

**CONTRACT DOCUMENT
BOONE COUNTY, MISSOURI
Liberty Lane Road Reconstruction Project
Bid Number 06-17FEB04**


ADDENDUM # 1

This addendum is issued in accordance with the Instructions to Bidders and is hereby incorporated into and made a part of the Contract Documents. Bidders are reminded that receipt of this addendum should be acknowledged and submitted with the bidder's Response Form as instructed for this format of bidding.

Specifications for the above noted Request for Bid and the work covered thereby are herein modified in the attached pages, and except as set forth herein, otherwise remain unchanged and in full force and effect:

SEE ATTACHMENTS

Bids are due on Tuesday, February 17, 2004 at 9:15 am in the Boone County Purchasing Department 601 E. Walnut, Room 209, Columbia, MO 65201. Bids will be opened in the Boone County Commission Chambers on Tuesday, February 17, 2004 at 9:30 a.m. at the Boone County Government Center located at 801 E. Walnut Columbia, MO 65201.

By: 
Marlene Ridgway
Buyer

BIDDER has examined the copy of Addendum #1 to Bid Number 06-17FEB04 – Liberty Lane Road Reconstruction Project, receipt of which is hereby acknowledged.

Signature of Authorized Representative

Date

Name of Authorized Representative

Company Name

Submit this acknowledgment of addendum receipt with the bid reply sheet or in an envelope clearly marked with the bid number if the bid reply sheet has already been returned.

TECHNICAL SPECIFICATIONS

SECTION 01570 – EROSION CONTROL

PART 2 – PRODUCTS

2.2 SILT FENCE MATERIALS

REMOVE: A. Posts – 4-inch diameter wood or 1.33 pound per linear foot steel, minimum length of 4 feet.

REPLACE: A. Posts – Wood, steel or synthetic posts may be used. Posts shall be of sufficient length, not less than 4 feet, to ensure adequate embedment with fully supporting the silt fence and shall have sufficient strength to resist damage during installation and to support applied loads while in service.

REMOVE: B. Support Wire – 14 gauge with 6-inch mesh.

PART 3 – EXECUTION

3.2 SILT FENCE INSTALLATION

REMOVE: B. Drive posts at least 24 inches into the ground on downslope side of trench. Space posts a maximum of 10 feet.

REPLACE: B. Post spacing shall not exceed 5 feet. Posts shall be driven a sufficient depth into the ground or placed on closer spacing as necessary to ensure adequate resistance to applied loads.

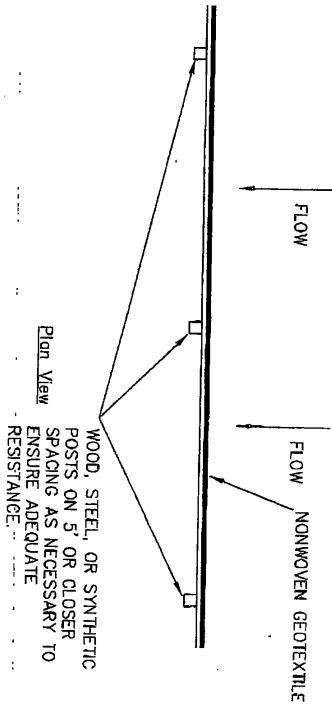
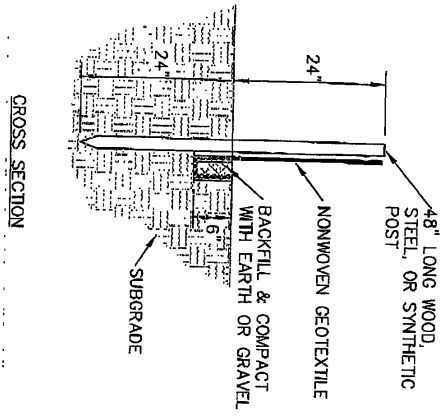
REMOVE: C. Fasten support wire on upslope side of post, extend support wire 6 inches into trench.

PLAN SHEETS

EROSION CONTROL PLAN – SHEET 27 OF 29

REPLACE: SILT FENCE DETAIL with attached SILT FENCE DETAIL

LIBERTY LANE - EROSION CONTROL PLAN
SHEET 27 OF 29



SILT FENCE
Not to Scale