

2024

ANNUAL REPORT

Executive Summary

Boone County
Community
Services
Department



**Boone County
Children's Services Fund**

Released: June 2025

Boone County Community Services Department (BCCSD) Overview

The Community Services Department was created to oversee and coordinate the disbursement of the funds received from the Children's Services Fund sales tax and the domestic violence funds collected through court fees.

The mission of Boone County Community Services is to support the greatest possible level of independence and self-sufficiency of Boone County residents by promoting their physical, mental, and social well-being to cultivate a safe and healthy community.

Children's Services Fund

On November 6, 2012, the citizens of Boone County passed County of Boone Proposition 1, which created a Children's Services Fund for children and youth 19 years of age or less in Boone County. The Boone County Children's Services Board (BCCSB) has been appointed by the County Commission and entrusted to oversee this Fund. The Fund was created pursuant to RSMo §67.1775, RSMo §210.861, and the ballot language presented to the voters on November 6, 2012. RSMo §210.861 specifies the types of services that may be funded by the Children's Services Fund. The mission of the BCCSB is:

To improve the lives of children, youth, and families in Boone County by strategically investing in the creation and maintenance of integrated systems that deliver effective and quality services for children and families in need.

Domestic Violence Services Fund

State of Missouri statutes authorize counties to collect fees to fund shelters for victims of domestic violence. Per these statutes, the County of Boone (Boone County) collects fees on civil actions, marriage licenses, and criminal cases. These funds are then utilized to provide funding for shelters for victims of domestic violence. True North of Columbia, Inc. received \$23,818.00 in 2024 to provide victims of domestic and sexual violence with safe housing, advocacy, and support.

Letter from the Director

As we reflect on 2024, it's clear this was a pivotal year for our department and the broader Boone County community. We launched major initiatives to better understand and address local needs, including a comprehensive housing study and Housing Summit, and the addition of a Health and Justice Coordinator to help form a Health and Justice Coordinating Council. We released two significant Requests for Proposals: the Grassroots Funding Opportunity, designed to reduce barriers and build capacity for smaller organizations, and the 2024 Open RFP, which made \$10 million available and received \$18.5 million in requests as organizations reapplied for expiring contracts. We also transitioned to a new funding management system to enhance transparency and ease of use.

A major highlight of 2024 was the release of a five-year Review and Assessment Report of the Boone County Children's Services Fund, which found a \$390 million return on investment in services that support and stabilize families, improve outcomes, and build opportunity. The report provided key recommendations to guide future funding and improve our operations. This year's annual report reflects those recommendations and includes updated data demonstrating how BCCSB-funded programs are responding to community needs in real time—from mental health and early childhood services to housing and justice initiatives. We are deeply grateful to our partners, providers, and community members who make this work possible as we continue building a stronger, more equitable Boone County for children, youth, and families.



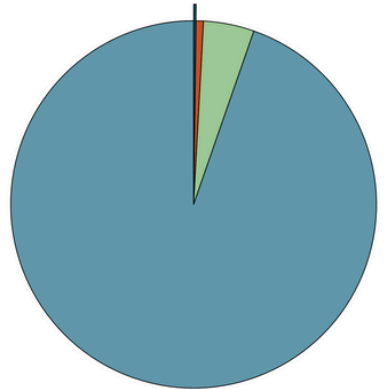
Director, Boone County Community Services Department

2024 Financial Summary

Revenues

Domestic Violence Fund	\$23,943 (<1%)
Other Contributions	\$73,595 (<1%)
Investment Income	\$503,880 (4%)
Children's Services Sales Tax	\$10,643,683 (95%)

Total Revenue	\$11,245,101
---------------	--------------

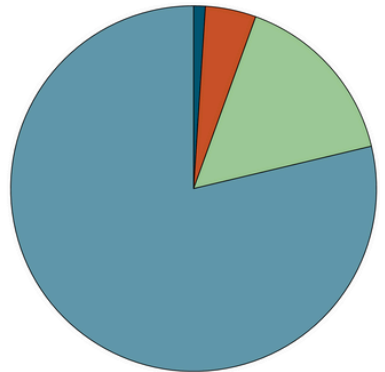


Expenses

Professional Services	\$148,217 (<1%)
Salaries	\$643,852 (5%)
Operations Support & Fixed Assets*	\$2,261,491 (16%)
Contracted Services for Children, Families & Individuals	\$11,300,976 (79%)

Total Expenses	\$14,354,536
----------------	--------------

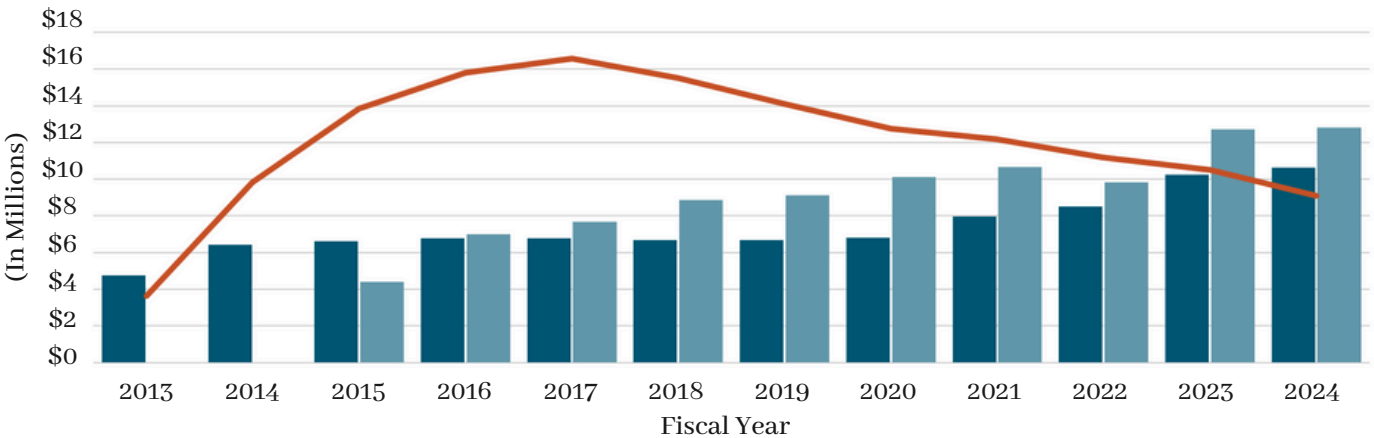
Release of Prior Year Encumbrances (\$123,003)



*The Boone Hospital lease ended January 1, 2021, and Boone County no longer receives funds for the Community Health/Medical Fund. The remaining balance of \$1.83 million in the Community Health/Medical Fund was reallocated to the Boone County General Revenue fund in 2024 to follow recommended best accounting practices.

The BCCSB has invested approximately \$75,925,738 in Boone County over the last decade. By statute, the BCCSB is required to keep 17% of BCCSF in reserves. The BCCSB has contracted out more than the sales tax revenue in an effort to sustainably lower the fund balance. The fund balance has displayed fluctuating trends over the years, starting at approximately \$3,621,462 in 2013 and peaking at approximately \$16,556,849 in 2017 before gradually declining to approximately \$9,095,000 by 2024.

BCCSF Sales Tax Revenue, Contracted Amount, and Fund Balance (2013-2024)

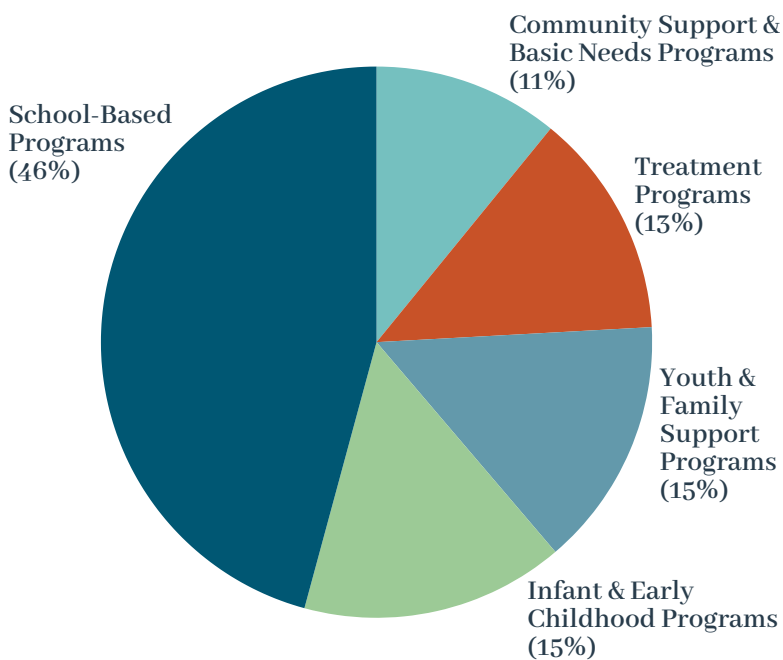


2024 Program

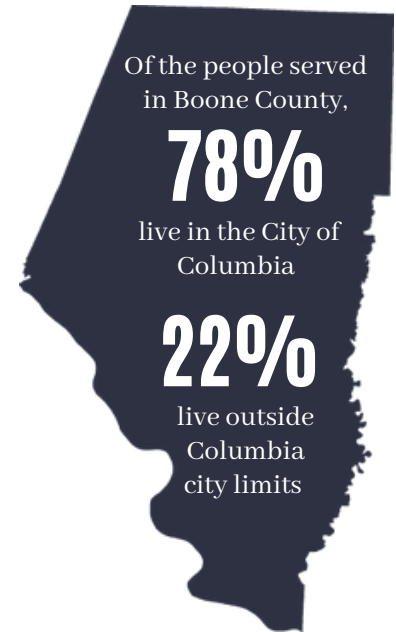
The BCCSD established common outcomes across contracted programs to better tell the story of how, collectively, programs impact lives and community-level issues within Boone County. The outcomes, number of individuals served, and demographics in this section may include those served through other funding sources.

\$11,300,976.04

TOTAL AMOUNT UTILIZED*



*Funding provided by the BCCSD and distributed across categories for direct services provided to Boone County residents.



99,912

BOONE COUNTY
RESIDENTS SERVED



30,364

individuals
received items to
meet their basic
needs



464

individuals
gained positive
parenting/co-
parenting skills



5,224

hours of
mentoring
were funded



1,270

individuals
received home
visits

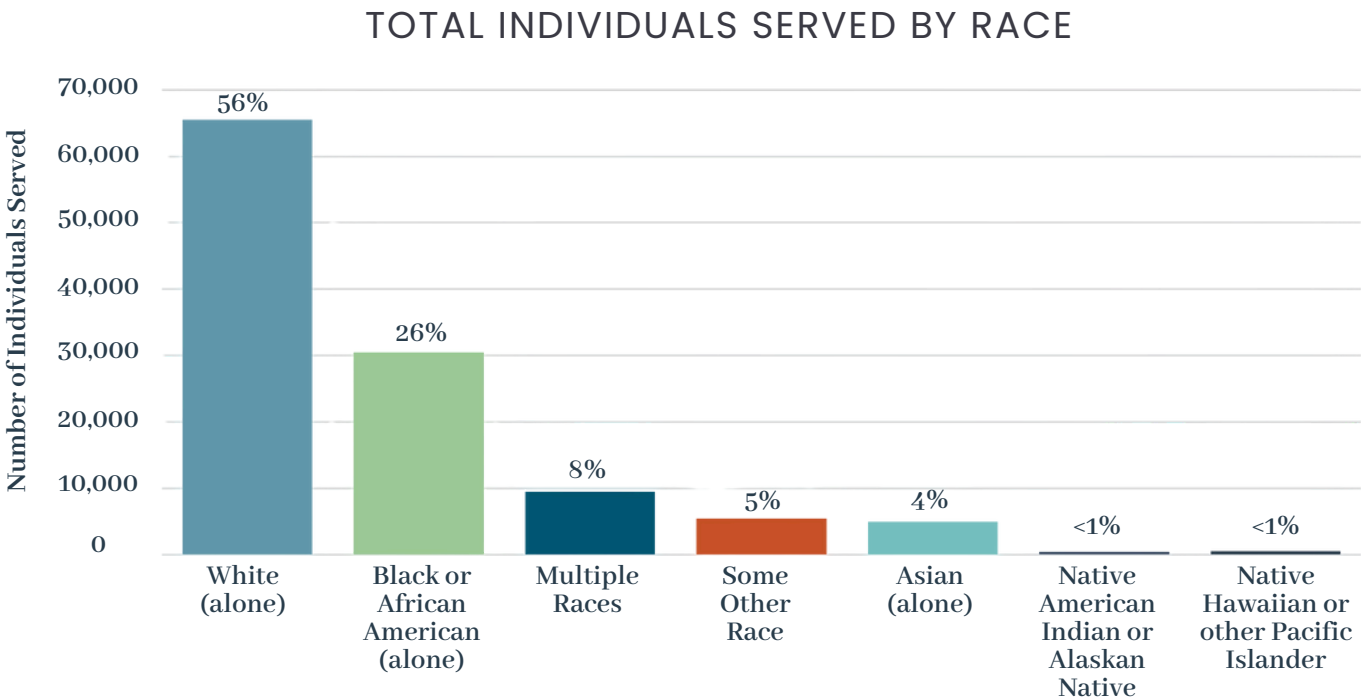
Outcomes Overview

Boone County is known for its outstanding quality of life and continues to be one of Missouri’s most desirable places to live, work, and do business. However, local data shows this is not true for all residents. When disaggregated by race, data show poorer outcomes for those in poverty and for communities of color. Those who have been historically marginalized face increased rates of infant mortality, poor health outcomes, and limited access to well-paying jobs due to systemic issues. The BCCSD is aware of these disparities and seeks to fund programs that serve higher rates of people of color. This data reflects demographic information about those who received services compared to the overall population of Boone County in 2024.

Boone County
Population by Race
(2019-2023)*

White (Alone) - 77.9%
Black (Alone) - 9.5%
Two or More Races - 6.3%
All Other Races - 6.3%

Source: Boone Indicators
Dashboard




80,483
screenings or
assessments were
funded



4,634
individuals
received case
management



1,344
individuals
completed evidence-
based and/or best
practices trainings



643
individuals developed
positive values, social
competencies, or
identities

Funding Category Overview

Infant & Early Childhood Programs

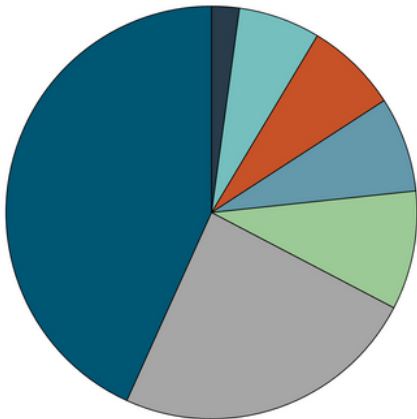
Programs provided developmental and behavioral screenings, trainings, evidence-based or best practices curriculum, and early childhood basic needs.

11
funded
programs



12,132

individuals were
served through
BCCSD funding



TOTAL PROGRAM FUNDING

- Health & Medical (2%)
- Basic Needs (6%)
- Social Development & Enrichment (7%)
- Community Advancement (8%)
- Education (9%)
- Supportive Services (24%)
- Organizational Capacity Building (43%)

School-Based Programs

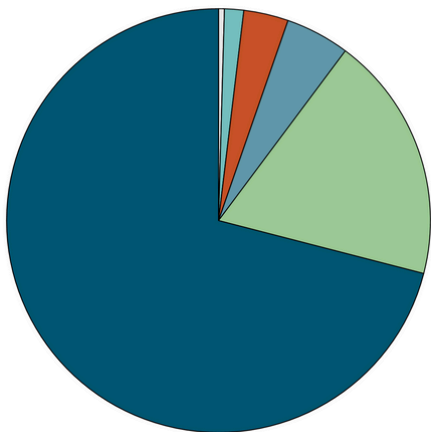
Program services included training for teachers, after-school clubs, capacity building for student education, case management, social-emotional screenings, crisis intervention, and psychiatric services.

10
funded
programs



33,350

individuals were
served through
BCCSD funding



TOTAL PROGRAM FUNDING

- Organizational Capacity Building (<1%)
- Basic Needs (2%)
- Education (3%)
- Social Development & Enrichment (5%)
- Supportive Services (18%)
- Health & Medical (71%)

Youth & Family Support Programs

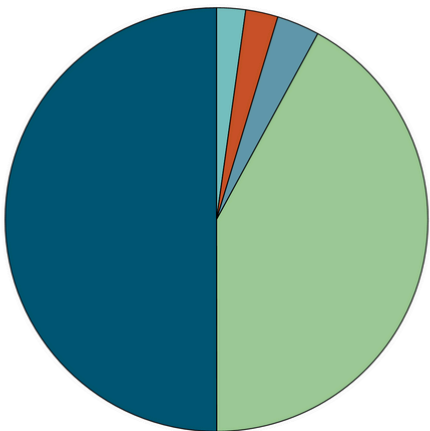
Programs are designed to strengthen the family, improve parenting practices, and support healthy development for children.

14
funded
programs



2,620

individuals were
served through
BCCSD funding



TOTAL PROGRAM FUNDING

- Education (2%)
- Organizational Capacity Building (2%)
- Health & Medical (3%)
- Supportive Services (42%)
- Social Development & Enrichment (50%)

Treatment Programs

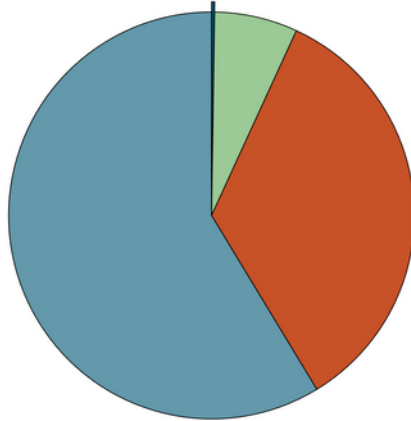
Programs provide physical and mental health treatment to children, youth, parents, families, and adults.

6
funded
programs



791

individuals were
served through
BCCSD funding



TOTAL PROGRAM FUNDING

- Community Advancement (<1%)
- Organizational Capacity Building (7%)
- Supportive Services (34%)
- Health & Medical (59%)

Community Support & Basic Needs Programs

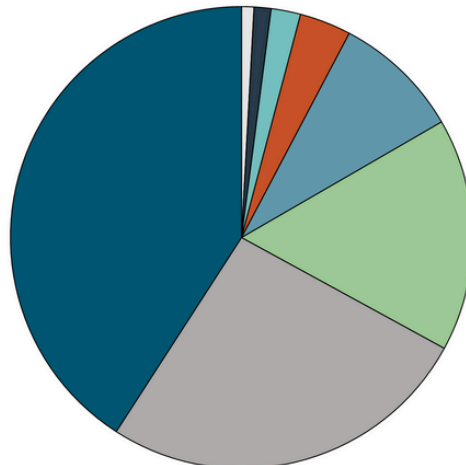
Programs included provision of basic needs, vocational training, emergency shelter, health education, and services to support independent living for seniors.

13
funded
programs



23,758

individuals were
served through
BCCSD funding



TOTAL PROGRAM FUNDING

- Social Development & Enrichment (<1%)
- Organizational Capacity Building (1%)
- Housing (2%)
- Community Advancement (4%)
- Education (9%)
- Income Support and Employment (16%)
- Supportive Services (26%)
- Basic Needs (41%)

Grassroots Funding Opportunity

Programs included case management support, positive youth support, out of school programming, and provision of basic needs. Funding also supported capacity building and nonprofit consultation services for the grassroots organizations. These programs are incorporated into the Program Outcome Overview pie chart (page 4) but not separated out into the funding category overview pie charts due to funding structure.

6
funded
programs

Additional BCCSD Reports

The full 2024 Annual Report that includes more information on department projects and funded programs can be found at

<https://www.showmeboone.com/community-services/>



Learn more about the Boone County Children's Services Fund: Review and Assessment Report 2024 by going to

<https://www.showmeboone.com/community-services/comm-data.asp>



Community Services Department Staff

Joanne Nelson, Director
Kristin Cummins, Deputy Director
Verna Laboy, Program Manager
Victoria Woods, Program Manager
Gina Jenkins, Data and Performance Analyst
Kerby Webb, Program and Community Specialist
Michelle Thompson, Program Specialist
Emilio Ayala Youngblood, Administrative Coordinator

Former Staff Member:

Lenna Peterson (*Program Diversity, Equity, and Inclusion Specialist until March 2024*)

Boone County Commissioners

Kip Kendrick, Presiding Commissioner
Justin Aldred, District I Commissioner
Janet Thompson, District II Commissioner

Boone County Children's Services Board Members

Leigh Spence, Chair
Gregory Grupe, Vice Chair
Connie Leipard, Treasurer
Robert Aulgur
Lynn Barnett
Rodney Dixon
Michele Kennett
Sebastián Martínez Valdivia
Wiley Miller

Community Services Department



107 N 7th Street
Columbia, MO 65201
(573) 886-4298
www.showmeboone.com/communityservices

