



**COMPREHENSIVE ANNUAL FINANCIAL
REPORT**

BOONE COUNTY, MISSOURI

YEAR ENDING DECEMBER 31, 2011

**BOONE COUNTY, MISSOURI
COMPREHENSIVE ANNUAL
FINANCIAL REPORT**

For The Fiscal Year Ended December 31, 2011

*Report prepared and submitted by
June E. Pitchford, CPA
Boone County Auditor*

Contents

	Page
Part I - Introductory Section:	
Letter Of Transmittal	i - v
Certificate Of Achievement For Excellence In Financial Reporting.....	vi
County Officials	vii
Organizational Chart.....	viii
Part II - Financial Section:	
Independent Auditors' Report	1 - 3
Management's Discussion And Analysis - Required Supplementary Information	4 - 17
Basic Financial Statements	
Government-Wide Financial Statements:	
Statement Of Net Assets.....	18
Statement Of Activities	19
Fund Financial Statements:	
Balance Sheet - Governmental Funds	20
Reconciliation Of The Balance Sheet Of Governmental Funds To The Statement Of Net Assets.....	21
Statement Of Revenues, Expenditures And Changes In Fund Balances - Governmental Funds.....	22
Reconciliation Of The Statement Of Revenues, Expenditures And Changes In Fund Balances To The Statement Of Activities.....	23
Statement Of Net Assets - Proprietary Funds.....	24
Statement Of Revenues, Expenses And Changes In Fund Net Assets - Proprietary Funds.....	25
Statement Of Cash Flows - Proprietary Funds	26
Statement Of Fiduciary Net Assets - Fiduciary Funds	27
Statement Of Changes In Fiduciary Net Assets - Fiduciary Funds	28
Notes To Basic Financial Statements	29 - 65
Required Supplementary Information - Budgetary Comparison Information	
Schedule Of Revenues, Expenditures And Changes In Fund Balances - Budget And Actual - Budget Basis - General Fund	66 - 73
Schedule Of Revenues, Expenditures And Changes In Fund Balances - Budget And Actual - Budget Basis - Road And Bridge Fund	74 - 75

Part II - Financial Section (Continued):

Schedule Of Revenues, Expenditures And Changes In Fund Balances - Budget And Actual - Budget Basis - Law Enforcement Services Fund	76 - 77
Notes To Budgetary Comparison Information	78
Required Supplementary Information - Other Post-Employment Benefits.....	79

**Supplementary Information - Combining And
Individual Fund Financial Statements And Schedules**

Combining Balance Sheet - Nonmajor Governmental Funds	80
Combining Statement Of Revenues, Expenditures And Changes In Fund Balances - Nonmajor Governmental Funds	81
Special Revenue Funds Descriptions	82 - 84
Combining Balance Sheet - Nonmajor Special Revenue Funds	85 - 87
Combining Statement Of Revenues, Expenditures And Changes In Fund Balances - Nonmajor Special Revenue Funds.....	88 - 90
Schedule Of Revenues, Expenditures And Changes In Fund Balances - Budget And Actual - Budget Basis - Special Building Project Citizen Contribution Fund	91
Schedule Of Revenues, Expenditures And Changes In Fund Balances - Budget And Actual - Budget Basis - Assessment Fund.....	92
Schedule Of Revenues, Expenses And Changes In Fund Balances - Budget And Actual - Budget Basis - E-911 Emergency Telephone Fund	93
Schedule Of Revenues, Expenses And Changes In Fund Balances - Budget And Actual - Budget Basis - Domestic Violence Fund	94
Schedule Of Revenues, Expenses And Changes In Fund Balances - Budget And Actual - Budget Basis - Hospital Profit Share Fund	95
Schedule Of Revenues, Expenses And Changes In Fund Balances - Budget And Actual - Budget Basis - Local Emergency Planning Committee Fund.....	96
Schedule Of Revenues, Expenses And Changes In Fund Balances - Budget And Actual - Budget Basis - Collector Tax Maintenance Fund	97
Schedule Of Revenues, Expenses And Changes In Fund Balances - Budget And Actual - Budget Basis - Fairground Maintenance Fund.....	98
Schedule Of Revenues, Expenses And Changes In Fund Balances - Budget And Actual - Budget Basis - Community Health/Medical Fund (Hospital Lease).....	99
Schedule Of Revenues, Expenses And Changes In Fund Balances - Budget And Actual - Budget Basis - Boone County Fairground Stormwater Grants Fund.....	100
Schedule Of Revenues, Expenses And Changes In Fund Balances - Budget And Actual - Budget Basis - Boone County Fairground Regional Recreation District Fund	101
Schedule Of Revenues, Expenses And Changes In Fund Balances - Budget And Actual - Budget Basis - Election Services Fund	102
Schedule Of Revenues, Expenses And Changes In Fund Balances - Budget And Actual - Budget Basis- Federal HAVA Election Fund	103
Schedule Of Revenues, Expenses And Changes In Fund Balances - Budget And Actual - Budget Basis - Election Equipment Replacement Fund	104

Contents

	Page
Part II - Financial Section (Continued):	
Schedule Of Revenues, Expenses And Changes In Fund Balances - Budget And Actual - Budget Basis - Sheriff Forfeiture Fund.....	105
Schedule Of Revenues, Expenses And Changes In Fund Balances - Budget And Actual - Budget Basis - Sheriff Training Fund.....	106
Schedule Of Revenues, Expenses And Changes In Fund Balances - Budget And Actual - Budget Basis - Public Safety Citizen Contribution Fund.....	107
Schedule Of Revenues, Expenses And Changes In Fund Balances - Budget And Actual - Budget Basis - Law Enforcement Department Of Justice Grants Fund.....	108
Schedule Of Revenues, Expenses And Changes In Fund Balances - Budget And Actual - Budget Basis - Sheriff Civil Charges Fund.....	109
Schedule Of Revenues, Expenses And Changes In Fund Balances - Budget And Actual - Budget Basis - Sheriff Revolving Fund	110
Schedule Of Revenues, Expenses And Changes In Fund Balances - Budget And Actual - Budget Basis - Inmate Security Fund.....	111
Schedule Of Revenues, Expenses And Changes In Fund Balances - Budget And Actual - Budget Basis - Prosecuting Attorney Training Fund	112
Schedule Of Revenues, Expenses And Changes In Fund Balances - Budget And Actual - Budget Basis - Prosecuting Attorney Tax Collection Fund	113
Schedule Of Revenues, Expenses And Changes In Fund Balances - Budget And Actual - Budget Basis - Prosecuting Attorney Contingency Fund.....	114
Schedule Of Revenues, Expenses And Changes In Fund Balances - Budget And Actual - Budget Basis - Prosecuting Attorney Bad Check Collection Fund.....	115
Schedule Of Revenues, Expenses And Changes In Fund Balances - Budget And Actual - Budget Basis - Prosecuting Attorney Forfeiture Fund.....	116
Schedule Of Revenues, Expenses And Changes In Fund Balances - Budget And Actual - Budget Basis - Record Preservation Fund	117
Schedule Of Revenues, Expenses And Changes In Fund Balances - Budget And Actual - Budget Basis - Family Services And Justice Fund	118
Schedule Of Revenues, Expenses And Changes In Fund Balances - Budget And Actual - Budget Basis - Circuit Drug Court Fund.....	119
Schedule Of Revenues, Expenses And Changes In Fund Balances - Budget And Actual - Budget Basis - Administration Of Justice Fund.....	120
Schedule Of Revenues, Expenses And Changes In Fund Balances - Budget And Actual - Budget Basis - Recovery Act Grants - Cyber Crimes and Violence Against Women Fund.....	121
Schedule Of Revenues, Expenses And Changes In Fund Balances - Budget And Actual - Budget Basis - Justice Assistance Grant - Recovery Act Stimulus Fund.....	122
Schedule Of Revenues, Expenses And Changes In Fund Balances - Budget And Actual - Budget Basis - Neighborhood Improvement District Fund	123
Schedule Of Revenues, Expenses And Changes In Fund Balances - Budget And Actual - Budget Basis - Law Library Fund.....	124


Contents

	Page
Part II - Financial Section (Continued):	
Debt Service Funds Descriptions	125 - 126
Combining Balance Sheet - Nonmajor Debt Service Funds	127
Combining Statement Of Revenues, Expenditures And Changes In Fund Balances - Nonmajor Debt Service Funds	128
Schedule Of Revenues, Expenses And Changes In Fund Balances - Budget And Actual - Budget Basis - Series 2008 Neighborhood Improvement District Bond Fund - Sewer - Major Fund	129
Schedule Of Revenues, Expenses And Changes In Fund Balances - Budget And Actual - Budget Basis - Series 2005 Special Obligation Bond Fund	130
Schedule Of Revenues, Expenses And Changes In Fund Balances - Budget And Actual - Budget Basis - Series 2010 Special Obligation Bond Fund	131
Schedule Of Revenues, Expenses And Changes In Fund Balances - Budget And Actual - Budget Basis - Series 2000A Neighborhood Improvement District Bond Fund	132
Schedule Of Revenues, Expenses And Changes In Fund Balances - Budget And Actual - Budget Basis - Series 2000B Neighborhood Improvement District Bond Fund	133
Schedule Of Revenues, Expenses And Changes In Fund Balances - Budget And Actual - Budget Basis - Series 2001 Neighborhood Improvement District Bond Fund	134
Schedule Of Revenues, Expenses And Changes In Fund Balances - Budget And Actual - Budget Basis - Series 2006A Neighborhood Improvement District Bond Fund	135
Schedule Of Revenues, Expenses And Changes In Fund Balances - Budget And Actual - Budget Basis - Series 2010A Neighborhood Improvement District Bond Fund - Sewer	136
Schedule Of Revenues, Expenses And Changes In Fund Balances - Budget And Actual - Budget Basis - Series 2010 Neighborhood Improvement District Bond Fund - Sewer	137
Schedule Of Revenues, Expenses And Changes In Fund Balances - Budget And Actual - Budget Basis - Series 2011A Neighborhood Improvement District Bond Fund - Road	138
Schedule Of Revenues, Expenses And Changes In Fund Balances - Budget And Actual - Budget Basis - Series 2011B Neighborhood Improvement District Bond Fund - Sewer	139
Capital Projects Funds Descriptions	140
Combining Balance Sheet - Nonmajor Capital Projects Funds	141
Combining Statement Of Revenues, Expenditures And Changes In Fund Balances - Nonmajor Capital Projects Funds	142
Schedule Of Revenues, Expenses And Changes In Fund Balances - Budget And Actual - Budget Basis - Government Center Construction Fund	143
Schedule Of Revenues, Expenses And Changes In Fund Balances - Budget And Actual - Budget Basis - General Capital Fund	144

Contents

	Page
Part II - Financial Section (Continued):	
Schedule Of Revenues, Expenses And Changes In Fund Balances - Budget And Actual - Budget Basis - One-Fifth Cent Sales Tax Capital Improvement Fund.....	145
Schedule Of Revenues, Expenses And Changes In Fund Balances - Budget And Actual - Budget Basis - Law Office Remodel IV-D 605 E. Walnut Fund.....	146
Schedule Of Revenues, Expenses And Changes In Fund Balances - Budget And Actual - Budget Basis - Sheriff/Elections Facility Fund.....	147
Schedule Of Revenues, Expenses And Changes In Fund Balances - Budget And Actual - Budget Basis - Johnston Paint Building Remodel Fund	148
Internal Service Funds Descriptions.....	149
Combining Statement Of Net Assets - Internal Service Funds	150
Combining Statement Of Revenues, Expenses And Changes In Fund Net Assets - Internal Service Funds.....	151
Combining Statement Of Cash Flows - Internal Service Funds.....	152
Fiduciary Funds Descriptions.....	153 - 154
Combining Statement Of Fiduciary Net Assets - Private Purpose Trust Funds.....	155
Combining Statement Of Changes In Fiduciary Net Assets - Private Purpose Trust Funds	156
Combining Schedule Of Fiduciary Assets And Liabilities - Agency Funds	157
Combining Schedule Of Changes In Assets And Liabilities - Fiduciary Funds - Agency Funds	158 - 161
 Part III - Statistical Section:	
Statistical Section Contents	162
Net Assets By Component.....	163
Changes In Net Assets.....	164 - 165
Fund Balances Of Governmental Funds.....	166 - 167
Changes In Fund Balances Of Governmental Funds.....	168
Taxable Sales By Category	169
Direct And Overlapping Sales Tax Rates.....	170
Overlapping Sales Tax Rates - State, County And Cities	171
Ratios Of Outstanding Debt By Type	172
Ratios Of General Bonded Debt Outstanding	173
Legal Debt Margin	174
Pledged - Revenue Coverage.....	175
Demographic And Economic Statistics.....	176
Principal Employers	177
Full-Time Equivalent County Employees By Function	178
Operating Indicators By Function	179
Capital Asset Statistics By Function	180

Introductory Section



BOONE COUNTY AUDITOR

JUNE E. PITCHFORD, CPA

BOONE COUNTY GOVERNMENT CENTER

801 East Walnut, Room 304 • Columbia, MO 65201-4890 • (573) 886-4275 OFFICE • (573) 886-4280 FAX

June 26, 2012

Honorable County Commissioners and Citizens of
Boone County, Missouri:

The Comprehensive Annual Financial Report of Boone County, Missouri for the fiscal year ended December 31, 2011, is hereby submitted.

Management assumes full responsibility for the completeness and reliability of the information contained in this report, based upon a comprehensive framework of internal control that it has established for this purpose. Because the cost of internal control should not exceed anticipated benefits, the objective is to provide reasonable, rather than absolute, assurance that the financial statements are free of any material misstatements.

RubinBrown, an independent certified public accounting firm, has issued unqualified (“clean”) opinions on Boone County, Missouri’s financial statements for the year ended December 31, 2011. The independent auditors’ report is located at the front of the financial section of this report.

Management’s discussion and analysis (MD&A) immediately follows the independent auditors’ report and provides a narrative introduction, overview, and analysis of the basic financial statements. MD&A complement this letter of transmittal and should be read in conjunction with it.

Profile of the Government

Boone County, organized in 1821 under applicable state statutes, is located in the central part of the state. It occupies 685 miles and serves a population of approximately 165,000. Limited-scope policymaking and legislative authority is granted through state statutes and vested in the County Commission, which consists of a Presiding Commissioner and two Associate Commissioners, each of whom serves full time. As the governing body, the County Commission is responsible for a mix of legislative and administrative duties including passing ordinances (to the extent permitted by statute), adopting the annual budget, managing county property, appointing committees, and hiring and supervising departmental directors. The Presiding Commissioner is elected at large and the two Associate Commissioners are each elected from within their respective district. Each serves a four-year term.

Operations of the County are carried out under the direction of elected officials. In addition to the County Commissioners, other officials elected on a county-wide basis to four-year terms include the following: Assessor, Auditor, Collector of Revenue, County Clerk, Prosecuting Attorney, Public Administrator, Sheriff, Recorder of Deeds, and Treasurer. Operations of the 13th Judicial Circuit Court, which includes Boone and Callaway counties, are administered by an elected Circuit Court Clerk and elected judges.

The County provides a broad range of public services required by state law including: the 13th Judicial Circuit Court, the Prosecuting Attorney's Office, the Juvenile Office and Juvenile Detention center, the County Jail, law enforcement services for all unincorporated areas of the County, civil process service for the entire County, maintenance and retention of property records, assessment of all county property for taxing purposes, collection of property taxes for all political subdivisions within the County, voter registration and election services, maintenance of county roads, and various other public services.

Boone County's statutory *elective* form of government differs significantly from a charter form of government or a municipal council-manager form of government. Independent elected officials are directly accountable to the people of the County for carrying-out the statutory functions of their respective offices. The County Commission has no authority to impose its will on other elected officials, except through its exclusive control of county property and the adoption of the annual budget.

The County adopts an annual budget for all of its governmental funds and proprietary (internal service) funds. Project-length budgets are prepared and approved for capital projects and neighborhood improvement district projects; unexpended and unencumbered appropriations for such project-length budgets are re-appropriated, as necessary, in successive annual budgets.

The County Commission approves the annual budget at the departmental object (or class) level. The County also maintains an encumbrance accounting system as one technique of accomplishing budgetary control. Unencumbered appropriations lapse at fiscal year-end, while open encumbrances are accounted for in designated accounts within each respective fund. Open encumbrances at fiscal year end are not added to the subsequent year's budget.

The County's fiscal year is the calendar year and the annual budgetary process and timetable is governed by state statutes. Budgetary requests are due to the County Auditor by September 1st with a proposed comprehensive budget due from the County Auditor to the County Commission by November 15th. The County Commission may alter, modify, or change the proposed budget in any manner, except for the Court's budgets which may not be altered without the Court's consent or pursuant to mediation by the Judicial Finance Review Commission. The County Commission must comply with public notice and public hearing requirements and adopt the budget on or before January 10th; however, in a year in which a County Commissioner's new term of office begins (i.e., every other year), the statutory deadline is extended to January 31st. However, the County Commission typically adopts the budget prior to December 31st. In the event the County Commission does not adopt the budget, the preceding year's budget remains effective.

For financial reporting purposes, the *reporting entity* is comprised of the County (the primary government) including all funds, agencies, and departments that make up its legal entity as well as any legally separate entities that meet criteria established by the Governmental Accounting Standards Board for inclusion in the reporting entity. Such entities are referred to as component units and they include legally separate entities over whom the County is able to impose its will or entities capable of imposing a financial benefit or burden on the County. Component units also include organizations that are financially dependent on the County.

The County has determined that the reporting entity should include one discretely presented component unit, the Boone Hospital Board of Trustees. This entity is financially dependent on the County in that all bond issues for hospital operations must be approved by the County Commission.

Local Economy

Boone County is situated in Central Missouri at the cross-roads of Interstate 70 and US Highway 63. It is a fast-growing county known for its highly educated work force, low cost of living, award-winning schools, and unique blend of rural and urban lifestyles. The County contains 685 square miles and includes six cities (Ashland, Centralia, Columbia, Hallsville, Rocheport, and Sturgeon), three towns (Harrisburg, Hartsburg, and McBaine) and other local communities (Midway, Prathersville, Wilton, and Village of Pierpont). Over the past ten years, the County's annual population growth rate has consistently out-paced that of the state.

The local economy reflects a balanced mix of retail, education, insurance, light manufacturing, construction, and finance. The County's largest city and county seat, Columbia, serves as a regional commercial center for central Missouri. The County is also home to the flagship campus of the University of Missouri, Columbia College, and Stephens College. In addition, the County serves as a regional medical center. The largest employers in the County include the University of Missouri, University Hospital and Clinics, Columbia Public Schools, Boone Hospital Center, City of Columbia, Shelter and State Farm Insurance Companies, MBS Textbook Exchange, and the Hubbell Power Systems. The County's varied economic base contributes to economic and employment stability. Although the County's unemployment rate has risen as a result of the current economic recession, Boone County's rate of 5.8% at December 31, 2011 compares favorably with that of the state (8.6%) and of the nation (9.0%).

Nearly sixty percent of the County's operating revenues are derived from local sales taxes. Sales tax revenue is inherently volatile with annual growth rates for sales tax ranging between -3% and 11% over the last fifteen years. However, in 2007, the County experienced an unexpected and significant decline in sales tax revenue, with the annual growth rate falling below 1%. This was followed by a further decline in 2008 with a first-ever negative sales tax growth rate of -1.36%. Sales tax continued to decline during 2009, reflecting a growth rate of -2.76%. As the local economy has stabilized, sales tax revenues have improved, with 2010 and 2011 reflecting positive growth of 3.9% and 5.04%, respectively.

Other economic indicators such as building permits, real estate recordings, and the local unemployment rate reflect modest growth and improvement compared to the past several years; this trend is expected to continue in the immediate future.

Long-term Financial Planning

Boone County has adopted a comprehensive set of financial policies, which are included in the annual budget document. These policies are intended to guide elected officials' decisions so as to ensure that county officials manage public funds in a manner that promotes transparency and accountability; ensures fiscal stability; protects and preserves public assets; and reduces risk and uncertainty while maintaining flexibility.

As noted above, Boone County is primarily dependent on local sales tax for its operating revenues within the major funds. Such dependence on an inherently volatile revenue source increases Boone County's financial risk. To mitigate this risk, the County Commission adopted a fund balance policy which established a minimum unassigned fund balance of two months expenditures (or approximately 17%) for its major operating funds. Unassigned fund balance in the General Fund at year end exceeded the minimum, totaling \$6.0 million, or 26% of total general fund expenditures. Unassigned fund balance represents the spendable portion of fund balance that is not subject to restrictions, commitments, or assignments. Within Boone County's other two major operating funds, the Road and Bridge Fund and the Law Enforcement Services Fund, all resources are legally restricted; as a result, the entire fund balance is reported as *restricted fund balance*. At the end of the fiscal year, fund balance for these funds was \$10.7 million and \$1.6 million, respectively, which exceeds the minimum amount required by policy.

Boone County recently completed several facility expansion projects which are intended to address the operational space needs for the foreseeable future. The projects were funded primarily with the proceeds of a 3-year capital improvement sales tax and supplemented with one-time revenues accumulated by the County over several years as well as bond proceeds. The debt is being retired through a combination of appropriations in the General Fund and the Sheriff Civil Charges Fund. Prior to construction, General Fund appropriations were required for building lease payments; those appropriations were re-directed to debt service payments when the facility construction was completed. Operational costs associated with the facility expansions have been fully incorporated into the County's annual operating budget.

Boone County provides road and bridge maintenance and improvement services which are funded with resources from the Road and Bridge Fund. The resources of the Road and Bridge Fund are sufficient to cover the cost of infrastructure maintenance and small-scale improvement projects, but the cost of major improvements exceeds resource capacity. In order to adequately address these infrastructure needs, the County will need to develop a long-term infrastructure capital improvement plan and obtain the dedicated funding needed to support implementation.

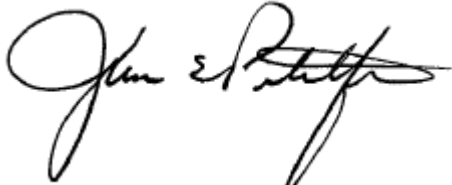
Awards and Acknowledgements

The County's CAFR for the fiscal year ended December 31, 2010, was awarded the Certificate of Achievement for Excellence in Financial Reporting from the Government Finance Officers Association (GFOA). This was the 27th consecutive year the County has received this prestigious award. In order to be awarded a Certificate of Achievement, a government unit must publish an easily readable and efficiently organized CAFR, whose contents conform to program standards. The report satisfied both generally accepted accounting principles and applicable legal requirements.

A Certificate of Achievement is valid for one year only. We believe that our current CAFR will continue to meet the Certificate of Achievement Program requirements and we will be submitting it to the GFOA to determine its eligibility for another certificate.

I would like to recognize the County Commission and other elected officials for their part in planning and conducting the financial operations of the County. In addition, I want to express my appreciation to the staff members of the Boone County Auditor's office who assisted in the preparation of this report.

Respectfully submitted,

A handwritten signature in black ink, appearing to read "June E. Pitchford". The signature is fluid and cursive, with a large initial "J" and a long, sweeping underline.

June E. Pitchford, CPA
Boone County Auditor

Certificate of Achievement for Excellence in Financial Reporting

Presented to

Boone County
Missouri

For its Comprehensive Annual
Financial Report
for the Fiscal Year Ended
December 31, 2010

A Certificate of Achievement for Excellence in Financial Reporting is presented by the Government Finance Officers Association of the United States and Canada to government units and public employee retirement systems whose comprehensive annual financial reports (CAFRs) achieve the highest standards in government accounting and financial reporting.



Linda C. Davison

President

Jeffrey R. Emer

Executive Director

BOONE COUNTY, MISSOURI

**COUNTY OFFICIALS
For The Year Ended December 31, 2011**

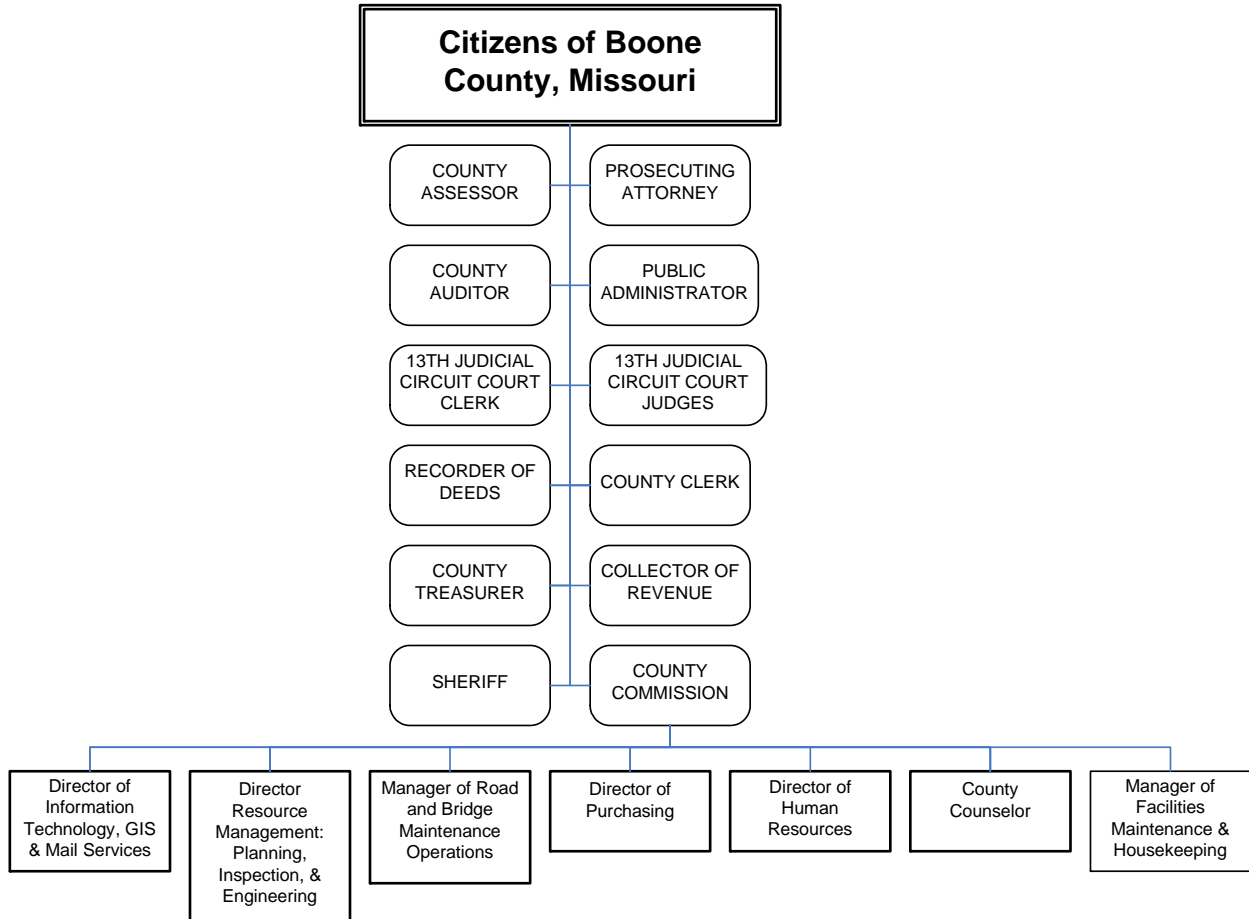
County Commission:

Presiding Commissioner Dan Atwill
Commissioner - District I Karen M. Miller
Commissioner - District II Skip Elkin

Circuit Clerk Christy Blakemore
Recorder of Deeds Bettie Johnson
County Clerk Wendy S. Noren
Prosecuting Attorney Daniel K. Knight
Sheriff Dwayne Carey
Auditor June E. Pitchford
Collector of Revenue Patricia S. Lensmeyer
Assessor Thomas Schauwecker
Treasurer Nicole Galloway
Public Administrator Cathy Richards

BOONE COUNTY, MISSOURI

ORGANIZATIONAL CHART FOR BOONE COUNTY, MISSOURI



Financial Section

Independent Auditors' Report

The County Commissioners
Boone County, Missouri

We have audited the accompanying financial statements of the governmental activities, the discretely presented component unit, each major fund, and the aggregate remaining fund information of Boone County, Missouri as of and for the year ended December 31, 2011, which collectively comprise Boone County, Missouri's basic financial statements, as listed in the table of contents. These financial statements are the responsibility of Boone County, Missouri's management. Our responsibility is to express opinions on these financial statements based on our audit. We did not audit the financial statements of the discretely presented component unit. Those financial statements were audited by other auditors whose report thereon has been furnished to us, and our opinion, insofar as it relates to the amounts included for the discretely presented component unit, is based on the report of the other auditors.

We conducted our audit in accordance with auditing standards generally accepted in the United States of America and the standards applicable to financial audits contained in *Government Auditing Standards*, issued by the Comptroller General of the United States. Those standards require that we plan and perform the audit to obtain reasonable assurance about whether the financial statements are free of material misstatement. The financial statements of the discretely presented component unit were not audited in accordance with *Government Auditing Standards*. An audit includes examining, on a test basis, evidence supporting the amounts and disclosures in the financial statements. An audit also includes assessing the accounting principles used and significant estimates made by management, as well as evaluating the overall financial statement presentation. We believe that our audit, and the report of other auditors, provides a reasonable basis for our opinions.

In our opinion, based upon our audit and the report of other auditors, the financial statements referred to above present fairly, in all material respects, the respective financial position of the governmental activities, the discretely presented component unit, each major fund, and the aggregate remaining fund information of Boone County, Missouri as of December 31, 2011, and the respective changes in financial position and, where applicable, cash flows thereof for the year then ended, in conformity with U.S. generally accepted accounting principles.

In accordance with *Government Auditing Standards*, we also have issued a report dated June 26, 2012 on our consideration of Boone County, Missouri's internal control over financial reporting and on our tests of its compliance with certain provisions of laws, regulations, contracts, grant agreements, and other matters. The purpose of that report is to describe the scope of our testing, and not to provide an opinion on the internal control over financial reporting or on compliance. That report is an integral part of an audit performed in accordance with *Government Auditing Standards* and should be read in conjunction with this report in considering the results of our audit.

Accounting principles generally accepted in the United States of America require that the Management's Discussion and Analysis on pages 4 through 17, the Budgetary Comparison Information on pages 66 through 78, and the Other Post-Employment Benefit Schedule on page 79 be presented to supplement the basic financial statements. Such information, although not a part of the basic financial statements, is required by the Governmental Accounting Standards Board who considers it to be an essential part of financial reporting for placing the basic financial statements in an appropriate operational, economic, or historical context. We have applied certain limited procedures to the required supplementary information in accordance with auditing standards generally accepted in the United States of America, which consisted of inquiries of management about the methods of preparing the information and comparing the information for consistency with management's responses to our inquiries, the basic financial statements, and other knowledge we obtained during our audit of the basic financial statements. We do not express an opinion or provide any assurance on the information because the limited procedures do not provide us with sufficient evidence to express an opinion or provide any assurance.

Our audit was conducted for the purpose of forming opinions on the financial statements that collectively comprise Boone County, Missouri's basic financial statements. The combining and individual fund financial statements and schedules-other supplementary information are presented for purposes of additional analysis and are not a required part of the basic financial statements. Such information is the responsibility of management and was derived from and relates directly to the underlying accounting and other records used to prepare the financial statements. The information has been subjected to the auditing procedures applied in the audit of the basic financial statements and certain additional procedures, including comparing and reconciling such information directly to the underlying accounting and other records used to prepare the financial statements or to the financial statements themselves, and other additional procedures in accordance with auditing standards generally accepted in the United States of America. In our opinion, the information is fairly stated in all material respects in relation to the basic financial statements as a whole.

Our audit was conducted for the purpose of forming opinions on the financial statements that collectively comprise Boone County, Missouri's basic financial statements. The introductory section and statistical section are presented for purposes of additional analysis and are not a required part of the basic financial statements. Such information has not been subjected to the auditing procedures applied in the audit of the basic financial statements, and accordingly, we do not express an opinion or provide any assurance on it.

As discussed in Note 1 to the financial statements, Boone County, Missouri adopted the provisions of GASB Statement No. 54, *Fund Balance Reporting and Governmental Fund Type Definitions*, in 2011.

As described in Note 18 of the financial statements, capital assets and net assets as of January 1, 2011, have been restated to correct an error in the classification of capital assets. As a result of this change, nondepreciable capital assets as of January 1, 2011 decreased \$875,973, depreciable capital assets as of January 1, 2011 increased \$5,693,739, and net assets as of January 1, 2011 increased \$4,817,766.

RubinBrown LLP

June 26, 2012

BOONE COUNTY, MISSOURI

MANAGEMENT'S DISCUSSION AND ANALYSIS

This section of the County's Comprehensive Annual Financial Report presents a narrative overview and analysis of the financial activities of Boone County, Missouri, for the fiscal year ended December 31, 2011. For a complete understanding of the County's financial statements, please read the transmittal letter at the front of this report along with the County's basic financial statements, including the footnotes, which follow the Management's Discussion and Analysis.

Financial Highlights

- On a government-wide basis, Boone County's assets exceeded liabilities at the close of the most recent fiscal year by \$123.1 million. Of this amount, approximately \$11.28 million is unrestricted and may be used to meet the government's on-going obligations to citizens and creditors.
- On a government-wide basis, Boone County's total net assets increased by \$2.1 million or 6.0% during the fiscal year. The cost of Boone County's governmental activities was \$45.5 million and combined revenues, including program revenues and general revenues, totaled \$47.66 million.
- At the close of the current fiscal year, Boone County's governmental funds reported combined ending fund balances of \$31.7 million, an increase of \$2.7 million in comparison with the prior year. Approximately 19% of the combined fund balances (\$6.0 million) is available for spending at the government's discretion (*unassigned fund balance*).
- At the end of the current fiscal year, unrestricted fund balance (the total of the *committed, assigned, and unassigned components of fund balance*) for the General Fund was \$8.68 million, or approximately 38% of total General Fund expenditures. Of this amount, \$2.65 million was appropriated for spending in the FY 2012 budget (*assigned*), resulting in \$6.0 million *unassigned fund balance* in the General Fund.
- Boone County's total long-term debt decreased by approximately \$4,200. The net decrease is the result of principal repayments exceeding the increases in accrued compensated absence liability, additional debt issued during the year, and increases in OPEB liability.
- General fund revenues totaled \$24.05 million, which exceeded budgetary estimates by approximately \$1.08 million or 5%.
- General fund expenditures (GAAP basis) were \$22.9 million. On a budgetary basis, the General fund expenditures totaled \$22.7 million which resulted in a favorable budgetary variance of \$2.6 million, or 10%.
- Fund balance in the General Fund increased by approximately \$1.1 million, due to revenues and other financing sources exceeding expenditures and other financing uses (i.e., the combined impact of favorable revenue and expenditure variances).

BOONE COUNTY, MISSOURI

Management's Discussion And Analysis (*Continued*)

Overview of the Financial Statements

The discussion and analysis provided here are intended to serve as an introduction to Boone County's basic financial statements which consist of three components: 1) government-wide financial statements, 2) fund financial statements, and 3) the notes to financial statements.

Boone County prepares and issues a *Comprehensive Annual Financial Report* (CAFR) which includes supplementary information intended to furnish additional detail to support the basic financial statements themselves. The CAFR is organized as follows:

- **Introductory Section** - includes the transmittal letter and general information;
- **Management Discussion and Analysis (MD&A)**, this part of the report;
- **The Basic Financial Statements** - includes the government-wide and the fund financial statements as well as the notes to the basic financial statements;
- **Required Supplementary Information** - includes budgetary comparison information for certain major funds and certain other required disclosures;
- **Other Supplementary Information** - includes combining statements for nonmajor governmental funds, internal service funds, and fiduciary funds, as well as budgetary comparison schedules for nonmajor special revenue, debt service, and capital project funds; and,
- **Statistical Information** - includes additional information intended to provide a context for understanding information presented in other sections of the report.

Government-wide Financial Statements

The government-wide financial statements are designed to provide readers with a broad overview of Boone County's finances in a manner similar to a private-sector business, using a full accrual basis of accounting. These financial statements report information about the County as a whole and provide both long-term and short-term information about the County's overall financial condition. The two government-wide financial statements, **Statement of Net Assets** and **Statement of Activities**, report Boone County's net assets and how they have changed from the previous year. Boone County does not provide services through *business-type activities* (such as a public utility); consequently, only *governmental activities* are included in the County's financial statements.

The **Statement of Net Assets** presents information on all of Boone County's assets and liabilities, with the difference between the two reported as net assets. Over time, increases or decreases in net assets may serve as a useful indicator of whether the financial position of Boone County is improving or deteriorating.

BOONE COUNTY, MISSOURI

Management's Discussion And Analysis (*Continued*)

The **Statement of Activities** presents information showing how Boone County's net assets changed during the most recent fiscal year. All changes in net assets are reported as soon as the underlying event giving rise to the change occurs, *regardless of the timing of related cash flows*. Thus, revenues and expenses are reported for some items that will only result in cash flows in future fiscal periods (e.g., uncollected taxes and earned but unused vacation leave). The Statement of Activities presents the various governmental activities of Boone County and the degree to which they are supported by charges for services, federal and state grants and contributions, tax revenues, and investment income.

The government-wide financial statements include not only Boone County, Missouri itself (the *primary government*), but also a legally separate hospital board of trustees (a *component unit*) for which Boone County is financially accountable. Financial information for the component unit is reported separately from the financial information of the primary government. The government-wide financial statements do not include any blended component units.

The government-wide financial statements are the first statements included in the Basic Financial Statements tab section.

Fund Financial Statements

The second set of financial statements is the **Fund Financial Statements** which provide information about groupings of related accounts which are used to maintain control over resources that have been segregated for specific activities or objectives. Boone County, like other state and local governments, uses fund accounting to ensure and demonstrate compliance with finance-related legal requirements. All of the funds of Boone County can be divided into three categories: governmental funds, proprietary funds, and fiduciary funds.

- ***Governmental Funds.*** Governmental funds are used to account for governmental activities; however, unlike the government-wide financial statements, governmental fund financial statements focus on near-term inflows and outflows of spendable resources as well as on balances of spendable resources available at the end of the fiscal year. Such information may be useful in assessing a government's near-term financing requirements.

Because the focus of governmental funds is narrower than that of the government-wide financial statements, it is useful to compare the information presented for *governmental funds* with similar information presented for *governmental activities* in the government-wide financial statements. By doing so, readers may better understand the long-term impact of the government's near-term financing decision. Both the governmental fund balance sheet and the governmental fund statement of revenues, expenditures, and changes in fund balances provide a reconciliation to facilitate this comparison between *governmental funds* and *governmental activities*.

BOONE COUNTY, MISSOURI

Management's Discussion And Analysis (*Continued*)

Boone County maintains numerous individual governmental funds according to their type (general, special revenue, debt service, and capital projects). Information is presented separately in the governmental fund balance sheet and in the governmental fund statement of revenues, expenditures, and changes in fund balances for funds that are considered to be a major fund; financial information for all nonmajor funds is summarized and presented in a single column. Individual fund data for each of the nonmajor governmental funds is provided in the form of combining statements in the combining and individual fund statements and schedules section of this report.

Fund financial statements for governmental funds are prepared using a modified accrual basis of accounting which differs from the full-accrual basis of accounting used to prepare the government-wide financial statements. Because of the resulting differences, a reconciliation of the fund financial statements to the government-wide financial statements is provided.

- ***Proprietary Funds.*** Proprietary funds offer short-term and long-term financial information about the various internal services which the County provides through a business-type operation, using a full accrual basis of accounting. The County does not operate enterprise activities, where the customers are primarily external to the County, such as a public utility. Rather, the County operates several internal service activities, where the customers are internal County departments, such as Facilities Maintenance and Housekeeping and self-insured employee benefits.
- ***Fiduciary Funds.*** Fiduciary funds are used to account for resources held for the benefit of individuals or entities outside of the government. Fiduciary funds are not reported in the government-wide financial statements because the resources of those funds are not available to support Boone County's operations and services. The accounting used for fiduciary funds is much like that used for proprietary funds.

Boone County maintains three different types of fiduciary funds. A *Pension trust fund* is used to report resources held in trust for retirees and beneficiaries covered by the *Boone County Matching Pension Plan*. *Private purpose trust funds* are used to report resources held in trust for maintenance and upkeep of private cemeteries and where Boone County has been appointed trustee. *Agency funds* reports resources held by Boone County in a custodial capacity for individuals, private organizations and other governments.

Notes to the Financial Statements

The notes provide additional information that is necessary to acquire a full understanding of the data provided in the government-wide and fund financial statements.

BOONE COUNTY, MISSOURI

Management's Discussion And Analysis (*Continued*)

Other Information

In addition to the basic financial statements and accompanying notes, this report also presents required supplementary information concerning Boone County's budgetary compliance and progress in funding its obligation to provide OPEB benefits to its employees.

Financial Analysis of the County as a Whole

As noted earlier, net assets over time may serve as a useful indicator of a government's financial position.

Net Assets

On a government-wide basis, the County's net assets were approximately \$123 million at fiscal year end, an increase of \$6.96 million over the previous year, as shown in the table below. This increase consists of \$4.8 million pertaining to a restatement of infrastructure capital assets and \$2.1 million resulting from operations. A discussion and analysis of the various factors resulting in this increase are presented in the following section.

**Boone County, Missouri
Schedule of Net Assets
As of December 31,**

	2011	2010
	Governmental	Governmental
	Activities	Activities
	<hr/>	<hr/>
Assets:		
Current and other assets	\$ 42,447,498	40,255,107
Capital assets, net	92,451,999	89,404,300
Total assets	<hr/> <u>134,899,497</u>	<hr/> <u>129,659,407</u>
Liabilities:		
Long-term debt outstanding	8,737,144	8,741,375
Other liabilities	3,048,540	4,759,781
Total liabilities	<hr/> <u>11,785,684</u>	<hr/> <u>13,501,156</u>
Net Assets:		
Invested in capital assets, net of related debt	87,096,999	83,464,300
Restricted	24,728,485	22,828,919
Unrestricted	11,288,329	9,865,032
Total net assets	<hr/> <u>\$ 123,113,813</u>	<hr/> <u>116,158,251</u>

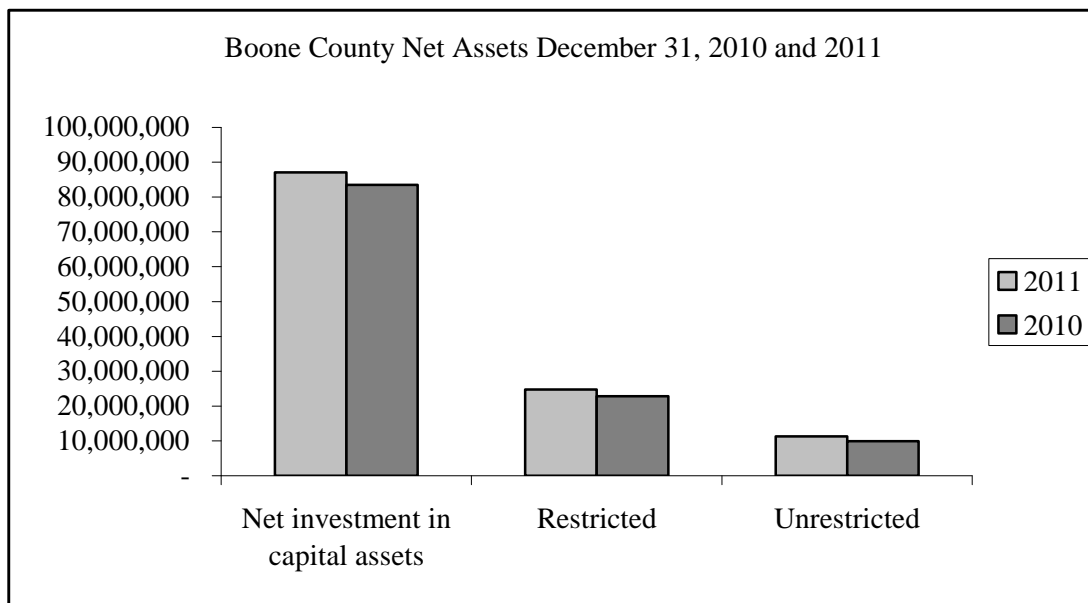
BOONE COUNTY, MISSOURI

Management's Discussion And Analysis (*Continued*)

By far, the largest portion of the County's net assets, or approximately 71%, reflects its investment of more than \$87 million in capital assets (i.e., land, buildings, machinery, equipment, vehicles, and infrastructure), less any related outstanding debt used to acquire these assets. Boone County uses these capital assets to provide a variety of services to its citizens. Accordingly, these assets are not available for future spending. Although Boone County's investment in capital assets is reported net of related debt, it should be noted that the resources needed to repay this debt must be provided from other sources since the capital assets themselves cannot be liquidated for the liabilities.

An additional portion of Boone County's total net assets represents resources that are subject to external restrictions on how they may be used; these restrictions total \$24.7 million, or 20%. The remaining net assets of \$11.2 million (9.2%) are unrestricted and may be used to meet the government's obligations to citizens and creditors.

The chart below shows the change in net asset components from the prior fiscal year.



BOONE COUNTY, MISSOURI

Management's Discussion And Analysis (*Continued*)

Governmental Activities

The schedule on the following page shows the revenues and expenses for the County's activities for the current fiscal year as compared to the previous fiscal year.

The County's total revenue on a government-wide basis was \$47.6 million, a decrease of \$481,000 over the previous fiscal year. The decrease is primarily due to FY 2010 reporting significant program revenue associated with sewer Neighborhood Improvement District (NID) projects; such program revenue declined FY 2011 due to declining NID activity. In addition, capital contribution revenue associated with donated infrastructure was reduced from the prior year. These decreases exceeded the increases in property tax and sales tax revenue, resulting in an overall decline in revenue.

Taxes (all sources combined) comprise approximately 68% of total revenue, with sales tax as the largest single source, accounting for more than 58% of all County revenue. Sales tax revenue is a primary source of operating revenue to the General Fund and the Road and Bridge Fund and it is the sole revenue source (other than investment income) to the Law Enforcement Services Fund. Actual sales tax revenue exceeded budget estimates, reflecting an annual growth rate of 5.04% compared to budgetary growth estimates of 0%.

Charges for services account for approximately 16% of total revenue; grants and other support account for approximately 10% of total revenue. The remaining 6% of County revenues are derived from hospital lease revenue, investment income, gains on sale of capital assets, and other revenue.

BOONE COUNTY, MISSOURIManagement's Discussion And Analysis (*Continued*)

**Boone County, Missouri
Schedule of Changes in Net Assets
For the Fiscal Years Ended December 31,**

	2011	2010
	Governmental	Governmental
	Activities	Activities
	<hr/>	<hr/>
Revenues:		
Program revenues:		
Charges for services	\$ 7,533,027	9,280,946
Operating grants and contributions	3,845,307	3,817,341
Capital grants and contributions	766,419	1,207,360
General revenues:		
Property taxes	4,420,751	4,170,985
Sales taxes	27,990,651	26,661,012
Franchise and other taxes	213,916	215,447
Investment income	392,522	194,400
Hospital lease revenue	2,203,198	2,178,028
Gain on sale of capital assets	452	19,525
Other	293,919	396,212
Total revenues	<hr/> 47,660,162 <hr/>	<hr/> 48,141,256 <hr/>
 Expenses:		
Policy and administration	7,341,766	8,119,470
Law enforcement and judicial	18,593,933	18,502,876
Environment, protective inspection, and infrastructure	17,605,235	18,884,566
Community health and public services	1,424,814	1,485,975
Economic vitality	54,000	55,000
Beautification and recreation	215,638	65,551
Interest and fiscal charges	286,980	325,338
Total expenses	<hr/> 45,522,366 <hr/>	<hr/> 47,438,776 <hr/>
 Change in net assets	2,137,796	702,480
Net assets, beginning of year, as originally stated	116,158,251	115,455,771
Prior period adjustment	4,817,766	—
Net assets, beginning of year, as restated	<hr/> 120,976,017 <hr/>	<hr/> 115,455,771 <hr/>
Net assets, end of year	<hr/> \$ 123,113,813 <hr/>	<hr/> 116,158,251 <hr/>

BOONE COUNTY, MISSOURI

Management's Discussion And Analysis (*Continued*)

The total cost of all programs and services was \$45.5 million, a decrease of approximately \$1.9 million over the previous year. This decrease is primarily attributable to reduced election costs and reduced infrastructure depreciation expense in FY 2011 compared to FY 2010.

The County's expenses cover a broad range of services typically provided by county government. Law Enforcement and Judicial accounts for 41% of total expenses while Environment, Protective Inspection, and Infrastructure (primarily road and bridge activities) accounts for 39% of total expense. General Government Operations accounts for 16% of total expenses. These areas also account for the largest burden on general tax revenues in the amount of \$14.6 million, \$14.5 million, and \$2.3 million, respectively.

As previously noted, governmental activities increased the County's net assets by approximately \$2.1 million compared to an increase of \$0.7 million the previous year. This change in net assets is attributable to the combination of favorable revenue variances and decreased expenses described above.

Financial Analysis of the County's Funds

As noted earlier, Boone County uses fund accounting to ensure and demonstrate compliance with finance-related legal requirements. As such, the focus of Boone County's governmental funds is significantly different than that of the government-wide financial statements. A discussion and analysis of the County's three types of fund financial statements (governmental funds, proprietary funds, and fiduciary funds) is presented below.

General Fund and Other Governmental Funds

The focus of Boone County's *governmental funds* is to provide information on the inflows, outflows, and balances of resources that are available for spending as well as to demonstrate compliance with statutory and other legal requirements. Such information is useful in assessing Boone County's financing requirements. As a result, the fund financial statements reflect a *current financial resources* focus rather than a focus on *total economic resources*, which is used in the government-wide financial statements.

In particular, unassigned fund balance may serve as a useful measure of a government's net resources available for discretionary use as it represents the portion of fund balance which has not been limited to use for a particular purpose by either an external party or by Boone County itself.

At the end of the fiscal year, Boone County's governmental funds reported combined fund balances of \$31.7 million, an increase of \$2.7 million in comparison with the prior year. Approximately 19% of this amount (\$6.03 million) constitutes *unassigned fund balance*, which is available for spending at the government's discretion. The remainder of the fund balance is either *nonspendable*, *restricted*, *committed*, or *assigned*.

BOONE COUNTY, MISSOURI

Management's Discussion And Analysis (*Continued*)

The General Fund is the primary operating fund of Boone County. At the end of the fiscal year, unassigned fund balance of the General Fund was \$6.03 million. Total fund balance increased by \$1.14 million for year to a total of \$9.09 million; this increase was the result of favorable sales tax revenue variances combined with favorable spending variances. Of this total fund balance, \$2.65 was appropriated in the following year's budget and is therefore classified as *assigned fund balance*. As a measure of the General Fund's liquidity, it may be useful to compare unassigned fund balance to total General Fund expenditures; unassigned fund balance represents approximately 26% of total General Fund expenditures.

The Road and Bridge Fund, a major fund, provides financing for roadway infrastructure maintenance activities, distributions to local cities and a special road district, as well as limited, small-scale road improvements. During the year, the total fund balance in the Road and Bridge Fund increased by approximately \$1.65 million, or 18%, to a fiscal year end total of \$10.74 million. The increase is primarily due to increasing sales tax revenues and favorable spending variances. The year-end fund balance consists of \$9,000 in *nonspendable fund balance* (pre-paid expenses) and \$10.731 million *restricted fund balance*, reflecting externally-imposed restrictions.

The fund balance in the Law Enforcement Services Fund, a major fund, increased by approximately \$155,000 or 10%. This increase is primarily due to favorable variances for sales tax revenue. Externally-imposed restrictions result in the entire fund balance being classified as *restricted fund balance*.

The Series 2008 General Obligation Bond-Sewer NID Fund is a major fund. The deferred revenue of approximately \$.94 million represents the future annual assessments to be billed, collected and used to retire the outstanding long-term debt issued in conjunction with one or more NID projects. The fund balance declined by less than \$5,000 during the year, a nominal amount. The ending fund balance of \$101,556 is classified as *restricted fund balance*.

Fund balances in the County's non major governmental funds, all combined, totaled \$10.13 million at year end, decreasing by approximately \$235,000, or 2%. The decrease is primarily due expenditures within the County's capital project funds: resources accumulated in prior fiscal periods for various capital projects was spent during the current fiscal year on the approved projects. Of the \$10.13 million total fund balance within the nonmajor governmental funds, more than \$8.5 million, or 84% is restricted.

Proprietary Funds

The County's proprietary funds provide the same type of information found in the government-wide financial statements, but in more detail.

BOONE COUNTY, MISSOURI

Management's Discussion And Analysis (*Continued*)

As previously noted, the County does not operate enterprise funds; however it does operate several internal service funds. At the end of the fiscal year, total unrestricted net assets of \$5.43 million for the County's various internal service funds were comprised of the following:

Fiduciary Funds

The County maintains a fiduciary fund for the assets of the pension trust fund for Boone County Matching Pension Plan for county employees. At the end of the current fiscal year, the net assets of the pension fund totaled approximately \$1.83 million, representing a decrease of approximately \$20,200, or 1%, in total net assets from the previous year. The decrease is due to investment losses and benefit disbursements exceeding employer contributions.

The County is trustee for three private-purpose trust funds. At the end of the current fiscal year, net assets of the trust funds totaled approximately \$115,000 representing a decrease of approximately \$1,163 in net assets from the previous year. The change is due to expenses exceeding investment income.

The County is the custodian of numerous agency funds. The most common use of agency funds is to account for pass-through activity associated with property tax collection and distribution; however, the County administers numerous agency funds for various other purposes such as pass-through criminal costs, inmate funds, and unclaimed fees. Since, by definition, all assets of the agency funds are held for the benefit of other entities (i.e., all assets represent liabilities to the fund), there are no net assets. At the end of the current fiscal year, the combined gross assets of the agency funds totaled over \$141 million.

BOONE COUNTY, MISSOURI

Management's Discussion And Analysis (*Continued*)

General Fund Budgetary Highlights

The final budget for the County's General Fund represents the original budget plus any supplemental appropriations approved during the year, combined with transfers of budgeted funds between departments and accounts. Prior year encumbrances are accounted for in designated accounts within each respective fund and are not added to the subsequent year's budget. Supplemental appropriations to the General Fund for the year totaled approximately \$300,200 and represent budgetary increases associated with various grants and contracts received during the year as well as increases to re-appropriate the unexpired balances of various grants where the grant year does not align with the County's fiscal year. As previously noted, actual sales tax revenue exceeded budgetary estimates, contributing to the overall favorable revenue variance of 5%. Actual spending was less than budgeted, representing 90% of budget. Appropriate adjustments, if needed, were implemented in the Fiscal Year 2012 budget process, depending on the causal factors of these variances. However, actual spending in the General Fund is consistently less than budget due to the unspent emergency appropriations and miscellaneous savings across a variety of departments and accounts.

Capital Assets and Debt Administration

Capital Assets

At the close of the fiscal year, the County's investment in a broad range of capital assets, including infrastructure assets (net of accumulated depreciation) exceeded \$92 million. This amount represents a net increase of approximately \$3.04 million or 3.4%, in comparison to the previous year and is the result of the prior period adjustment of \$4.82 million, net of retirements and depreciation in excess of additions of assets. Detailed information is provided in the schedule below.

	2011	2010
	Governmental	Governmental
	Activities	Activities
	<hr/>	<hr/>
Land	\$ 6,697,393	6,697,393
Land - Infrastructure	10,639,254	10,423,277
Construction in progress	20,184	3,636,385
Construction in progress - Intangibles	203,039	163,002
Construction in progress - Infrastructure	901,533	1,871,332
Works of art	131,228	126,228
Buildings and improvements	40,193,624	36,295,029
Vehicles and equipment	4,701,612	4,600,339
Office furniture and equipment	373,870	437,760
Infrastructure	28,590,262	25,153,555
	<hr/>	<hr/>
Total capital assets	\$ 92,451,999	89,404,300
	<hr/> <hr/>	<hr/> <hr/>

BOONE COUNTY, MISSOURI

Management's Discussion And Analysis (*Continued*)

For government-wide financial presentation, all depreciable capital assets were depreciated from acquisition date to the end of the current fiscal year. Fund financial statements, however, reflect capital asset purchases as expenditures and ignore depreciation. Depreciation expense of \$4.9 million was recognized in the government-wide financial statements for fiscal year 2011; this compares to \$5.9 million for the previous year.

Capital asset additions in the current year totaled approximately \$3.8 million. Capital asset retirements and disposals in the current year totaled approximately \$732,000 (net of accumulated depreciation) and consisted primarily of vehicles, office furniture, equipment, and infrastructure.

Additional information on Boone County's capital assets can be found in Note 7 on page 50 of this report.

Long-term Debt

The schedule below summarizes the changes in net outstanding debt. As previously noted, the County does not report business type activities; accordingly, all debt is attributable to governmental activities.

Boone County, Missouri
Schedule of Changes in Net Outstanding Debt
December 31,

	Fiscal Year	Fiscal Year
	2011	2010
Governmental Activities		
General Obligation bonds payable	\$ 1,968,336	1,530,075
Special Obligation bonds payable	5,355,000	5,940,000
Unamortized premiums	42,696	43,798
Accrued compensated absences	1,128,998	1,051,125
Other post-employment benefits	242,114	176,377
Total	\$ <u>8,737,144</u>	<u>8,741,375</u>

At the end of the current fiscal year, the County had long-term liabilities for governmental activities in the amount of \$8.7 million, which was largely unchanged from the previous year. Of this amount, \$5.4 million, or 61%, are special obligation bonds being retired through a combination of general fund and special revenue fund appropriations. Approximately \$1.97 million, or 23%, are general obligation bonds issued for the Neighborhood Improvement District program and are being retired through special assessments. Accrued compensated absences liability accounts for 13% of total long-term debt at \$1.13 million. Additional information on Boone County's long-term debt can be found in Note 8 on page 51 of this report.

BOONE COUNTY, MISSOURI

Management's Discussion And Analysis (*Continued*)

Economic Outlook

The unemployment rate for Boone County remains significantly lower than the state and national averages, although the rate has increased as a result of the economic recession. Local population growth is stable and continues at a pace faster than the state as a whole. Assessed valuation reflects relatively flat growth; however, the property tax revenue is a very small percentage of the County's overall revenues.

Local sales tax is the single most important revenue source to the County and its growth rate declined significantly in 2007, becoming negative in 2008 (-1.36%) and again in 2009 (-2.76%). The 2008 negative annual growth rate was the first-ever negative sales tax growth rate for Boone County. Sales tax revenues grew at 3.9% in 2010 and at 5.04% for 2011, resulting in overall sales tax levels at the end of 2011 approximately 5% more than they were in 2007. Sales tax revenue is inherently volatile, responding very quickly to changing economic conditions, particularly consumer spending. Given the significance of this revenue source, Boone County is at risk in the event of sudden and significant decline; however, current trends suggest modest growth is likely to continue.

These trends combined with low investment income and lagging state reimbursement revenues will present continuing budget challenges in the foreseeable future.

Requests for Information

This financial report is designed to provide a general overview of the finances of Boone County, Missouri, for all those with an interest in the government's finances. Questions concerning any of the information provided in this report or requests for additional financial information should be directed to the office of Boone County Auditor, Roger B. Wilson Government Center, 801 E. Walnut, Room 304, Columbia, MO 65201.

Basic Financial Statements

BOONE COUNTY, MISSOURI

STATEMENT OF NET ASSETS December 31, 2011

	Primary Government Governmental Activities	Component Unit Boone Hospital Board of Trustees
ASSETS		
Cash and cash equivalents	\$ 10,755,854	11,803,494
Investments	19,543,094	76,924,834
Accrued interest	37,053	267,054
Accounts receivable	479,768	6,002,274
Commissions receivable	332,021	—
Property taxes receivable, net	685,344	—
Assessments receivable	1,900,342	—
Sales taxes receivable	5,012,821	—
Due from other governments	550,678	—
Advance to external parties	25,267	—
Deferred charges	183,293	77,257
Prepaid items	25,515	21,439
Restricted assets:		
Cash and cash equivalents	2,707,963	76,199
Investments	208,485	11,759,466
Capital assets, net:		
Nondepreciable	18,592,631	392,315
Depreciable	73,859,368	167,638,688
Total assets	<u>134,899,497</u>	<u>274,963,020</u>
LIABILITIES		
Accounts payable	1,730,462	2,105,457
Wages payable	587,873	—
Accrued liabilities	74,407	58,340
Due to other governments	247	—
Due to others	42,777	—
Estimated liability for claims incurred but not paid	446,185	—
Unearned revenue	38,472	—
Interest payable	128,117	2,491,659
Long-term liabilities:		
Due within one year	3,182,166	4,015,000
Due within more than one year	5,554,978	108,980,000
Total liabilities	<u>11,785,684</u>	<u>117,650,456</u>
NET ASSETS		
Invested in capital assets, net of related debt	87,096,999	55,036,003
Restricted for:		
Debt service	4,867,586	11,127,715
Capital projects	1,852,844	—
Roads and bridge infrastructure	10,770,564	—
Law enforcement services	1,641,578	—
Other statutory restrictions	5,595,913	—
Expendable donor restrictions	—	1,671,756
Nonexpendable donor restrictions	—	707,950
Unrestricted	11,288,329	88,769,140
Total net assets	<u>\$ 123,113,813</u>	<u>157,312,564</u>

BOONE COUNTY, MISSOURI

**STATEMENT OF ACTIVITIES
For The Year Ended December 31, 2011**

Function/Programs	Expenses	Program Revenues			Net (Expense) Revenue and Changes in Net Assets	
		Charges for Services	Operating Grants and Contributions	Capital Grants and Contributions	Primary Government Governmental Activities	Component Unit Boone Hospital Board of Trustees
PRIMARY GOVERNMENT						
GOVERNMENTAL ACTIVITIES:						
General Government Operations	\$ 7,341,766	4,632,770	369,541	—	(2,339,455)	—
Law enforcement and judicial	18,593,933	1,819,092	2,070,814	71,597	(14,632,430)	—
Environment, protective inspection and infrastructure	17,605,235	970,925	1,397,492	694,822	(14,541,996)	—
Community health and public services	1,424,814	110,240	7,460	—	(1,307,114)	—
Economic vitality	54,000	—	—	—	(54,000)	—
Beautification and recreation	215,638	—	—	—	(215,638)	—
Interest and fiscal charges	286,980	—	—	—	(286,980)	—
Total primary government	<u>45,522,366</u>	<u>7,533,027</u>	<u>3,845,307</u>	<u>766,419</u>	<u>(33,377,613)</u>	<u>—</u>
COMPONENT UNIT:						
Boone Hospital Board of Trustees	\$ <u>11,090,423</u>	<u>16,766,116</u>	<u>657,151</u>	<u>—</u>		<u>6,332,844</u>
GENERAL REVENUES:						
Property taxes				\$ 4,420,751		80,839
Sales taxes				27,990,651		—
Franchise and other taxes				213,916		—
Investment revenue				392,522		1,976,683
Hospital lease revenue				2,203,198		—
Gain on sale of capital assets				452		—
Miscellaneous (including insurance proceeds)				293,919		3,310
Total general revenues				<u>35,515,409</u>		<u>2,060,832</u>
Change in net assets				2,137,796		8,393,676
NET ASSETS - beginning of year, as originally stated				116,158,251		148,918,888
Prior period adjustment				4,817,766		—
NET ASSETS - beginning of year, as restated				<u>120,976,017</u>		<u>148,918,888</u>
NET ASSETS - end of year				\$ <u>123,113,813</u>		<u>157,312,564</u>

BOONE COUNTY, MISSOURI

BALANCE SHEET - GOVERNMENTAL FUNDS

December 31, 2011

	Major Funds					Total Governmental Funds
	General Fund	Road and Bridge Fund	Law Enforcement Services Fund	Series 2008 GO Bond Sewer NID	Nonmajor Governmental Funds	
ASSETS						
Cash and cash equivalents	\$ 6,363,562	3,425,584	—	41,607	925,101	10,755,854
Investments	213,391	5,405,573	1,161,782	42,740	6,728,801	13,552,287
Accrued interest	18,534	6,868	890	28	6,204	32,524
Accounts receivable	199,420	147,617	—	—	127,098	474,135
Commissions receivable	138,346	1,147	—	—	192,528	332,021
Property taxes receivable	506,617	209,767	—	—	—	716,384
Assessments receivable	—	—	—	954,352	945,990	1,900,342
Sales taxes receivable	2,229,265	2,226,658	554,953	—	1,945	5,012,821
Loans receivable from other funds	69,999	—	—	—	—	69,999
Due from other funds	21,734	—	—	—	177	21,911
Due from other governments	248,632	204,953	—	—	93,368	546,953
Advance to other funds	84,269	—	—	—	—	84,269
Prepaid items	13,189	8,907	—	—	3,419	25,515
Restricted assets:						
Cash and cash equivalents	330,579	—	—	—	2,377,384	2,707,963
Total assets	\$ 10,437,537	11,637,074	1,717,625	1,038,727	11,402,015	36,232,978
LIABILITIES AND FUND BALANCES						
Liabilities:						
Accounts payable	\$ 740,202	738,470	28,405	—	151,005	1,658,082
Wages payable	391,239	108,196	43,809	—	29,130	572,374
Accrued liabilities	57,047	9,542	3,833	—	2,553	72,975
Due to other funds	177	—	—	—	21,734	21,911
Due to other governments	177	—	—	—	70	247
Due to others	36,418	1,500	—	—	1,134	39,052
Advance from other funds	—	—	—	—	59,002	59,002
Deferred revenue	118,174	39,250	—	937,171	934,291	2,028,886
Loans payable to other funds	—	—	—	—	69,999	69,999
Total liabilities	1,343,434	896,958	76,047	937,171	1,268,918	4,522,528
Fund balances:						
Nonspendable	13,189	8,907	—	—	3,419	25,515
Restricted	400,578	10,731,209	1,641,578	101,556	8,547,373	21,422,294
Committed	—	—	—	—	1,356,472	1,356,472
Assigned	2,653,339	—	—	—	239,244	2,892,583
Unassigned	6,026,997	—	—	—	(13,411)	6,013,586
Total fund balances	9,094,103	10,740,116	1,641,578	101,556	10,133,097	31,710,450
Total liabilities and fund balances	\$ 10,437,537	11,637,074	1,717,625	1,038,727	11,402,015	36,232,978

BOONE COUNTY, MISSOURI

**RECONCILIATION OF THE BALANCE SHEET OF GOVERNMENTAL
FUNDS TO THE STATEMENT OF NET ASSETS
December 31, 2011**

Total fund balance - total governmental funds \$ 31,710,450

Amounts reported for governmental activities in the statement of net assets are different because:

Capital assets used in governmental activities (excluding internal service fund capital assets) are not financial resources and, therefore, are not reported in the fund financial statements. 92,427,023

Some of the County's property taxes and special assessments will be collected after the 60-day availability period and are deferred in the fund financial statements. However, revenue for this amount is recognized in the government-wide financial statements, net of allowance for uncollectible amounts. 1,961,611

Internal service funds are used by management to charge the cost of building and custodial maintenance and self-insurance to the individual governmental funds, generally on a cost-reimbursement basis. The assets and liabilities of the internal service funds are included in governmental activities in the statement of net assets. 5,434,210

Long-term liabilities applicable to the County's governmental activities (excluding internal service fund accrued compensated absences) are not due and payable in the current period and, accordingly, are not reported as liabilities within the fund financial statements. Interest on long-term debt is not accrued in governmental funds, but rather is recognized as an expenditure when due. All liabilities - both current and long-term - are reported on the government-wide statement of net assets. Discounts, premiums, bond issuance costs are reported in the governmental fund financial statements when the debt was issued, whereas these amounts are deferred and amortized over the life of the debt as an adjustment to interest expense on the government-wide financial statements.

Balances as of December 31, 2011 are:

Accrued interest on long-term debt	(128,117)
Bonds payable	(7,323,336)
Unamortized premiums	(42,696)
Unamortized bond issuance costs	183,293
Accrued compensated absences	<u>(1,108,625)</u>

Total net assets - governmental activities - statement of net assets \$ 123,113,813

BOONE COUNTY, MISSOURI

**STATEMENT OF REVENUES, EXPENDITURES AND
CHANGES IN FUND BALANCES
GOVERNMENTAL FUNDS**

For The Year Ended December 31, 2011

	Major Funds				Nonmajor Governmental Funds	Total Governmental Funds
	General Fund	Road And Bridge Fund	Law Enforcement Services Fund	Series 2008 GO Bond Sewer NID DNR		
REVENUES						
Property taxes	\$ 3,131,488	1,293,422	—	—	—	4,424,910
Assessments	—	—	—	68,391	275,087	343,478
Sales taxes	12,162,398	12,524,018	3,035,421	—	268,814	27,990,651
Other taxes	141,583	—	—	—	—	141,583
Licenses and permits	369,537	10,742	—	—	75,989	456,268
Intergovernmental	2,030,178	1,334,926	8,110	—	768,201	4,141,415
Charges for services	3,481,018	252,854	—	—	1,771,017	5,504,889
Fines and forfeitures	12,597	—	—	—	31,361	43,958
Investment income	213,118	61,967	8,033	320	66,192	349,630
Interfund services provided	554,288	31,376	—	—	—	585,664
Miscellaneous:						
Hospital lease revenue	1,703,198	—	—	—	500,000	2,203,198
Contributions	—	—	—	—	6,950	6,950
Other	248,726	3,700	—	—	77,284	329,710
Total revenues	24,048,129	15,513,005	3,051,564	68,711	3,840,895	46,522,304
EXPENDITURES						
Current:						
General government operations	5,603,684	—	—	—	1,192,054	6,795,738
Law enforcement and judicial	14,071,644	—	2,582,678	—	842,369	17,496,691
Environment, protective inspection, and infrastructure	776,560	12,860,360	—	—	178,955	13,815,875
Community health and public services	1,337,639	—	—	—	38,825	1,376,464
Economic vitality	54,000	—	—	—	—	54,000
Beautification and recreation	48,576	—	—	—	167,062	215,638
Interfund services used	31,376	350,000	—	—	204,288	585,664
Capital outlay	382,746	655,471	338,476	—	1,752,567	3,129,260
Debt service:						
Principal retirement	460,000	—	—	48,800	194,807	703,607
Interest and fiscal charges	106,865	—	—	24,056	161,958	292,879
Total expenditures	22,873,090	13,865,831	2,921,154	72,856	4,732,885	44,465,816
REVENUES OVER (UNDER) EXPENDITURES	1,175,039	1,647,174	130,410	(4,145)	(891,990)	2,056,488
OTHER FINANCING SOURCES (USES)						
Transfers in	100,212	—	—	60	370,259	470,531
Transfers out	(195,452)	—	—	—	(275,079)	(470,531)
Issuance of General Obligation Bonds, including premium	—	—	—	—	562,132	562,132
Insurance proceeds	11,281	—	—	—	—	11,281
Sale of capital assets	51,646	6,939	25,042	—	—	83,627
Total other financing sources (uses)	(32,313)	6,939	25,042	60	657,312	657,040
NET CHANGE IN FUND BALANCES	1,142,726	1,654,113	155,452	(4,085)	(234,678)	2,713,528
FUND BALANCES, beginning of year	7,951,377	9,086,003	1,486,126	105,641	10,367,775	28,996,922
FUND BALANCES, end of year	\$ 9,094,103	10,740,116	1,641,578	101,556	10,133,097	31,710,450

BOONE COUNTY, MISSOURI

RECONCILIATION OF THE STATEMENT OF REVENUES, EXPENDITURES AND CHANGES IN FUND BALANCES TO THE STATEMENT OF ACTIVITIES For The Year Ended December 31, 2011

Net change in fund balances - governmental funds - statement of revenues, expenditures, and changes in fund balances	\$ 2,713,528
Amounts reported for governmental activities in the statement of net assets are different because:	
Governmental funds report capital outlays as expenditures. However, in the statement of activities, the cost of those assets that meet the capitalization threshold is allocated over their estimated useful lives and recorded as depreciation expense. This is the amount by which such capital outlays (\$3,129,521) were less than depreciation expense (\$4,858,846) in the current period.	(1,729,325)
The net effect of various miscellaneous transactions involving capital assets (i.e., sales, trade-ins, contributed capital assets) is to increase net assets.	(38,090)
Revenues in the statement of activities (net of allowance for uncollectible amounts) that do not provide current financial resources are not reported as revenues in the fund financial statements. This amount represents the extent to which revenues not providing current financial resources in the current fiscal year exceeded revenues not providing current financial resources in the prior fiscal year (which are recognized in the fund financial statements in the current year).	559,767
Internal service funds are used by management to charge the cost of building and custodial maintenance and self-insurance to the individual governmental funds. The net income of internal service funds attributable to governmental activities is reported on the statement of activities.	550,934
Bond proceeds are reported as financing sources in governmental funds financial statements and thus increase fund balance. In the statement of net assets, however, issuing debt increases long-term liabilities and does not affect the statement of activities. Similarly, governmental funds report repayment of principal on bonds payable and capital leases as an expenditure. However, repayment of principal is not recognized as an expense in the statement of activities; instead, it reduces the liability in the statement of net assets.	
Debt issued during the current year: Special and general obligation bonds payable	\$ (562,132)
Annual principal payments on bonds payable and capital leases	<u>703,607</u>
	141,475
Under the modified accrual basis of accounting used in the governmental funds financial statements, expenditures are not recognized for transactions that are not normally paid with expendable available financial resources. In the statement of activities, however, which is presented on the accrual basis of accounting, expenses and liabilities are reported regardless of when financial resources are available. In addition, interest on long-term debt is not recognized under the modified accrual basis of accounting until due, rather than as it accrues.	
This adjustment combines the net changes of the following:	
Accrued compensated absences	(77,939)
Accrued interest on bonds	(467)
Premiums on debt issuances, net of amortization	6,366
Deferred bond issuance costs, net of amortization	<u>11,547</u>
	<u>(60,493)</u>
Change in net assets - governmental activities - statement of activities	\$ <u><u>2,137,796</u></u>

BOONE COUNTY, MISSOURI

STATEMENT OF NET ASSETS - PROPRIETARY FUNDS
December 31, 2011

	<u>Governmental Activities - Internal Service Funds</u>
ASSETS	
Current assets:	
Investments	\$ 5,990,807
Accrued interest	4,529
Accounts receivable	5,633
Restricted investments	208,485
Total current assets	<u>6,209,454</u>
Noncurrent assets:	
Capital assets, net	24,976
Total noncurrent assets	<u>24,976</u>
 Total assets	 <u>6,234,430</u>
LIABILITIES	
Current liabilities:	
Accounts payable	72,380
Wages payable	15,499
Compensated absences	20,373
Accrued liabilities	1,432
Estimated liability for claims incurred but not paid	446,185
Deferred revenue	2,237
Total current liabilities	<u>558,106</u>
Long-term liabilities:	
Other post-employment benefit	242,114
 Total liabilities	 <u>800,220</u>
NET ASSETS	
Invested in capital assets	24,976
Restricted for workers' compensation expenses	208,485
Unrestricted	5,200,749
 Total net assets	 \$ <u><u>5,434,210</u></u>

BOONE COUNTY, MISSOURI

**STATEMENT OF REVENUES, EXPENSES AND
CHANGES IN FUND NET ASSETS -
PROPRIETARY FUNDS**

For The Year Ended December 31, 2011

	Governmental Activities - Internal Service Funds
OPERATING REVENUES	
Intergovernmental	\$ 2,247
Charges for services	4,628,796
Miscellaneous	29,929
Total operating revenues	<u>4,660,972</u>
OPERATING EXPENSES	
Salaries and employee benefits	544,098
Supplies, services, and other charges	685,935
Claims expense	2,431,409
Professional services	52,117
Administrative fees	377,924
Other post-employment benefit expense	65,737
Depreciation	3,600
Total operating expenses	<u>4,160,820</u>
Operating income	<u>500,152</u>
NONOPERATING REVENUES (EXPENSES)	
Investment income	42,892
Gain on sale of capital assets	6,942
Capital assets reassigned	(1,002)
Total nonoperating revenues (expenses)	<u>48,832</u>
Income before contributions and transfers	548,984
Contributed capital	1,950
Transfers in	45,000
Transfers out	<u>(45,000)</u>
Change in net assets	550,934
Net assets, beginning of year	4,883,276
Net assets, end of year	<u>\$ 5,434,210</u>

BOONE COUNTY, MISSOURI

STATEMENT OF CASH FLOWS - PROPRIETARY FUNDS For The Year Ended December 31, 2011

	Governmental Activities - Internal Service Funds
CASH FLOWS FROM OPERATING ACTIVITIES	
Receipts from customers	\$ 4,663,847
Payments to employees	(544,489)
Payments to suppliers for goods and services	(3,653,147)
Net cash provided by operating activities	<u>466,211</u>
CASH FLOWS PROVIDED BY CAPITAL AND RELATED FINANCING ACTIVITIES	
Proceeds from sales or trade-ins	<u>6,942</u>
CASH FLOWS FROM INVESTING ACTIVITIES	
Proceeds from sales and maturities of investments	4,713,054
Purchase of investments	(5,247,051)
Interest received	60,844
Net cash used in investing activities	<u>(473,153)</u>
Net increase in cash and cash equivalents	—
Cash and cash equivalents, beginning of year	—
Cash and cash equivalents, end of year	<u>\$ —</u>
Reconciliation of operating income (loss) to net cash provided by operating activities:	
Operating income	\$ 500,152
Depreciation	3,600
Change in assets and liabilities:	
Decrease in receivables	638
Decrease in deferred revenue	2,237
Decrease in accounts payable and estimated liability for claims incurred but not paid	(105,528)
Decrease in wages payable	(325)
Decrease in accrued liabilities	(234)
Decrease in compensated absences	(66)
Increase in other post-employment benefit	65,737
Net cash provided by operating activities	<u>\$ 466,211</u>
Noncash investing, capital and financing activities:	
Net appreciation (depreciation) in value of investments reported at fair value (not classified as cash equivalents)	\$ 34,219
Contributed capital	1,950
Capital assets reassigned	(1,002)
Net noncash investing, capital and financing activities	<u>\$ 35,167</u>

BOONE COUNTY, MISSOURI

**STATEMENT OF FIDUCIARY NET ASSETS
FIDUCIARY FUNDS
December 31, 2011**

	<u>Pension Trust Fund</u>	<u>Private-Purpose Trust Funds</u>	<u>Agency Funds</u>
ASSETS			
Cash and cash equivalents	\$ —	—	106,599,830
Investments:			
U.S. Government and agency securities	—	115,362	14,577,940
Money market mutual funds	1,829,261	—	—
Accrued interest	—	83	32,465
Accounts receivable	—	—	26,736
Property taxes receivable	—	—	19,549,360
Due from others	—	—	330,219
Total assets	<u>1,829,261</u>	<u>115,445</u>	<u>141,116,550</u>
LIABILITIES			
Accounts payable	—	—	83,904
Due to other political subdivisions	—	—	141,007,379
Advance from other funds	—	—	25,267
Total liabilities	<u>—</u>	<u>—</u>	<u>141,116,550</u>
NET ASSETS			
Held in trust for pension benefits and other purposes	<u>1,829,261</u>	<u>115,445</u>	<u>—</u>
Total net assets	<u>\$ 1,829,261</u>	<u>115,445</u>	<u>—</u>

BOONE COUNTY, MISSOURI

**STATEMENT OF CHANGES IN FIDUCIARY NET ASSETS
FIDUCIARY FUNDS
For The Year Ended December 31, 2011**

	<u>Pension Trust Fund</u>	<u>Private-Purpose Trust Funds</u>
ADDITIONS		
Contributions - employer	\$ 105,521	—
Investment income	(48,736)	788
Total additions	<u>56,785</u>	<u>788</u>
DEDUCTIONS		
Benefits	76,984	—
Scholarships	—	201
Supplies, services and other charges	—	1,750
Total deductions	<u>76,984</u>	<u>1,951</u>
Change in net assets	(20,199)	(1,163)
NET ASSETS, beginning of year	<u>1,849,460</u>	<u>116,608</u>
NET ASSETS, end of year	<u>\$ 1,829,261</u>	<u>115,445</u>

BOONE COUNTY, MISSOURI

NOTES TO BASIC FINANCIAL STATEMENTS

December 31, 2011

(1) Summary Of Significant Accounting Policies

Boone County, Missouri (the County) is a first-class County, effective January 1, 1991, governed by a County commission comprised of a northern district commissioner, southern district commissioner, and presiding commissioner. Elected officials are responsible for the operations of certain County offices, including the assessor, collector, treasurer, clerk, auditor, sheriff, public administrator, prosecuting attorney and recorder offices, and the circuit court with its various divisions.

The accounting policies and financial reporting practices of the County conform to U.S. generally accepted accounting principles (GAAP) applicable to governmental entities. The following is a summary of the more significant policies:

(a) *Reporting Entity*

The County's financial reporting entity has been determined in accordance with governmental standards for defining the reporting entity and identifying entities to be included in its basic financial statements. These standards identify the County's financial accountability for potential component units as the primary, but not only, criteria for inclusion. The County is financially accountable if it appoints a voting majority of a potential component unit governing body and is able to impose its will on that potential component unit, or there is a potential for the potential component unit to provide specific financial benefits to or impose specific financial burdens on the County. The County's financial reporting entity consists of Boone County, Missouri (the primary government) and its component unit.

Component Unit

The County has no blended component units. The component unit column in the government-wide financial statements presents the financial data of the County's discretely presented component unit discussed below.

The Board of Trustees of Boone Hospital Center (the Board of Trustees) is a five-member elected board operating under the provisions of Revised Missouri Statute 205.160, et seq. The Board of Trustees is charged with the operation of County hospital facilities in the County. These facilities provide acute health care services to Boone County under the name of Boone Hospital Center. The Board of Trustees is reported as a component unit of the County because the County must approve the issuance of bonded debt by the Board of Trustees, and therefore the County is considered to be financially accountable for the Board of Trustees.

BOONE COUNTY, MISSOURI

Notes To Basic Financial Statements (*Continued*)

Component units of the Board of Trustees include Boone Hospital Foundation and the Walter Johnson Palliative Care Foundation. The purpose of the Boone Hospital Foundation is to provide support and provision of care to, and in respect to, patients at Boone Hospital Center and its facilities. The purpose of the Walter Johnson Palliative Care Foundation is to provide support and provision of palliative care to patients and their families at Boone Hospital Center and its facilities.

Effective September 1, 1988, the Board of Trustees and the County entered into a lease agreement with CH Allied Services, Inc. (CHAS), a Missouri not-for-profit corporation, to lease the facilities and operate the services of Boone Hospital Center. The lease was amended and restated effective January 1, 2001. The Board of Trustees serves as lessor and shares in certain Hospital management responsibilities pursuant to the lease agreement. The lease agreement is explained in Note 9.

Complete financial statements for the discretely presented component unit can be obtained from its administrative office as follows:

Boone Hospital Center
1600 E. Broadway
Columbia, Missouri 65201

Related Organizations

The County Commissioners also are responsible for appointing the members of Boone County Group Homes and Family Support, the Board of Trustees of the Boone County Regional Sewer District, the Industrial Development Authority, the Boone County Library Board, and the Boone County Mental Health Board of Trustees. The County's accountability for these organizations does not extend beyond making the appointments. Thus, these organizations are not component units of the County, and accordingly, no financial data for these organizations are included in the County's basic financial statements.

(b) *Government-Wide And Fund Financial Statements*

The government-wide financial statements (i.e., the statement of net assets and the statement of activities) report information on all of the nonfiduciary activities of the County and its component unit. The effect of interfund activity has been removed from these statements. The County's nonfiduciary activities consist entirely of governmental activities, which normally are supported by taxes and intergovernmental revenues. The County has no business-type activities that rely to a significant extent on charges for services from external parties. Additionally, the County is reported separately from the legally separate component unit for which the County is financially accountable.

BOONE COUNTY, MISSOURI

Notes To Basic Financial Statements (*Continued*)

The statement of activities demonstrates the degree to which the direct expenses of a given function or segment is offset by program revenues. Direct expenses are those that are clearly identifiable with a specific function. Program revenues include (1) charges for services to customers or applicants who purchase, use, or directly benefit from goods, services, or privileges provided by a given function and (2) grants and contributions that are restricted to meeting the operational or capital requirements of a particular function. Taxes, unrestricted interest earnings, gains, and other miscellaneous revenues not properly included among program revenues are reported instead as general revenues.

Following the government-wide financial statements are separate financial statements for governmental funds, proprietary funds, and fiduciary funds. Fiduciary activities are excluded from the government-wide financial statements. Major individual governmental funds are reported as separate columns in the fund financial statements. All other governmental funds are reported in one column labeled "Nonmajor Governmental Funds." The total fund balances for all governmental funds is reconciled to total net assets for governmental activities as shown on the statement of net assets. The net change in fund balance for all governmental funds is reconciled to the total change in net assets as shown on the statement of activities in the government-wide statements. Additionally, the County has ten internal service funds (governmental activities): self-insured health plan, self-insured dental plan, self-insured workers' compensation, self-insured worker's compensation loss control, facilities and grounds, building and grounds capital repair and replacement fund, utilities fund, family health center capital repair and replacement, and health department capital repair and replacement. All internal service fund activity is combined into a single column on the proprietary fund statements since major fund reporting requirements do not apply to internal service funds.

The fund financial statements of the County are organized on the basis of funds, each of which is considered a separate accounting entity with self-balancing accounts that comprise its assets, liabilities, fund balances/net assets, revenues and expenditures, or expenses. Governmental resources are allocated to and accounted for in individual funds based upon the purposes for which they are to be spent and the means by which spending activities are controlled. The following funds are reported by the County:

Governmental Funds

Governmental funds are those through which most governmental functions are financed. The acquisition, uses, and balances of the County's expendable financial resources and the related liabilities (except those accounted for in proprietary funds) are accounted for through governmental funds. The measurement focus is upon determination of and changes in financial position rather than upon net income.

BOONE COUNTY, MISSOURI

Notes To Basic Financial Statements (*Continued*)

The following are the County's governmental major funds:

General Fund - The general fund is the general operating fund of the County. All general tax revenues and other receipts not allocated by law or contractual agreement to another fund are accounted for in this fund. This fund provides for general operating expenditures, fixed charges, and the capital improvement costs not paid through other funds.

Road And Bridge Fund - The road and bridge fund is a special revenue fund used to account for the operations of the public works department. Financing is primarily provided by a one-half cent sales tax, revenue from the State of Missouri, and property taxes.

Law Enforcement Services Fund - The law enforcement services fund is a special revenue fund financed by a one-eighth cent sales tax for law enforcement and judicial activities.

Series 2008 Neighborhood Improvement District Bond Fund - Sewer - The Series 2008 neighborhood improvement district bond fund - sewer is a debt service fund that accumulates moneys for the payment of the principal and interest on the \$1,700,000 general obligation neighborhood improvement bonds issued in 2008. Financing is obtained through fees paid by property owners within the neighborhood improvement district. Principal payments are required annually and interest payments are required semi-annually until 2028. The fees in excess of actual requirements are legally restricted to servicing this debt.

The other governmental funds of the County are considered nonmajor and are reported as nonmajor governmental funds within these financial statements. Nonmajor governmental funds include special revenue funds that account for the proceeds of specific revenue sources that are legally restricted, or restricted through local policy, to expenditures for specific purposes; debt service funds that account for the accumulation of resources for, and repayment of, general obligation long-term debt principal, interest, and related costs; and capital projects funds that account for financial resources used for the acquisition or construction of major capital facilities.

Proprietary Funds

Proprietary funds are used to account for activities that are similar to those found in the private sector. The measurement focus is on the determination of net income and capital maintenance.

BOONE COUNTY, MISSOURI

Notes To Basic Financial Statements (*Continued*)

The following are the County's proprietary funds:

Internal Service Funds - Internal service funds are used to account for the financing of goods or services provided by one department or agency to other departments or agencies of a government, or to other governments, on a cost-reimbursement basis. The following internal service funds have been established: self-insured health plan fund, self-insured dental plan fund, self-insured workers' compensation fund, self-insured worker's compensation loss control fund, facilities and grounds fund, building and grounds capital repair and replacement fund, utilities fund, family health center capital repair and replacement fund, health department capital repair and replacement fund, and public works repair and replacement fund. The self-insured health plan fund accounts for operations of the self-insured health plan for County employees. The self-insured dental plan fund accounts for operations of the self-insured dental plan for County employees. The self-insured workers' compensation funds account for operations of the self-insured workers' compensation plan for County employees. The facilities and grounds fund accounts for the operations of the facilities maintenance and housekeeping departments. The buildings and grounds capital repair and replacement fund provides for the accumulation of resources to be used for major repairs and replacements for County-owned buildings. The utilities fund accounts for building utilities for the Government Center, the Johnson Building, the Courthouse, the County-owned space in the Centralia Clinic, and the building located at 607 East Ash. The Family Health Center Capital Repair and Replacement Fund and the Health Department Capital Repair and Replacement Fund account for the accumulation of resources to be used for major repairs to the health facility. The public works capital repair and replacement fund accounts for the accumulation of resources to be used for major repairs to the County's road and bridge maintenance operations facility.

In the government-wide and proprietary fund financial statements, the County applies all applicable Governmental Accounting Standards Board (GASB) pronouncements, as well as the following private-sector pronouncements issued on or before November 30, 1989, unless these pronouncements conflict with or contradict GASB pronouncements: Financial Accounting Standards Board (FASB) Statements and Interpretations, Accounting Principles Board (APB) Opinions, and Accounting Research Bulletins (ARBs) of the Committee on Accounting Procedure. The discretely presented component unit has elected to apply the provisions of all relevant pronouncements of the FASB, including those issued after November 30, 1989, that do not conflict with or contradict GASB pronouncements.

Fiduciary Funds

Fiduciary funds are used to account for assets held by the County in a trustee capacity or as an agent for individuals, private organizations, or other governmental units.

BOONE COUNTY, MISSOURI

Notes To Basic Financial Statements (*Continued*)

The following are the County's fiduciary funds:

Pension Trust Fund - The pension trust fund accounts for the plan net assets of the Boone County Matching Pension Plan, a defined contribution plan under Internal Revenue Code (IRC) Section 401(a). The pension trust fund is accounted for and reported similar to a proprietary fund.

Private Purpose Trust Funds - The private-purpose trust funds are used to account for all other trust arrangements under which principal and income benefit individuals, private organizations, or other governments. Private-purpose trust funds are accounted for and reported similar to a proprietary fund. Three private-purpose trust funds have been established: the George Spencer Trust Fund, which was established to award academic scholarships from the interest earned, the Union Cemetery Trust Fund, which was established to fund the maintenance of the Union Cemetery, and the Rocky Fork Cemetery Trust Fund, which was established to fund the maintenance of the Rocky Fork Cemetery.

Agency Funds - Agency funds are custodial in nature (assets equal liabilities) and do not involve the measurement of results of operations. The County maintains agency funds for special taxing districts, the Circuit Clerk, the Collector of Revenue, and for other miscellaneous purposes.

(c) ***Basis Of Accounting***

Basis of accounting refers to when revenues and expenditures or expenses are recognized in the accounts and reported in the basic financial statements. Basis of accounting relates to the timing of the measurements made, regardless of the measurement focus applied.

The government-wide financial statements are reported using the economic resources measurement focus and accrual basis of accounting, as are the financial statements of the proprietary fund, pension trust fund, private-purpose trust fund, and the discretely presented component unit. Agency funds are accounted for using the accrual basis of accounting. Revenues are recorded when earned and expenses are recorded when a liability is incurred, regardless of the timing of the related cash flows. Property taxes are recognized as revenues in the year for which they are levied. Grants and similar items are recognized as revenue as soon as all eligibility requirements have been met.

Proprietary funds distinguish operating revenues and expenses from nonoperating items. Operating expenses for the internal service funds consist of the cost of providing services to other County funds, and operating revenues consist of the charges to other County funds for these services. Investment income and gains or losses on disposals of capital items are considered nonoperating.

BOONE COUNTY, MISSOURI

Notes To Basic Financial Statements (*Continued*)

Governmental fund financial statements are reported using the current financial resources measurement focus and the modified accrual basis of accounting.

Under the modified accrual basis of accounting, revenues are recorded when both measurable and available. The term “available” is defined as collectible within the current period or soon enough thereafter to be used to pay the liabilities of the current period. For the County, available is defined as expected to be received within 60 days of fiscal year-end, except for government grants, which is within 270 days of fiscal year end. Expenditures generally are recorded when a liability is incurred, as under accrual accounting. However, debt service expenditures, as well as expenditures related to compensated absences and claims and judgments, are recorded only when payment is due (i.e. matured).

GASB Statement No. 33 groups nonexchange transactions into the following four classes, based upon their principal characteristics: derived tax revenues, imposed nonexchange revenues, government mandated nonexchange transactions and voluntary nonexchange transactions.

The County recognizes assets from derived tax revenue transactions (such as sales taxes) in the period when the underlying exchange transaction on which the tax is imposed occurs or when the assets are received, whichever occurs first. Revenues are recognized, net of estimated refunds and estimated uncollectible amounts, in the same period that the assets are recognized, provided that the underlying exchange transaction has occurred. Resources received in advance are reported as deferred revenues until the period of the exchange.

The County recognizes assets from imposed nonexchange revenue transactions (such as property taxes, licenses and permits, and fines and forfeitures) in the period when an enforceable legal claim to the assets arises or when the resources are received, whichever occurs first. Revenues are recognized in the period when the resources are required to be used for the first period that use is permitted. The County recognizes revenues from property taxes, net of refunds and estimated uncollectible amounts, in the period for which the taxes are levied.

Intergovernmental revenues, representing grants and assistance received from other governmental units, are generally recognized as revenues in the period when all eligibility requirements, as defined by GASB Statement No. 33, have been met. Any resources received before eligibility requirements are met are reported as deferred revenues.

Charges for services in the governmental funds, which are exchange transactions and are, therefore, not subject to the provisions of GASB Statement No. 33, are recognized as revenues when received in cash because they are generally not measurable until actually received.

BOONE COUNTY, MISSOURI

Notes To Basic Financial Statements (*Continued*)

When both restricted and unrestricted resources are available for use, it is the County's policy to use restricted resources first and then unrestricted resources as they are needed.

For the pension trust funds, under the accrual basis of accounting, contributions are recognized in the period in which the contributions are due and benefits are recognized when they become due and payable.

(d) *Cash And Investments*

The County Treasurer maintains a cash and investment pool that is available for use by all funds except the pension trust fund. Within the financial statements, income from investments associated with one fund is not assigned to another fund for other than legal or contractual reasons. In addition, cash and investments are separately maintained by County court officials and third-party trustee and fiscal agents.

Investments are recorded at fair value. Fair values for investments are determined by closing market prices at year end.

(e) *Inventories*

Purchases of materials and supplies in the governmental funds are charged to expenditures as incurred. Amounts of inventories are immaterial.

(f) *Capital Assets*

Primary Government

Capital assets, which include buildings, improvements, equipment, infrastructure assets (e.g., roads, drainage structures and similar items) and works of art, are reported in the governmental activities column in the government-wide financial statements, net of accumulated depreciation. Capital assets also are recorded in the proprietary fund financial statements. Capital assets are defined by the County as assets with an estimated useful life in excess of one year with an initial, individual cost of \$5,000 or more, infrastructure with a cost of \$50,000 or more, internally developed software with a cost of \$20,000 or more, and all land and land improvements.

Purchased or constructed capital assets are reported at cost or estimated historical cost. Donated capital assets are recorded at their estimated fair market value at the date of donation. The costs of normal maintenance and repairs that do not add to the value of the asset or materially extend the assets' lives are not capitalized.

BOONE COUNTY, MISSOURI

Notes To Basic Financial Statements (*Continued*)

Depreciation, including depreciation recognized on assets acquired through government grants and other aid, is computed on the straight-line method over the estimated useful lives of the various classes of assets. The estimated useful lives of depreciable capital assets are as follows:

	<u>Years</u>
Buildings and improvements	5 to 50
Vehicles and equipment	4 to 7
Furniture and fixtures	3 to 4
Infrastructure	10 to 75

Component Unit

Capital assets include equipment, land and buildings which are valued at actual historical cost where available and at estimated historical cost where historical cost records are not available. Depreciation is computed using the straight-line method over the estimated useful life of the asset. Land is valued at actual historical cost or fair market value if received by donation. Interest costs are capitalized when incurred on debt where proceeds were used to finance construction of assets.

(g) *Restricted Assets*

Restricted assets, comprised of cash and cash equivalents and investments, represent those funds that are restricted as to use either at the time of receipt, by action of a governing body, or by legal requirement. At December 31, 2011, the County's restricted assets represent assets restricted by bond agreements as to their use and the pledged security for the self-insured workers' compensation plan.

(h) *Fund Balance/Net Assets*

Effective, January 1, 2011, the City adopted GASB Statement No. 54, *Fund Balance Reporting and Governmental Fund Type Definitions*, which requires fund balance for governmental funds be reported in classifications that comprise a hierarchy that is based on primarily the extent to which the County is bound to honor constraints on the specific purposes for which amounts in the respective governmental funds can be spent. Adoption of GASB Statement No. 54 effects the County's fund financial statements. The classifications used in the governmental fund financial statements are as follows:

- *Nonspendable Fund Balance* - Includes amounts not in spendable form, such as inventory or prepaids, or amounts required to be maintained intact legally or contractually.
- *Restricted Fund Balance* - Includes amounts constrained for a specific purpose by external parties (e.g. Debt Service, Capital Projects, State and Federal Grant Funds) and amounts imposed by law through constitutional provisions or enabling legislation.

BOONE COUNTY, MISSOURI

Notes To Basic Financial Statements (*Continued*)

- *Committed Fund Balance* - Includes amounts constrained for a specific purpose by a government using its highest level of decision making authority. Fund Balance of the County may be committed for a specific purpose by resolution of the County Commission. Amendments or modifications of the committed fund balance must also be approved by formal action of the Commission.
- *Assigned Fund Balance* - Includes general fund amounts constrained for a specific purpose by a governing board or by a committee or official that has been delegated authority from the County Commission to assign amounts. For all funds other than the general fund, the residual balance is assigned.
- *Unassigned Fund Balance* - The residual fund balance for the general fund.

In circumstances where an expenditure is to be made for a purpose for which amounts are available in multiple fund balance classifications, the order in which resources will be expended is as follows: restricted fund balance, followed by committed fund balance, assigned fund balance, and lastly, unassigned fund balance.

In the government-wide financial statements net assets are classified as follows:

- *Invested in capital assets, net of related debt* - the component of net assets that reports the difference between capital assets less both the accumulated depreciation and the outstanding balance of debt, excluding unexpended proceeds, that is directly attributable to the acquisition, construction, or improvement of those assets.
- *Restricted for specific purposes* - the components of net assets that reports the difference between assets and liabilities of the certain programs that consists of assets with constraints placed on their use by either external parties and/or enabling legislation
- *Unrestricted* - the difference between the assets and liabilities that are not reported in net assets invested in capital assets, net of related debt, or net assets restricted for specific purposes.

Component Unit

Restricted net assets of the Board of Trustees consist of bond proceeds, held in escrow, restricted by bond covenant to be used for future debt reduction.

Net assets restricted for expendable donor restrictions include donor-imposed restrictions, which limit the net assets use to a specified time period or purpose. Net assets restricted for nonexpendable donor restrictions include donor-imposed restrictions, which require the net assets to be maintained by the Board of Trustees in perpetuity.

BOONE COUNTY, MISSOURI

Notes To Basic Financial Statements (*Continued*)

(i) ***Encumbrances***

Encumbrance accounting, under which purchase orders, contracts, and other commitments for the expenditure of funds are recorded in order to reserve that portion of the appropriation, is utilized in the governmental funds. Prior year encumbrances are accounted for in designated accounts within each respective fund and are not added to the subsequent year's budget.

(j) ***Amortization***

In government-wide financial statements, bond premiums are recorded as an addition to the debt obligation and bond issuance costs are recorded as a deferred charge. Such amounts are amortized using the interest method or bonds outstanding method over the term of the related revenue bonds.

In the fund financial statements, governmental funds recognize bond premiums, as well as bond issuance costs, during the current period. The face amount of debt issued is reported as other financing sources. Premiums received on debt issuances are reported as other financing sources. Issuance costs, whether or not withheld from the actual debt proceeds received, are reported as debt service expenditures.

(k) ***Compensated Absences***

Under terms of the County's personnel policies, employees are granted vacation and sick leave in varying amounts. County employees are allowed to carry their total accrued vacation leave balance up to an established cap. Amounts in excess of this cap are converted to sick leave. However, in the event of termination, County employees are only paid for accrued vacation leave up to a maximum of two times their annual accrual of vacation leave. Employees are not paid for accumulated sick leave upon termination. The vacation earned by County employees, subject to the aforementioned maximum, has been recorded as a long-term liability in the government-wide financial statements. A liability for compensated absences is recorded within the fund financial statements only to the extent that this liability has matured. Compensated absences are typically liquidated from the fund that pays the salary and benefits for the employee.

(l) ***Interfund Transactions***

In the fund financial statements, the County has the following types of transactions amongst funds:

Transfers

Legally authorized transfers are reported when incurred as "transfers in" by the recipient fund and as "transfers out" by the disbursing fund.

Interfund Services Provided/Used

Charges for services rendered by one fund for another are recognized as revenues (interfund services provided) of the recipient fund and expenditures or expenses (interfund services used) of the disbursing fund. These transactions are recorded as interfund services because they would be treated as revenues and expenditures or expenses if they involved organizations external to the County.

(m) *Statement Of Cash Flows*

For the purpose of the statement of cash flows, cash and cash equivalents are defined as cash and all highly liquid investments (including restricted assets) with a maturity of three months or less at the date of purchase.

(n) *Use Of Estimates*

The preparation of basic financial statements in conformity with U.S. generally accepted accounting principles requires management to make estimates and assumptions that affect the reported amounts of assets and liabilities and disclosure of contingent assets and liabilities at the date of the basic financial statements and the reported amounts of revenue, expenses, and expenditures during the reporting period. Actual results could differ from those estimates.

(o) *Income Taxes - Component Unit*

The Board of Trustees is exempt from federal income tax as described in Section 115 of the Internal Revenue Code. The Boone Hospital Foundation and the Walter Johnson Palliative Care Foundation, component units of the Board of Trustees, are exempt from income taxes under Section 501(c)(3) of the Internal Revenue Code.

(2) *Cash And Investments*

Primary Government

The County's investment policies are governed by County Commission Order, state statutes, and management policies. The County deposits all cash with the County Treasurer, who maintains all banking relationships for the County. Additionally, all investment decisions are made by the County Treasurer and the Treasurer's agents. County moneys are deposited in FDIC-insured banks located within the State of Missouri.

BOONE COUNTY, MISSOURI

Notes To Basic Financial Statements (*Continued*)

The County is authorized to invest in the following:

- a. United States Treasury Securities;
- b. United States Agency Securities, including coupon and zero coupon securities, discount notes, callable securities, step-up securities, floating rate securities, and mortgage backed securities;
- c. Repurchase agreements;
- d. Collateralized public deposits (certificates of deposit);
- e. Banker's acceptance and
- f. Commercial paper.

Investments are recorded at fair value. Fair value for investments is determined by closing market prices at year-end as reported by FT Interactive Data. In addition, money market mutual funds are classified as cash and cash equivalents on the statement of net assets but as investments for risk disclosure.

As of December 31, 2011, the County had the following investments:

Investments	
Investment Type	Fair Value
Certificates of Deposit	\$ 11,000,000
U.S. Treasuries	208,485
Bankers' Acceptances	2,199,990
U.S. Agencies:	
Federal Home Loan Bank	8,004,298
Federal National Mortgage Association	5,033,059
Federal Farm Credit Bank	5,000,955
Freddie Discount Notes	1,997,203
FAMA	1,001,031
Money Market Mutual Funds	2,707,823
Pension Trust Fund Mutual Funds	1,829,261
	<u>\$ 38,982,105</u>

BOONE COUNTY, MISSOURI

Notes To Basic Financial Statements (*Continued*)

(a) ***Interest Rate Risk***

Interest rate risk is the risk that the fair value of investments will be adversely affected by a change in interest rates. The County's investment policy provides that the County seeks to minimize the risk that the market value of securities in its portfolio will decrease due to changes in general interest rates by structuring the investment portfolio so that securities mature to meet cash requirements for ongoing operations, thereby avoiding the need to sell securities on the open market prior to maturity. Additionally, the County primarily invests operating funds in shorter-term securities. Investments with call options are assumed to mature on the call date for interest rate risk disclosures.

As of December 31, 2011, the County's investments had the following maturities:

Investment Maturities (In Years)			
Investment Type	Fair Value	Less Than One	1-5
Certificates of Deposit	\$ 11,000,000	\$ 11,000,000	\$ —
U.S. Treasuries	208,485	208,485	—
Bankers Acceptance	2,199,990	2,199,990	—
U.S. Agencies:			
Federal Home Loan Bank	8,004,298	7,003,021	1,001,277
Federal National Mortgage Association	5,033,059	997,375	4,035,684
Federal Farm Credit Bank	5,000,955	2,000,648	3,000,307
Freddie Discount Notes	1,997,203	—	1,997,203
FAMA	1,001,031	—	1,001,031
	\$ 34,445,021	\$ 23,409,519	\$ 11,035,502

(b) ***Credit Risk***

Credit risk is the risk that an issuer or other counterparty to an investment will not fulfill its obligations. Credit risk is measured using credit quality ratings of investments in debt securities as described by nationally recognized rating agencies such as Moody's Investor Services.

The County's investment policy provides that the County will minimize credit risk by pre-qualifying the financial institutions, brokers/dealers, intermediaries, and advisors with which the County will do business, as well as through diversifying its portfolio in order to minimize potential losses on individual securities.

BOONE COUNTY, MISSOURI

Notes To Basic Financial Statements (*Continued*)

The County's debt investments (excluding U.S. Treasuries) were rated as follows by Moody's Investor Services as of December 31, 2011:

<u>Investment Rating</u>	<u>Investment Fair Value</u>
Aaa	\$ 20,035,758
P-1	7,199,746
Unrated	10,181,212
	<u>\$ 37,416,716</u>

(c) ***Custodial Credit Risk***

Custodial credit risk is the risk that, in the event of the failure of a counterparty, the County will not be able to recover the value of the investments, collateral securities, or deposits that are in the possession of the counterparty. The County's investment policy requires that deposits be covered by adequate pledge collateral. In order to anticipate market changes and provide a level of security for all funds, the market value (including accrued interest) of the collateral should be at least 102%.

The County's investment policy further provides that all securities that serve as collateral against the deposits of a depository institution must be safe kept at a nonaffiliated custodial facility. Depository institutions pledging collateral against deposits must, in conjunction with the custodial agent, furnish the necessary custodial receipts within five business dates from the settlement date. The County shall have a depository contract and pledge agreement with each safekeeping bank that complies with the Financial Institutions, Reform, Recovery, and Enforcement Act of 1989 (FIRREA). This will ensure that the County's security interest in collateral pledged to secure deposits is enforceable against the receivables of a failed financial institution.

At December 31, 2011, all County investments and all collateral securities and letters of credit pledged against County deposits are held by the counterparty's trust department or agent in the County's name.

(d) ***Concentration Of Credit Risk***

The County's investment policy provides that investments shall be diversified to minimize the risk of loss resulting from over-concentration of assets in a specific maturity, specific issuer, or specific class of securities. The County's investment policy further provides that, with the exception of U.S. Treasury Securities, U.S. Government Agency Securities, and collateralized repurchase agreements, no more than 30% of the County's total investment portfolio will be invested with a single security type.

BOONE COUNTY, MISSOURI

Notes To Basic Financial Statements (*Continued*)

At December 31, 2011, the concentration of the County's investments was as follows:

Investment Type	Percentage	Fair Value
Certificates of Deposit	28.22%	\$ 11,000,000
U.S. Treasuries	0.53%	208,485
Bankers Acceptance	5.64%	2,199,990
U.S. Agencies:		
Federal Home Loan Bank	20.53%	8,004,298
Federal National Mortgage Association	12.91%	5,033,059
Federal Farm Credit Bank	12.83%	5,000,955
Freddie Discount Notes	5.12%	1,997,203
FAMA	2.57%	1,001,031
Money Market Mutual Funds	6.95%	2,707,823
Pension Trust Fund Mutual Funds	4.70%	1,829,261
	100.00%	\$ 38,982,105

Investments are included within the County's accompanying statement of net assets as of December 31, 2011 as follows:

	Government-Wide Statement Of Net Assets	Fiduciary Statement Of Net Assets	Total
Investments	\$ 19,543,094	\$ 16,522,563	\$ 36,065,657
Restricted assets:			
Cash and cash equivalents	2,707,963	—	2,707,963
Investments	208,485	—	208,485
Total investments	\$ 22,459,542	\$ 16,522,563	\$ 38,982,105

Component Unit

The Board of Trustees may legally invest in direct obligations of and other obligations guaranteed as to principal by the U.S. Treasury and U.S. agencies and instrumentalities; obligations guaranteed by the full faith and credit of the State of Missouri; repurchase agreements, certificates of deposit; bankers acceptances; and commercial papers.

(a) Interest Rate Risk

The Board of Trustees' investment policy related to interest rate risk specifically requires investments of a short-term nature to meet liquidity needs and avoid the need to sell securities on the open market, prior to maturity.

BOONE COUNTY, MISSOURI

Notes To Basic Financial Statements (*Continued*)

As of December 31, 2011, the Board of Trustees had the following investments and weighted average maturities:

<u>Investment Type</u>	<u>Fair Value</u>	<u>Weighted Average Maturity In Years</u>
Overnight repurchase agreements	\$ 3,950,344	0.00
U.S. Treasury money market funds	7,853,150	0.00
U.S. government agency obligations	24,512,474	3.40
Certificates of deposit	7,866,026	1.37
U.S. Treasuries	37,729,348	2.33
Marketable equity securities	4,572,866	n/a
Corporate bonds	1,634,068	1.66
Fixed income mutual funds	1,318,002	n/a
Restricted bond accounts:		
U.S. Treasury money market funds	76,199	0.00
U.S. government agency obligations	11,051,516	0.78
	<u>\$ 100,563,993</u>	

(b) Custodial Credit Risk

For an investment, this is the risk that, in the event of the failure of a counterparty, the Board of Trustees will not be able to recover the value of the investments, collateral securities, or deposits that are in the possession of the counterparty. At December 31, 2011, all U.S. Government Agency securities were held by local financial institutions in the name of the Board of Trustees. All investments overnight repurchase agreements were held by the counterparty's trust independent or agent but not in the name of the Board of Trustees.

(c) Credit Risk

The Board of Trustees policy related to credit risk requires diversification of the investment portfolio to mitigate the potential loss related to any one security. At December 31, 2011, the credit ratings associated with the Board of Trustee's investments were as follows:

<u>Investment Type</u>	<u>Fair Value</u>	<u>Credit Rating</u>
Overnight repurchase agreements	\$ 3,950,344	Not rated
U.S. Government agency obligations	35,563,990	Aaa
Money market funds	7,853,150	Aaa
U.S. Treasuries	37,729,348	Aaa
U.S. Treasury money market funds	76,199	Aaa
Certificates of deposit	265,175	Baa3
Certificates of deposit	7,600,851	Not rated
	<u>\$ 93,039,057</u>	

BOONE COUNTY, MISSOURI

Notes To Basic Financial Statements (*Continued*)

(d) *Concentration Of Credit Risk*

As a means of limiting its exposure to losses arising from concentration of investments, the Board of Trustees investment policy mandates that the investment portfolio not have a concentration of assets in specific maturity, specific issuer, or specific class of securities. At a minimum diversification standards by security type and issuer shall be: a) U.S. Treasuries and securities having principal and/or interest guaranteed by the U.S. Government, up to 100%; b) Collateralized time and demand deposits, up to 100%; c) U.S. Government agencies and Government sponsored enterprises, up to 60%; d) Collateralized repurchase agreements, up to 50%; and e) U.S. Government agency callable securities, up to 30%.

(3) *Property Tax*

The County's property tax is levied by September 20 of each year based on the assessed value listed for all property located in the County and appropriate taxing districts as of January 1 of that year. Property taxes are due by December 31 following the levy date. Taxes become delinquent if not paid by February and a lien is placed on the property as of March 1 if the delinquent taxes are not paid. Assessed values are established by the County Assessor, subject to review by the Board of Equalization.

Property taxes levied for 2011, which are intended to finance the budgeted expenditures for the fiscal year 2011, are recorded as receivables, net of estimated uncollectibles. Property taxes that have been billed and are expected to be collected before March 1 of the subsequent year are recognized as revenues in the current year within the governmental fund financial statements. Property taxes expected to be collected after March 1 have been recorded as property taxes receivable and deferred revenue within the governmental fund financial statements. All property taxes billed are recognized as revenue on the government-wide statements, regardless of when they are expected to be collected.

BOONE COUNTY, MISSOURI

Notes To Basic Financial Statements (Continued)

The County is permitted by Missouri State statutes to levy taxes for various purposes. The following schedule presents the maximum allowable County-wide tax levies and the County's actual levy for 2011:

Purpose	Per \$100 Of Assessed Valuation	
	Maximum Levy Allowed By Law (a)	County's Levy 2011
General, other than payment of principal and interest on long-term debt	0.2407	0.1200
Road and bridge (excluding special road districts)	0.2657	0.0475
Group Homes	0.1130	0.1130
Combined County-wide tax rate (noncommercial and commercial)		0.2805
County-wide surtax on commercial property (Class III)	0.6100	0.6100

- (a) Missouri State statutes require the County to reduce its property tax levy (levies) in an amount sufficient to decrease the total property taxes it expects to collect in a year by not less than 50% of the amount of general revenue sales taxes received by the County.

In addition to the tax levies described above, various independent taxing districts within the County, including school, County, library, fire, special road, and levee districts, levy a tax that is collected by the County Collector. The property tax collections resulting from these levies are disbursed by the County to the appropriate taxing districts.

Property taxes receivable are net of an allowance for uncollectible receivables of \$22,238 in the general fund and \$8,802 in the road and bridge fund.

(4) Intergovernmental Revenue And Receivables

Intergovernmental revenue for governmental funds for fiscal year 2011 consisted of the following:

	General Fund	Road And Bridge Fund	Law Enforcement Services Fund	Other Governmental Funds	Total Governmental Funds
Federal	\$ 879,079	\$ 161,709	\$ 8,110	\$ 475,456	\$ 1,524,354
State	1,040,889	1,173,217	—	262,692	2,476,798
Local	110,210	—	—	30,053	140,263
Total inter- governmental revenue	\$ 2,030,178	\$ 1,334,926	\$ 8,110	\$ 768,201	\$ 4,141,415

BOONE COUNTY, MISSOURI

Notes To Basic Financial Statements (*Continued*)

Within the fund financial statements, amounts due from other governments at December 31, 2011 include the following:

	General Fund	Road And Bridge Fund	Other Governmental Funds	Total Governmental Funds
Federal	\$ 80,634	\$ 71,911	\$ 81,958	\$ 234,503
State	100,921	133,042	—	233,963
Local	67,077	—	11,410	78,487
Total due from other governments	\$ 248,632	\$ 204,953	\$ 93,368	\$ 546,953

(5) Interfund Balances

Interfund receivable and payable balances at December 31, 2011 were as follows:

Due From:	Due To:		Total
	General Fund	Other Governmental Funds - Nonmajor	
General Fund	\$ —	\$ 177	\$ 177
Other Governmental Funds - Nonmajor	21,734	—	21,734
	\$ 21,734	\$ 177	\$ 21,911

These interfund balances are the result of services provided by one fund to another fund and are expected to be repaid during the fiscal year ended December 31, 2011.

Loans receivable and payable between funds at December 31, 2011 are as follows:

Receivable Fund	Payable Fund	Amount
General fund	Neighborhood improvement districts	<u>\$ 69,999</u>

Interfund loans were used to provide short-term financing for Neighborhood Improvement District (NID) projects.

BOONE COUNTY, MISSOURI

Notes To Basic Financial Statements (*Continued*)

Advances between funds at December 31, 2011 are as follows:

<u>Receivable Fund</u>	<u>Payable Fund</u>	<u>Amount</u>
General fund	Nonmajor governmental funds	\$ 59,002
General fund	Agency funds	<u>25,267</u>
		<u><u>\$ 84,269</u></u>

The advance to the nonmajor governmental funds was made to fund expenses that were to be subsequently reimbursed by a grant from an external party. The advance to the agency funds was made to fund disbursements that will subsequently be reimbursed.

(6) Interfund Transfers

Transfers between funds of the County for the year ended December 31, 2011 were as follows:

<u>Transfer Out:</u>	<u>Transfer In:</u>				<u>Total</u>
	<u>General Fund</u>	<u>Series 2008 NID Bond Fund - Sewer</u>	<u>Other Governmental Funds - Nonmajor</u>	<u>Internal Service Funds</u>	
General Fund	\$ —	\$ —	\$ 195,452	\$ —	\$ 195,452
NIDs	—	—	—	—	—
Other Governmental Funds - Nonmajor	100,212	60	174,807	—	275,079
Internal Service Funds	—	—	—	45,000	45,000
	<u>\$ 100,212</u>	<u>\$ 60</u>	<u>\$ 370,259</u>	<u>\$ 45,000</u>	<u>\$ 515,531</u>

Interfund transfers were used to move revenues from the fund that ordinance or budget requires to collect them to the fund that ordinance or budget requires to expend them.

BOONE COUNTY, MISSOURI

Notes To Basic Financial Statements (Continued)

(7) Capital Assets

Primary Government

The following is a summary of changes in capital assets for the year ended December 31, 2011:

	Restated Balance January 1, 2011	Additions	Deletions	Transfers	Balance December 31, 2011
Governmental activities:					
Capital assets not being depreciated:					
Land	\$ 6,697,393	\$ —	\$ —	\$ —	\$ 6,697,393
Land - infrastructure	10,759,965	80,225	(200,936)	—	10,639,254
Construction in progress	3,636,385	1,353,070	(61,235)	(4,908,036)	20,184
Construction in progress - intangibles	163,002	40,037	—	—	203,039
Construction in progress - infrastructure	658,671	368,909	(19,723)	(106,324)	901,533
Works of art	126,228	5,000	—	—	131,228
Total capital assets not being depreciated	22,041,644	1,847,241	(281,894)	(5,014,360)	18,592,631
Capital assets being depreciated:					
Buildings and improvements	45,603,399	—	(19,195)	4,908,036	50,492,240
Vehicles and equipment	11,773,388	1,064,683	(440,829)	—	12,397,242
Office furniture and equipment	3,953,760	217,597	(345,747)	—	3,825,610
Infrastructure	105,358,642	694,822	(2,093,600)	106,324	104,066,188
Total capital assets being depreciated	166,689,189	1,977,102	(2,899,371)	5,014,360	170,781,280
Less accumulated depreciation for:					
Buildings and improvements	9,308,370	995,564	(5,318)	—	10,298,616
Vehicles and equipment	7,173,049	876,506	(353,925)	—	7,695,630
Office furniture and equipment	3,516,000	281,487	(345,747)	—	3,451,740
Infrastructure	74,511,348	2,708,889	(1,744,311)	—	75,475,926
Total accumulated depreciation	94,508,767	4,862,446	(2,449,301)	—	96,921,912
Total capital assets being depreciated, net	72,180,422	(2,885,344)	(450,070)	5,014,360	73,859,368
Total capital assets, net	\$ 94,222,066	\$ (1,038,103)	\$ (731,964)	\$ —	\$ 92,451,999

Within the statement of activities, depreciation expense is charged to the functions of the primary government as follows:

Policy and administration	\$ 466,718
Law enforcement and judicial	972,457
Environment, public buildings and infrastructure	3,364,289
Community health and public services	55,382
Internal service fund - capital project and facilities maintenance/repair	3,600
	<u>3,600</u>
	<u>\$ 4,862,446</u>

BOONE COUNTY, MISSOURI

Notes To Basic Financial Statements (Continued)

Component Unit

The following is a summary of changes in the component unit capital assets for the year ended December 31, 2011:

	Balance January 1, 2011	Additions	Deletions	Transfers	Balance December 31, 2011
Governmental activities:					
Capital assets not being depreciated:					
Construction in progress	\$ 64,276,433	\$ 34,042,099	\$ —	\$ (97,926,217)	\$ 392,315
Capital assets being depreciated:					
Land and land improvements	17,233,045	—	(3,713)	5,818,004	23,047,336
Buildings	126,286,418	—	(344,455)	81,379,719	207,321,682
Fixed equipment	1,002,776	—	(45,595)	184,526	1,141,707
Major movable equipment	13,002,131	—	(341,210)	10,543,968	23,204,889
Total capital assets being depreciated	157,524,370	—	(734,973)	97,926,217	254,715,614
Less accumulated depreciation for:					
Land and land improvements	6,211,387	375,827	(3,579)	—	6,583,635
Buildings	64,610,767	3,898,993	(307,478)	—	68,202,282
Fixed equipment	688,098	45,653	(38,230)	—	695,521
Major movable equipment	11,734,114	196,775	(335,401)	—	11,595,488
Total accumulated depreciation	83,244,366	4,517,248	(684,688)	—	87,076,926
Total capital assets being depreciated, net	74,280,004	(4,517,248)	(50,285)	97,926,217	167,638,688
Total capital assets, net	\$ 138,556,437	\$ 29,524,851	\$ (50,285)	\$ —	\$ 168,031,003

(8) Long-Term Liabilities

Primary Government

Following is a summary of the changes in long-term liabilities for the year ended December 31, 2011:

	Balance January 1, 2011	Additions	Deletions	Balance December 31, 2011	Due Within One Year
General obligation bonds payable	\$1,530,075	\$ 556,868	\$ (118,607)	\$ 1,968,336	\$ 149,800
Special obligation bonds payable	5,940,000	—	(585,000)	5,355,000	2,190,000
Unamortized premiums	43,798	5,264	(6,366)	42,696	6,366
Accrued compensated absences	1,051,125	917,734	(839,861)	1,128,998	836,000
Other post-employment benefits	176,377	66,100	(363)	242,114	—
	\$8,741,375	\$1,545,966	\$(1,550,197)	\$ 8,737,144	\$ 3,182,166

BOONE COUNTY, MISSOURI

Notes To Basic Financial Statements (Continued)

General Obligation Bonds

General obligation bonds at December 31, 2011 are composed of special assessment debt as follows:

\$305,000 - 2001 general obligation neighborhood improvement bonds due in annual installments of \$25,000 to \$37,000 through 2012; interest at 2.35% to 4.1%	\$ 37,000
\$182,000 - 2006 general obligation neighborhood improvement bonds due in annual installments of \$15,000 to \$21,000 through 2016; interest at 4.2% to 4.5%	100,000
\$1,700,000 - 2008 general obligation neighborhood sewer improvement bonds due in annual installments of \$80,000 to \$108,000 through 2028; interest at 1.92%	964,600
\$204,000 - 2010A general obligation neighborhood sewer improvement bonds due in annual installments of \$1,000 to \$79,000 through 2030; interest at 4.0% to 5.0%	203,000
\$159,543 - 2010 general obligation neighborhood sewer improvement bonds due in annual installments of \$69 to \$8,112 through 2029; interest at 1.48%	142,736
\$450,000 - 2011A general obligation neighborhood road improvements bonds due in annual installments of \$35,000 to \$55,000 through 2021; interest at 3.0% to 4.0%	450,000
\$71,000 - 2011B general obligation bonds for neighborhood sewer improvement bonds due in annual installments of \$6,700 to \$9,200 through 2031; interest at 4.0% to 5.0%	<u>71,000</u>
Total general obligation bonds	<u><u>\$ 1,968,336</u></u>

The annual debt service requirements for the above general obligation bonds are as follows:

<u>Year Ending December 31</u>	<u>Principal</u>	<u>Interest</u>	<u>Total</u>
2012	\$ 149,800	\$ 57,320	\$ 207,120
2013	118,800	48,833	167,633
2014	120,700	45,567	166,267
2015	127,800	42,161	169,961
2016	129,000	38,638	167,638
2017-2021	582,600	147,934	730,534
2022-2026	389,400	85,325	474,725
2027-2031	350,236	30,385	380,621
	<u>\$ 1,968,336</u>	<u>\$ 496,163</u>	<u>\$ 2,464,499</u>

BOONE COUNTY, MISSOURI

Notes To Basic Financial Statements (*Continued*)

The County is subject to Missouri State statutes that limit the amount of the County's outstanding bonded debt (exclusive of revenue bonds and balances available in Debt Service funds) to 10% of the County's assessed valuation. At December 31, 2011, the statutory limit for the County was \$237,500,477, providing a debt margin of \$235,820,320.

Although the County is generally obligated for their payment, neighborhood improvement bonds are to be repaid from assessments on properties within the districts. Such assessments are required to be deposited in debt service funds that are legally restricted for payment of the bonds. The County attaches liens on the properties within the districts to secure payment of the assessments. As of December 31, 2011, delinquent assessments receivable amounted to \$19,289.

Special Obligation Bonds

Special obligation bonds at December 31, 2011 are composed of the following:

\$5,240,000 - 2003 refunding and improvement special obligation bonds due in annual installments of \$270,000 to \$745,000 through 2018; interest at 2% to 4%; secured by a first lien on the property and buildings purchased with bond proceeds	\$ 2,795,000
\$2,005,000 - 2005 taxable special obligation bonds due in annual installments of \$45,000 to \$65,000 beginning in 2008 through 2014, with a balloon payment of \$1,640,000 in 2015; interest at 4.92% to 5.94%; secured by first lien on the property and buildings purchased with bond proceeds	1,800,000
\$830,000 - 2010 special obligation Recovery Zone bonds due in annual installments of \$70,000 to \$95,000 beginning in 2011 through 2020; semi-annual interest is due 2010 through 2020; interest at 3.354% to 4.594%; secured by first lien on the property and buildings constructed by the bond proceeds	<u>760,000</u>
Total special obligation bonds	<u><u>\$ 5,355,000</u></u>

The annual debt service requirements for the above special obligation bonds are as follows:

<u>Year Ending December 31</u>	<u>Principal</u>	<u>Interest</u>	<u>Total</u>
2012	\$ 2,190,000	\$ 178,435	\$ 2,368,435
2013	400,000	112,937	512,937
2014	415,000	100,186	515,186
2015	425,000	86,621	511,621
2016	445,000	70,521	515,521
2017-2021	1,480,000	86,440	1,566,440
	<u>\$ 5,355,000</u>	<u>\$ 635,140</u>	<u>\$ 5,990,140</u>

BOONE COUNTY, MISSOURI

Notes To Basic Financial Statements (Continued)

Component Unit

Following is a summary of the changes in the Board of Trustees long-term debt liabilities for the year ended December 31, 2011:

	Balance January 1, 2010	Additions	Deletions	Balance December 31, 2011	Due Within One Year
Revenue bonds	\$ 116,860,000	\$ —	\$ (3,865,000)	\$ 112,995,000	\$ 4,015,000
Other accrued expenses	56,640	1,700	—	58,340	—
	<u>\$ 116,916,640</u>	<u>\$ 1,700</u>	<u>\$ (3,865,000)</u>	<u>\$ 113,053,340</u>	<u>\$ 4,015,000</u>

Revenue bonds of the Board of Trustees at December 31, 2011 are composed of the following:

Hospital Refunding Revenue Bonds, Series 2002, principal payable annually through August 2022 in amounts ranging from \$905,000 to \$2,205,000, including premium of \$93,573. Interest is payable semiannually and ranges from 2.1% to 5.25%	\$ 14,315,000
Hospital Revenue Bonds, Series 2004, principal payable annually through July 2024 in amounts ranging from \$230,000 to \$505,000, including discount of \$68,410. Interest is payable semiannually and ranges from 3.75% to 5%	5,000,000
Hospital Revenue Bonds, Series 2008, principal payable annually through August 2038 in amounts ranging from \$655,000 to \$7,040,000, including premium of \$1,078,731. Interest is payable semiannually and ranges from 3% to 5.625%	<u>93,680,000</u>
	<u>\$ 112,995,000</u>

Debt service requirements for the revenue bonds relating to the Board of Trustees are being financed through the hospital facilities lease payments pursuant to and through the terms of the lease agreement with CHAS.

BOONE COUNTY, MISSOURI

Notes To Basic Financial Statements (*Continued*)

The annual requirements to amortize the above principal are as follows:

<u>Year Ending December 31</u>	<u>Principal</u>	<u>Interest</u>
2012	\$ 4,015,000	\$ 5,979,979
2013	4,180,000	5,817,296
2014	4,390,000	5,609,642
2015	4,575,000	5,424,172
2016	2,230,000	5,194,837
2017 - 2021	12,880,000	24,240,882
2022 - 2026	16,615,000	20,497,848
2027 - 2031	21,865,000	15,260,231
2032 - 2036	28,530,000	8,601,689
2037 - 2038	13,715,000	1,135,668
	<u>\$ 112,995,000</u>	<u>\$ 97,762,244</u>

(9) Operating Lease

Effective January 2001, and as amended on December 26, 2006, the County and the Board of Trustees entered into an amended and restated lease agreement with CH Allied Services, Inc. (CHAS), whereby CHAS leases real property and equipment of the Board of Trustees for the purpose of providing healthcare services in Boone County and surrounding areas. The amended term of the lease is through December 31, 2015.

Under terms of the agreement, the Board of Trustees as lessor will lease real property and equipment to CHAS (Lessee), for the purpose of providing health care services in Boone County and surrounding areas.

Minimum payments, under the terms of the lease for 2011, are as follows:

1. Effective for the year ended December 31, 2008, the base annual lease payment totals \$10,000,000, which is intended to approximate the debt service requirements of the Board of Trustees.
2. The Board of Trustees receives annually a percentage of the change in cash and cash equivalents generated by the hospital during the year. In 2011, the percentage of cash and cash equivalents per the lease was 25%. Accordingly, the Board of Trustees recognized income of \$5,767,957 in 2011. As of December 31, 2011, the amount was reported in accounts and other receivables on the accompanying statement of net assets. Under the same terms of the Lease, the Board of Trustees is responsible for 75% of any shortfall in cash and cash equivalent balances during a fiscal year, and therefore under those conditions would be required to make a payment to the lessee.

BOONE COUNTY, MISSOURI

Notes To Basic Financial Statements (*Continued*)

The restated lease agreement also includes minimum capital expenditure requirements, certain lessee and lessor operational covenants, and governance and control clauses.

The Amended and Restated Lease between the Board of Trustees and CHAS requires CHAS to commit to expend, on a successive three-year period average basis, no less than seven percent (7%) of Boone Hospital Center net revenues on capital expenditures. This requirement was not satisfied by the cumulative amount of \$25,919,456 for the period of January 1, 2001 to December 31, 2011. This cumulative amount is before consideration of commitments for capital expenditures for specific projects and equipment that have been made by CHAS to the Board of Trustees, but for which expenditures have not yet been incurred as of December 31, 2011.

On November 26, 2007, the Board of Trustees approved a joint resolution with CHAS whereby CHAS shall commit and earmark current or future net revenue until the capital expenditure benchmark is satisfied. Under this resolution CHAS transferred \$10,248,231 into a segregated account which is to be used to pay for specific capital projects as soon as practical, which was expended in 2011.

Additionally, pursuant to the Lease, CHAS is required to make payments of \$1,350,000 per year to the County in equal quarterly installments beginning in 2001. In years subsequent to 2001, the required lease payment is increased as determined based upon the Consumer Price Index. Beginning in 2010, CHAS is required to make an additional payment to the County for \$500,000 per year to be used for community medical and health needs.

The Board of Trustees also leases or rents property in the County for establishing medical practices and related services primarily located adjacent to Boone Hospital Center. The income from these agreements is characterized as rental income on the financial statements for the Board of Trustees.

Future minimum lease payments expected under noncancellable lease agreements for the next five years are as follows:

Year Ending December 31	CHAS Lease	Other Leases	Total
2012	\$ 10,000,000	\$ 598,441	\$ 10,598,441
2013	10,000,000	456,895	10,456,895
2014	10,000,000	419,312	10,419,312
2015	10,000,000	371,346	10,371,346
2016	—	304,160	304,160
	<u>\$ 40,000,000</u>	<u>\$ 2,150,154</u>	<u>\$ 42,150,154</u>

(10) Employee Benefit Plans

Primary Government

(a) *Boone County Matching Pension Plan*

The Boone County Matching Pension Plan (the Plan) is a defined contribution plan under Internal Revenue Code (IRC) Section 401 (a). The Plan was adopted by Order of the County Commission on March 16, 1999, with an effective date of May 1, 1999. The County Commission has the authority to amend the Plan. All employees who are in “benefited” positions are eligible to participate. As of December 31, 2011, 278 employees were participating in the Plan. The County makes contributions equal to participating employees’ contributions to the County’s IRC Section 457 deferred compensation plan, with County contributions limited to \$15 per bi-weekly pay period per participant. These matching contributions are invested as directed by participants in a variety of registered investment company funds. The County’s matching contributions for 2011 were \$105,521. For financial reporting purposes, the activity of the Plan is accounted for as a pension trust fund of the County. Separate financial statements are not available for the Plan.

(b) *Statewide County Employees’ Retirement Fund*

The County Employees’ Retirement Fund (CERF) was established by an act of the Missouri General Assembly effective August 28, 1994. Laws governing the retirement fund are found in Sections 50.1000-50.1300 of the Missouri Revised Statutes (RSMo). The Board of Directors consists of eleven members, nine of whom are county employee participants. The CERF is administered by a governing board of directors, which has the authority to adopt rules and regulations for administering the system.

The CERF is a mandatory cost-sharing multiple employer retirement system for each county in the State of Missouri, except any county not within a county (which excludes the County of St. Louis) and counties of the first classification with a charter form of government. Complete financial statements of the CERF can be obtained from its administrative offices:

County Employee Retirement Fund
c/o Brydon, Searingen, and England
312 East Capitol
Jefferson County, Missouri 65102

BOONE COUNTY, MISSOURI

Notes To Basic Financial Statements (*Continued*)

The CERF covers County elective or appointive officers or employees whose position requires the actual performance of duties not less than 1,000 hours per year; including employees of circuit courts located in a first class, noncharter county which is not participating in the Local Government Employees Retirement System (LAGERS); and does not cover circuit clerks, deputy circuit clerks, County prosecuting attorneys, and County sheriffs. Until January 1, 2000, employees hired before January 1, 2000 could opt out of the system.

The CERF provides retirement and death benefits to its members. All benefits vest after eight years of creditable service. Employees who retire on or after age 62 are entitled to an allowance for life based on the form of payment selected. Employees who have a minimum of eight years of creditable service may retire with an early retirement benefit and receive a reduced allowance after attaining age 55. Annual cost of living adjustments, not to exceed 1%, are provided for eligible retirees and survivor annuitants, up to a lifetime maximum of 50% of the initial benefit which the member received upon retirement. Benefit provisions are fixed by state statute and may be amended only by action of the Missouri Legislature. Administrative expenses for the operation of the Fund are paid out of funds of the system.

Prior to January 1, 2003, participating County employees, except for those who participated in LAGERS, were required to make contributions equal to 2% of gross compensation. Effective January 1, 2003, in addition to the prior contribution requirements, participating county employees hired on or after February 25, 2002 are required to make contributions of 4% if they are in a LAGERS county and contributions of 6% if they are in a non-LAGERS county. If an employee leaves covered employment before attaining eight years of creditable service, accumulated employee contributions are refunded to the employee. The contribution rate is set by state statute and may be amended only by action of the Missouri Legislature.

While the County is not required to make any contributions to the Plan, the County has elected to contribute 4% of the required 6% contribution for employees hired between February 25, 2002 and December 31, 2002. During 2011, the County collected and remitted to CERF employee contributions of \$646,517, employer contributions of \$26,345 and statutory charges of \$661,141.

(c) *Deferred Compensation Plan*

The County offers its employees a deferred compensation plan created in accordance with IRC Section 457. The deferred compensation plan, available to all County employees, permits them to defer a portion of their salary until future years. The deferred compensation is not available to employees until termination, retirement, death or unforeseeable emergency.

BOONE COUNTY, MISSOURI

Notes To Basic Financial Statements (*Continued*)

All amounts of compensation deferred under the plan, all property and rights purchased with those amounts, and all income attributable to those amounts, property, or rights are (until paid or made available to the employees or other beneficiary) held in trust for the exclusive benefit of employees. As the County does not have fiduciary responsibility for these assets, the trust account and related liability are not included in the accompanying basic financial statements.

(11) Other Post-Employment Benefit Plan

Plan Description

The County has a single-employer defined benefit healthcare plan (the Healthcare Plan) that provides medical and prescription drug coverage to retirees. Participants are eligible to retire once they have attained age 55 plus five years of service or age 65.

The County requires retirees to pay the same premiums charged to active participants. The rates being paid for benefits are typically lower than those for individual health insurance policies. The difference between these rates is the implicit rate subsidy, which is considered an other post-employment benefit under GASB Statement No. 45, *Accounting and Financial Reporting By Employers for Postemployment Benefits Other Than Pensions*.

Retirees and spouses have the same benefits as active employees. Retiree and spousal coverage terminates when the retiree becomes covered under another employer health plan, or becomes eligible to be covered under Medicare at age 65.

Funding Policy

The County is not required to fund the Healthcare Plan and has elected not to do so. County policy dictates the payment of retiree claims as they come due.

Annual Post-Employment Benefit Cost

The County's annual post-employment benefit cost for the current year is as follows:

Annual required contribution (January 1, 2011)	\$ 66,100
Interest on net OPEB obligation	7,000
Adjustment to the Annual Required Contribution (ARC)	<u>(7,000)</u>
Net OPEB Costs	66,100
Contributions made	<u>(363)</u>
Increase in benefit obligation	65,737
Net post-employment benefit obligation - Beginning of year	<u>176,377</u>
End of year	<u><u>\$ 242,114</u></u>

BOONE COUNTY, MISSOURI

Notes To Basic Financial Statements (Continued)

Trend Information

<u>Year Ended</u>	<u>Annual Post- Employment Benefit Cost (APBC)</u>	<u>Percentage Of APBC Contributed</u>	<u>Net Post- Employment Obligation</u>
2011	\$ 66,100	1%	\$ 242,114
2010	\$ 64,100	2%	\$ 176,377
2009	\$ 69,800	7%	\$ 113,439

Funded Status And Funding Progress

As of December 31, 2011, the Healthcare Plan was not funded. The actuarial accrued liability for benefits at December 31, 2010, the date of the latest actuarial valuation, was \$461,000, and there were no assets, resulting in an unfunded actuarial accrued liability (UAAL) of \$461,000. The covered payroll (annual payroll of active employees covered by the plan) was \$16,800,000, and the ratio of the UAAL to covered payroll was 2.7%.

The schedule of funding progress, presented as RSI following the notes to the financial statements, presents trend information about whether the actuarial accrued liability for benefits is increasing or decreasing over time.

Actuarial Assumptions And Methods

The actuarial accrued liability was determined as part of an actuarial valuation at December 31, 2010, the most recently filed actuarial valuation report. Additional information as of the latest actuarial valuation follows:

Valuation Date:	December 31, 2010
Actuarial Cost Method:	Projected Unit Credit Cost Method
Amortization Method and Period:	The initial UAAL is being amortized over a 30 year closed period using a level-percentage of projected payroll
Healthcare Cost Trend Rate:	7.7% initially, reduced by decrements to an ultimate rate of 4.7% after 70 years.
Discount Rate	4%
Inflation rate	2.75%
Investment Rate of Return	N/A

(12) Commitments And Contingent Liabilities

Litigation

The County is a defendant in a number of claims and lawsuits. The County's legal counsel has reviewed these claims and lawsuits in order to evaluate the likelihood of an unfavorable outcome to the County and arrive at an estimate, if any, of the amount or range of potential loss to the County. The County's legal counsel has indicated that the resolution of any lawsuits pending is not expected to have a material adverse effect on the basic financial statements of the County. No amount has been provided in the December 31, 2011 basic financial statements for any such claims and lawsuits.

General Obligation Bonds

In 1992, County voters approved a \$3.5 million general obligation bond issue for the purpose of financing the construction and repair of roads and streets within the County's neighborhood improvement districts. Property taxes will not be levied for debt service on the bonds; instead, property owners within these districts will repay the bonds through annual billings over a period not to exceed 10 years. As of December 31, 2011, \$2,031,000 of the bonds has been issued.

In 1997, County voters approved a \$5.5 million general obligation bond issue for the purpose of financing the construction and repair of sewers within the County's neighborhood improvement districts. Property taxes will not be levied for debt service on the bonds; instead, property owners within these districts will repay the bonds through annual billings over a period not to exceed 20 years. As of December 31, 2011, \$2,290,868 of the bonds has been issued.

Component Unit

As a normal part of operations, the Board of Trustees may enter into significant contracts and make proposals and commitments of a financial nature for various business reasons. Lease agreements and construction contracts account for substantially all of the Board of Trustees material commitments.

The Board of Trustees entered into contracts for the construction and renovation of outpatient, surgical and administrative areas of the hospital. Remaining commitments for these contracts totaled approximately \$2.8 million at December 31, 2011.

(13) Risk Management

Primary Government

The County maintains broad form insurance coverage for property/casualty, general liability, inland marine, EDP, public officials' errors and omissions, law enforcement errors and omission, and boiler and machinery. The County is a member of the Missouri Public Entity Risk Management Fund (MOPERM), a public entity risk retention pool. The MOPERM Board of Directors includes six member representatives, including the Commissioner of the State's Office of Administration and the Missouri Attorney General. MOPERM has the right to assess members' additional premiums to cover deficiencies in claim payments and may also issue refunds when revenues exceed expenses. Property losses are limited to 125% of scheduled property values and other risks are insured up to \$2,000,000 with deductibles varying between \$10 and \$10,000 per incident. MOPERM is responsible for claims within its specified self-insured retention limits and provides coverage for large losses through excess insurance agreements. The County had no settlements in excess of insurance coverage in any of the past three years. Total premiums paid to MOPERM by the County in 2011 were \$582,765. Premiums paid to Naught for crime insurance and professional engineers/architects insurance were \$2,766.

Self-Insured Employee Benefits

The County maintains three internal service funds to account for its self-insured coverage of County employees and their dependents for health, dental, and workers' compensation benefits. Under these self-insurance programs, coverage is provided up to a maximum of \$85,000, \$1,250 and \$350,000 for each health, dental, and workers' compensation claims, respectively. Additionally, coverage is provided up to a maximum of \$450,000 for police officers for workers' compensation claims. The County has commercial reinsurance for claims in excess of the health and workers' compensation individual claim maximum. No reinsurance is in place for dental because the County's plan does not provide for individual claims in excess of \$1,250. The claims liability, as reported in the Internal Service funds, is based on the GASB Statement No. 10 requirements that a liability for claims be recorded if information prior to the issuance of the financial statements indicates that it is probable that a liability has been incurred at the date of the basic financial statements and the amount of the loss can be reasonably estimated. There were no significant changes in coverage during the year.

BOONE COUNTY, MISSOURINotes To Basic Financial Statements (*Continued*)

Changes in the internal service funds claims liability for the past two years are as follows:

	2011			
	Beginning Of Year Claims Liability	Current Year Claims And Changes In Estimates	Claim Payments	End Of Year Claims Liability
Self-insured health plan, including prescription drugs	\$ 213,748	\$ 1,856,988	\$ (1,931,974)	\$ 138,762
Self-insured dental plan	19,479	191,732	(194,594)	16,617
Self-insured worker's compensation	330,035	265,612	(304,841)	290,806
	<u>\$ 563,262</u>	<u>\$ 2,314,332</u>	<u>\$ (2,431,409)</u>	<u>\$ 446,185</u>

	2010			
	Beginning Of Year Claims Liability	Current Year Claims And Changes In Estimates	Claim Payments	End Of Year Claims Liability
Self-insured health plan, including prescription drugs	\$ 158,778	\$ 2,117,407	\$ (2,062,437)	\$ 213,748
Self-insured dental plan	21,791	190,197	(192,509)	19,479
	<u>323,247</u>	<u>321,162</u>	<u>(314,374)</u>	<u>330,035</u>
	<u>\$ 503,816</u>	<u>\$ 2,628,766</u>	<u>\$ (2,569,320)</u>	<u>\$ 563,262</u>

Component Unit

The Board of Trustees is exposed to various risks of loss related to certain aspects of the Board of Trustees' operations. These legal proceedings are not likely to have a material adverse impact on the funds of the Board of Trustees. Significant losses are covered by commercial insurance. There have been no significant reductions in insurance coverage. Settlement amounts have not exceeded insurance coverage for the current year.

(14) Conduit Debt

During 2008, pursuant to the statutory provisions of Revised Statutes of Missouri (RSMo) 100, the County issued \$15,000,000 of "Chapter 100" bonds in order to finance the construction of a facility and purchase of equipment for Analytical Bio-Chemistry Laboratories, Inc. The bonds are secured by the property financed and are payable solely from payments received on the underlying mortgage loans. Upon payment of the bonds, ownership of the acquired facilities transfers to Analytical Bio-Chemistry Laboratories, Inc. The County is not obligated in any manner for the repayment of the bonds. Accordingly, the bonds are not reported as liabilities in the accompanying basic financial statements.

BOONE COUNTY, MISSOURI

Notes To Basic Financial Statements (Continued)

(15) Fund Deficit

The fund deficit of \$11,112 in the Neighborhood Improvement District nonmajor fund is due to neighborhood improvements being performed in advance of assessments being collected from residents. The deficit will be resolved in future years as assessments are collected.

(16) Combination Of Foundations - Component Unit

The Board of Trustees merged the Walter Johnson Palliative Care Foundation into the Boone Hospital Foundation on June 16, 2011. The Board obtained consent from the family of Walter Johnson for the merger. Concurrent with the merger the Foundation established a separate fund within the Foundation designated for use in the palliative care program. At the merger date, the Walter Johnson Palliative Care Foundation had assets of \$123,727, liabilities of \$33,334, and net assets of \$90,393. There were no material adjustments to conform accounting policies of the Foundation.

(17) Fund Balances

	Major Funds				Nonmajor Governmental Funds	Total Governmental Funds
	General Fund	Road & Bridge Fund	Law Enforcement Services Fund	Series 2008 GO Bond Sewer NID		
Fund Balances						
Nonspendable:						
Prepaid items	\$ 13,189	8,907	—	—	3,419	25,515
Total Nonspendable	<u>13,189</u>	<u>8,907</u>	<u>—</u>	<u>—</u>	<u>3,419</u>	<u>25,515</u>
Restricted for:						
General Government Operations:						
Assessment	—	—	—	—	1,751,747	1,751,747
Collector tax maintenance	—	—	—	—	291,109	291,109
Elections	—	—	—	—	104,812	104,812
Record preservation	—	—	—	—	479,386	479,386
Domestic violence	—	—	—	—	18,054	18,054
Community health	—	—	—	—	1,008,758	1,008,758
Roads and bridges	—	10,731,209	—	—	—	10,731,209
Public safety and judicial	—	—	1,641,578	—	1,503,287	3,144,865
Building improvements	—	—	—	—	703,292	703,292
Debt service	330,439	—	—	101,556	2,686,664	3,118,659
Other purposes	70,139	—	—	—	264	70,403
Total Restricted	<u>400,578</u>	<u>10,731,209</u>	<u>1,641,578</u>	<u>101,556</u>	<u>8,547,373</u>	<u>21,422,294</u>
Committed to:						
Elections	—	—	—	—	107,688	107,688
Building improvements	—	—	—	—	1,149,552	1,149,552
Other purposes	—	—	—	—	99,232	99,232
Total Committed	<u>—</u>	<u>—</u>	<u>—</u>	<u>—</u>	<u>1,356,472</u>	<u>1,356,472</u>
Assigned to:						
Public safety and judicial	—	—	—	—	239,244	239,244
Encumbrances	27,887	—	—	—	—	27,887
Appropriated fund balance	2,625,452	—	—	—	—	2,625,452
Total Assigned	<u>2,653,339</u>	<u>—</u>	<u>—</u>	<u>—</u>	<u>239,244</u>	<u>2,892,583</u>
Unassigned	6,026,997	—	—	—	(13,411)	6,013,586
Total Fund Balances	<u>\$ 9,094,103</u>	<u>10,740,116</u>	<u>1,641,578</u>	<u>101,556</u>	<u>10,133,097</u>	<u>31,710,450</u>

BOONE COUNTY, MISSOURI

Notes To Basic Financial Statements (*Continued*)

(18) Prior Period Adjustment

Capital assets and net assets as of January 1, 2011 have been restated to correct an error in the classification of capital assets. As a result of this change, nondepreciable capital assets as of January 1, 2011 decreased \$875,973, depreciable capital assets as of January 1, 2011 increased \$5,693,739, and net assets as of January 1, 2011 increased \$4,817,766.

(19) Subsequent Events

During 2012, the County extinguished the Series 2005 Special Obligation Bonds in the amount of \$1,800,000 by applying funds held in the Series 2005 debt service fund. Additionally, during 2012, the County issued \$2,230,000 in Series 2012 Certificates of Participation to refund the Series 2003 Special Obligation Bonds.

Required Supplementary Information

BOONE COUNTY, MISSOURI

**REQUIRED SUPPLEMENTARY INFORMATION
SCHEDULE OF REVENUES, EXPENDITURES AND CHANGES IN
FUND BALANCES - BUDGET AND ACTUAL - BUDGET BASIS -
GENERAL FUND**

For The Year Ended December 31, 2011

	Original Budget	Final Revised Budget	Actual	Variance with Final Budget Positive (Negative)
REVENUES				
Property taxes	\$ 2,954,900	2,954,900	3,131,488	176,588
Sales taxes	11,117,000	11,117,000	12,162,398	1,045,398
Other taxes	146,000	146,000	141,583	(4,417)
Licenses and permits	306,809	306,809	369,537	62,728
Intergovernmental	2,271,845	2,556,034	2,030,178	(525,856)
Charges for services	3,455,490	3,496,923	3,685,306	188,383
Fines and Forfeitures	10,000	10,000	12,597	2,597
Investment income	63,164	63,164	213,118	149,954
Miscellaneous:				
Hospital lease revenue	1,694,807	1,694,807	1,703,198	8,391
Other	589,599	614,607	598,726	(15,881)
Total revenues	22,609,614	22,960,244	24,048,129	1,087,885
EXPENDITURES				
Policy and administration:				
Auditor:				
Personal services	265,715	265,715	258,190	7,525
Supplies, services, and other charges	23,708	23,708	20,900	2,808
Total Auditor	289,423	289,423	279,090	10,333
Human Resources:				
Personal services	116,623	116,623	115,784	839
Supplies, services, and other charges	39,845	39,602	33,831	5,771
Total Human Resources	156,468	156,225	149,615	6,610
Purchasing:				
Personal services	142,168	142,168	141,400	768
Supplies, services, and other charges	18,347	18,347	12,573	5,774
Capital outlay	14,025	14,025	12,469	1,556
Total Purchasing	174,540	174,540	166,442	8,098
County Commission:				
Personal services	391,804	391,804	357,542	34,262
Supplies, services, and other charges	64,145	64,145	61,032	3,113
Total County Commission	455,949	455,949	418,574	37,375
County Association Dues:				
Supplies, services, and other charges	37,493	37,493	32,155	5,338
Total County Association Dues	37,493	37,493	32,155	5,338
Emergency and Contingency:				
Supplies, services, and other charges	725,000	607,174	—	607,174
Total Emergency and Contingency	725,000	607,174	—	607,174

(Continued)

BOONE COUNTY, MISSOURI

**REQUIRED SUPPLEMENTARY INFORMATION
SCHEDULE OF REVENUES, EXPENDITURES AND CHANGES IN
FUND BALANCES - BUDGET AND ACTUAL - BUDGET BASIS -
GENERAL FUND****For The Year Ended December 31, 2011**

	Original Budget	Final Revised Budget	Actual	Variance with Final Budget Positive (Negative)
Centralia Office:				
Supplies, services and other charges	\$ 9,859	9,859	9,025	834
Total Centralia Office	<u>9,859</u>	<u>9,859</u>	<u>9,025</u>	<u>834</u>
County Counselor Office:				
Personal services	187,041	187,041	174,595	12,446
Supplies, services and other charges	42,027	42,027	21,697	20,330
Total County Counselor Office	<u>229,068</u>	<u>229,068</u>	<u>196,292</u>	<u>32,776</u>
County Clerk:				
Personal services	289,299	289,299	273,476	15,823
Supplies, services and other charges	23,934	24,387	21,267	3,120
Capital outlay	—	—	—	—
Total County Clerk	<u>313,233</u>	<u>313,686</u>	<u>294,743</u>	<u>18,943</u>
Election and Registration:				
Personal services	325,151	325,574	297,206	28,368
Supplies, services and other charges	181,165	191,665	149,021	42,644
Capital outlay	—	4,300	3,500	800
Total Election and Registration	<u>506,316</u>	<u>521,539</u>	<u>449,727</u>	<u>71,812</u>
Treasurer:				
Personal services	211,615	212,496	196,219	16,277
Supplies, services and other charges	59,388	59,388	49,281	10,107
Capital outlay	800	800	543	257
Total Treasurer	<u>271,803</u>	<u>272,684</u>	<u>246,043</u>	<u>26,641</u>
Collector:				
Personal services	378,913	379,752	350,818	28,934
Supplies, services and other charges	98,958	101,958	78,759	23,199
Total Collector	<u>477,871</u>	<u>481,710</u>	<u>429,577</u>	<u>52,133</u>
Recorder:				
Personal services	389,251	389,251	374,210	15,041
Supplies, services and other charges	68,212	68,212	65,896	2,316
Total Recorder	<u>457,463</u>	<u>457,463</u>	<u>440,106</u>	<u>17,357</u>
Information Technology:				
Personal services	906,821	906,821	887,786	19,035
Supplies, services and other charges	409,516	409,516	329,249	80,267
Capital outlay	49,826	51,631	37,080	14,551
Total Information Technology	<u>1,366,163</u>	<u>1,367,968</u>	<u>1,254,115</u>	<u>113,853</u>

(Continued)

BOONE COUNTY, MISSOURI

**REQUIRED SUPPLEMENTARY INFORMATION
SCHEDULE OF REVENUES, EXPENDITURES AND CHANGES IN
FUND BALANCES - BUDGET AND ACTUAL - BUDGET BASIS -
GENERAL FUND****For The Year Ended December 31, 2011**

	Original Budget	Final Revised Budget	Actual	Variance with Final Budget Positive (Negative)
Geographic Information System - Consortium:				
Supplies, services and other charges	\$ 7,499	7,499	1,892	5,607
Total Geographic Information System - Consortium	7,499	7,499	1,892	5,607
Geographic Information System - County:				
Personal services	117,958	124,958	119,245	5,713
Supplies, services and other charges	40,091	40,091	28,908	11,183
Total Geographic Information System - County	158,049	165,049	148,153	16,896
Nondepartmental:				
Supplies, services and other charges	242,843	246,280	231,795	14,485
Debt service:				
Principal retirement	460,000	460,000	460,000	—
Interest and fiscal charges	106,865	106,865	106,865	—
Total Nondepartmental	809,708	813,145	798,660	14,485
Insurance and Safety:				
Supplies, services and other charges	479,000	479,000	458,836	20,164
Total Insurance and Safety	479,000	479,000	458,836	20,164
Employee Benefits:				
Personal services (Unemployment)	28,000	1,130	—	1,130
Supplies, services and other charges	9,200	12,200	12,060	140
Employee Benefits	37,200	13,330	12,060	1,270
Mail Services:				
Personal services	69,171	69,171	60,929	8,242
Supplies, services and other charges	297,232	297,232	257,581	39,651
Total Mail Services	366,403	366,403	318,510	47,893
Insurance Claim Activity:				
Supplies, services and other charges	22,000	46,788	44,372	2,416
Capital outlay	—	22,792	21,792	1,000
Total Insurance Claim Activity	22,000	69,580	66,164	3,416
Records Management Services:				
Supplies, services and other charges	25,449	25,449	25,686	(237)
Total Records Management Services	25,449	25,449	25,686	(237)
Total Policy and administration	7,375,957	7,314,236	6,195,465	1,118,771

(Continued)

BOONE COUNTY, MISSOURI

**REQUIRED SUPPLEMENTARY INFORMATION
SCHEDULE OF REVENUES, EXPENDITURES AND CHANGES IN
FUND BALANCES - BUDGET AND ACTUAL - BUDGET BASIS -
GENERAL FUND**

For The Year Ended December 31, 2011

	Original Budget	Final Revised Budget	Actual	Variance with Final Budget Positive (Negative)
Law enforcement and judicial:				
Public Administrator:				
Personal services	\$ 284,423	285,744	273,731	12,013
Supplies, services and other charges	46,717	46,717	39,131	7,586
Total Public Administrator	<u>331,140</u>	<u>332,461</u>	<u>312,862</u>	<u>19,599</u>
Circuit Court:				
Personal services	980,617	982,576	942,287	40,289
Supplies, services and other charges	456,155	456,155	430,282	25,873
Capital outlay	11,560	11,560	7,957	3,603
Total Circuit Court	<u>1,448,332</u>	<u>1,450,291</u>	<u>1,380,526</u>	<u>69,765</u>
Circuit Clerk:				
Personal services	163,768	163,780	163,779	1
Supplies, services and other charges	346,755	344,405	327,463	16,942
Capital outlay	3,300	5,638	5,638	—
Total Circuit Clerk	<u>513,823</u>	<u>513,823</u>	<u>496,880</u>	<u>16,943</u>
Jury Services and Court Costs:				
Supplies, services and other charges	240,250	236,844	136,048	100,796
Capital outlay	5,600	9,006	7,970	1,036
Total Jury Services and Court Costs	<u>245,850</u>	<u>245,850</u>	<u>144,018</u>	<u>101,832</u>
Juvenile Office:				
Personal services	116,162	116,162	84,479	31,683
Supplies, services and other charges	285,177	285,177	244,408	40,769
Capital outlay	9,540	9,540	6,203	3,337
Total Juvenile Office	<u>410,879</u>	<u>410,879</u>	<u>335,090</u>	<u>75,789</u>
Juvenile Justice Center:				
Personal services	139,547	139,643	111,875	27,768
Supplies, services and other charges	210,370	209,858	172,572	37,286
Capital outlay	4,896	5,673	5,672	1
Total Juvenile Justice Center	<u>354,813</u>	<u>355,174</u>	<u>290,119</u>	<u>65,055</u>
Judicial Grants and Contracts:				
Personal services	115,976	198,322	190,170	8,152
Supplies, services and other charges	186,824	271,942	176,355	95,587
Capital outlay	5,925	8,291	8,171	120
Total Judicial Grants and Contracts	<u>308,725</u>	<u>478,555</u>	<u>374,696</u>	<u>103,859</u>

(Continued)

BOONE COUNTY, MISSOURI

**REQUIRED SUPPLEMENTARY INFORMATION
SCHEDULE OF REVENUES, EXPENDITURES AND CHANGES IN
FUND BALANCES - BUDGET AND ACTUAL - BUDGET BASIS -
GENERAL FUND**

For The Year Ended December 31, 2011

	Original Budget	Final Revised Budget	Actual	Variance with Final Budget Positive (Negative)
Sheriff:				
Personal services	\$ 3,273,060	3,306,749	3,277,321	29,428
Supplies, services and other charges	724,591	736,135	703,420	32,715
Capital outlay	—	22,381	1,885	20,496
Total Sheriff	<u>3,997,651</u>	<u>4,065,265</u>	<u>3,982,626</u>	<u>82,639</u>
Corrections:				
Personal services	2,800,791	2,811,175	2,485,329	325,846
Supplies, services and other charges	1,319,928	1,331,932	1,290,871	41,061
Capital outlay	53,795	53,795	46,311	7,484
Total Corrections	<u>4,174,514</u>	<u>4,196,902</u>	<u>3,822,511</u>	<u>374,391</u>
Sheriff's Grants:				
Supplies, services and other charges	—	1,728	1,728	—
Capital outlay	—	448	447	1
Total Corrections	<u>—</u>	<u>2,176</u>	<u>2,175</u>	<u>1</u>
Prosecuting Attorney:				
Personal services	1,373,119	1,373,119	1,356,253	16,866
Supplies, services and other charges	233,842	233,842	233,383	459
Capital outlay	—	23,425	23,425	—
Total Prosecuting Attorney	<u>1,606,961</u>	<u>1,630,386</u>	<u>1,613,061</u>	<u>17,325</u>
Victim Witness:				
Personal services	140,460	157,497	157,227	270
Supplies, services and other charges	21,301	37,301	35,173	2,128
Total Victim Witness	<u>161,761</u>	<u>194,798</u>	<u>192,400</u>	<u>2,398</u>
IV-D:				
Personal services	345,863	350,033	310,598	39,435
Supplies, services and other charges	50,333	50,333	40,114	10,219
Capital outlay	99	99	74	25
Total IV-D	<u>396,295</u>	<u>400,465</u>	<u>350,786</u>	<u>49,679</u>
Prosecuting Attorney Retirement:				
Supplies, services and other charges	7,752	7,752	7,752	—
Total Prosecuting Attorney Retirement	<u>7,752</u>	<u>7,752</u>	<u>7,752</u>	<u>—</u>
Medical Examiner:				
Supplies, services and other charges	185,860	185,860	185,859	1
Capital outlay	38,347	38,347	38,347	—
Total Medical Examiner	<u>224,207</u>	<u>224,207</u>	<u>224,206</u>	<u>1</u>

(Continued)

BOONE COUNTY, MISSOURI

**REQUIRED SUPPLEMENTARY INFORMATION
SCHEDULE OF REVENUES, EXPENDITURES AND CHANGES IN
FUND BALANCES - BUDGET AND ACTUAL - BUDGET BASIS -
GENERAL FUND**

For The Year Ended December 31, 2011

	Original Budget	Final Revised Budget	Actual	Variance with Final Budget Positive (Negative)
Public Defender:				
Supplies, services and other charges	\$ 29,532	29,532	29,532	—
Total Public Defender	29,532	29,532	29,532	—
Emergency Services and Dispatch:				
Supplies, services and other charges	752,806	752,806	677,338	75,468
Total Emergency Services and Dispatch	752,806	752,806	677,338	75,468
Total Law enforcement and judicial	14,965,041	15,291,322	14,236,578	1,054,744
Environment, protective inspection, and infrastructure:				
NID Administration:				
Supplies, services and other charges	9,500	9,500	6,726	2,774
Total NID Administration	9,500	9,500	6,726	2,774
Solid Waste Recycling:				
Personal services	15,979	15,979	15,932	47
Supplies, services and other charges	46,738	46,738	36,459	10,279
Capital outlay	—	—	—	
Total Solid Waste Recycling	62,717	62,717	52,391	10,326
Boone Co. Regional Sewer Dist. Mgmt. Service:				
Personal services	4,755	4,755	4,730	25
Total Boone Co. Regional Sewer Dist. Mgmt. Service	4,755	4,755	4,730	25
Planning and Zoning:				
Personal services	297,117	297,117	294,930	2,187
Supplies, services and other charges	30,547	30,547	22,279	8,268
Total Planning and Zoning	327,664	327,664	317,209	10,455
Building Codes:				
Personal services	352,641	352,641	316,199	36,442
Supplies, services and other charges	40,847	40,847	38,103	2,744
Capital outlay	24,000	24,000	22,248	1,752
Total Building Codes	417,488	417,488	376,550	40,938
Stormwater Administration:				
Supplies, services and other charges	—	35,623	35,623	—
Total Social Services	—	35,623	35,623	—

(Continued)

BOONE COUNTY, MISSOURI

**REQUIRED SUPPLEMENTARY INFORMATION
SCHEDULE OF REVENUES, EXPENDITURES AND CHANGES IN
FUND BALANCES - BUDGET AND ACTUAL - BUDGET BASIS -
GENERAL FUND**

For The Year Ended December 31, 2011

	Original Budget	Final Revised Budget	Actual	Variance with Final Budget Positive (Negative)
Hinkson Creek Watershed:				
Personal services	\$ 5,764	5,764	5,001	763
Supplies, services and other charges	192,175	192,175	578	191,597
Total Bonne Femme Creek Watershed	<u>197,939</u>	<u>197,939</u>	<u>5,579</u>	<u>192,360</u>
 Total Environment, protective inspection and infrastructure	 <u>1,020,063</u>	 <u>1,055,686</u>	 <u>798,808</u>	 <u>256,878</u>
 Community health and public services:				
Community Health:				
Supplies, services and other charges	1,010,145	1,010,145	855,060	155,085
Total Community Health	<u>1,010,145</u>	<u>1,010,145</u>	<u>855,060</u>	<u>155,085</u>
 Social Services:				
Supplies, services and other charges	118,393	118,393	113,912	4,481
Total Social Services	<u>118,393</u>	<u>118,393</u>	<u>113,912</u>	<u>4,481</u>
 Community Services:				
Supplies, services and other charges	145,260	145,260	144,060	1,200
Total Community Services	<u>145,260</u>	<u>145,260</u>	<u>144,060</u>	<u>1,200</u>
 Animal Control:				
Supplies, services and other charges	167,304	167,304	155,402	11,902
Total Animal Control	<u>167,304</u>	<u>167,304</u>	<u>155,402</u>	<u>11,902</u>
 On-Site Waste Water:				
Supplies, services and other charges	73,699	73,699	68,559	5,140
Total On-Site Waste Water	<u>73,699</u>	<u>73,699</u>	<u>68,559</u>	<u>5,140</u>
 Total Community health and public services	<u>1,514,801</u>	<u>1,514,801</u>	<u>1,336,993</u>	<u>177,808</u>
 Economic vitality:				
Economic Support:				
Supplies, services and other charges	54,000	54,000	54,000	—
Total Economic Support	<u>54,000</u>	<u>54,000</u>	<u>54,000</u>	<u>—</u>
 Total Economic vitality	<u>54,000</u>	<u>54,000</u>	<u>54,000</u>	<u>—</u>

(Continued)

BOONE COUNTY, MISSOURI

**REQUIRED SUPPLEMENTARY INFORMATION
SCHEDULE OF REVENUES, EXPENDITURES AND CHANGES IN
FUND BALANCES - BUDGET AND ACTUAL - BUDGET BASIS -
GENERAL FUND**

For The Year Ended December 31, 2011

	Original Budget	Final Revised Budget	Actual	Variance with Final Budget Positive (Negative)
Beautification and recreation:				
Parks and Recreation:				
Supplies, services and other charges	\$ 76,735	76,735	48,576	28,159
Total Parks and Recreation	<u>76,735</u>	<u>76,735</u>	<u>48,576</u>	<u>28,159</u>
Total Beautification and recreation	<u>76,735</u>	<u>76,735</u>	<u>48,576</u>	<u>28,159</u>
Total expenditures	<u>25,006,597</u>	<u>25,306,780</u>	<u>22,670,420</u>	<u>2,636,360</u>
REVENUES OVER (UNDER) EXPENDITURES	<u>(2,396,983)</u>	<u>(2,346,536)</u>	<u>1,377,709</u>	<u>3,724,245</u>
OTHER FINANCING SOURCES (USES)				
Transfers in	—	100,213	100,212	(1)
Transfers out	(60,000)	(239,281)	(239,130)	151
Insurance proceeds	—	11,281	11,281	—
Sale of capital assets	5,100	7,100	51,646	44,546
Total other financing sources (uses)	<u>(54,900)</u>	<u>(120,687)</u>	<u>(75,991)</u>	<u>44,696</u>
NET CHANGE IN FUND BALANCE	<u>\$ (2,451,883)</u>	<u>(2,467,223)</u>	1,301,718	<u>3,768,941</u>
FUND BALANCES (GAAP), beginning of year			7,951,377	
Less encumbrances, beginning of year			(186,233)	
Add encumbrances, end of year			<u>27,241</u>	
FUND BALANCES (GAAP), end of year			<u>\$ 9,094,103</u>	

BOONE COUNTY, MISSOURI

**REQUIRED SUPPLEMENTARY INFORMATION
SCHEDULE OF REVENUES, EXPENDITURES AND CHANGES IN
FUND BALANCES - BUDGET AND ACTUAL - BUDGET BASIS -
ROAD AND BRIDGE FUND
For The Year Ended December 31, 2011**

	Original Budget	Final Revised Budget	Actual	Variance with Final Budget Positive (Negative)
REVENUES				
Property taxes	\$ 1,228,600	1,228,600	1,293,422	64,822
Sales taxes	11,470,000	11,470,000	12,524,018	1,054,018
Licenses and permits	9,500	9,500	10,742	1,242
Intergovernmental	1,157,000	1,157,000	1,334,926	177,926
Charges for services	483,400	490,525	284,230	(206,295)
Investment income	46,610	115,185	61,967	(53,218)
Miscellaneous	1,000	1,000	3,700	2,700
Total revenues	14,396,110	14,471,810	15,513,005	1,041,195
EXPENDITURES				
Environment, protective inspection, and infrastructure:				
Maintenance Operations:				
Personal services	2,839,240	2,839,240	2,731,431	107,809
Supplies, services, and other charges	4,260,520	4,262,520	3,177,896	1,084,624
Capital outlay	1,070,567	1,068,567	1,067,089	1,478
Total Maintenance Operations	8,170,327	8,170,327	6,976,416	1,193,911
Pavement Preservation:				
Supplies, services, and other charges	2,000,000	2,068,575	1,943,146	125,429
Total Design and Construction	2,000,000	2,068,575	1,943,146	125,429
Design and Construction:				
Personal services	849,558	849,558	775,259	74,299
Supplies, services, and other charges	2,820,938	2,802,757	2,038,311	764,446
Capital outlay	50,176	50,176	40,280	9,896
Total Design and Construction	3,720,672	3,702,491	2,853,850	848,641
Stormwater Administration:				
Personal services	103,465	101,965	99,055	2,910
Supplies, services, and other charges	12,000	28,776	27,279	1,497
Capital outlay	—	2,905	2,905	—
Total Design and Construction	115,465	133,646	129,239	4,407
Insurance Activity:				
Supplies, services, and other charges	40,000	40,000	8,228	31,772
Total Insurance Activity	40,000	40,000	8,228	31,772

(Continued)

BOONE COUNTY, MISSOURI

**REQUIRED SUPPLEMENTARY INFORMATION
SCHEDULE OF REVENUES, EXPENDITURES AND CHANGES IN
FUND BALANCES - BUDGET AND ACTUAL - BUDGET BASIS -
ROAD AND BRIDGE FUND
For The Year Ended December 31, 2011**

	<u>Original Budget</u>	<u>Final Revised Budget</u>	<u>Actual</u>	<u>Variance with Final Budget Positive (Negative)</u>
Administration:				
Distributions to other political subdivisions and other charges	\$ 3,112,104	3,112,104	2,760,892	351,212
Total Administration	<u>3,112,104</u>	<u>3,112,104</u>	<u>2,760,892</u>	<u>351,212</u>
 Total Environment, protective inspection, and infrastructure	<u>17,158,568</u>	<u>17,227,143</u>	<u>14,671,771</u>	<u>2,555,372</u>
 Total expenditures	<u>17,158,568</u>	<u>17,227,143</u>	<u>14,671,771</u>	<u>2,555,372</u>
 REVENUES OVER (UNDER) EXPENDITURES	(2,762,458)	(2,755,333)	841,234	3,596,567
 OTHER FINANCING SOURCES (USES)				
Transfers in	—	—	—	—
Insurance proceeds	—	—	—	—
Sale of capital assets	<u>150,000</u>	<u>150,000</u>	<u>6,939</u>	<u>(143,061)</u>
 Total other financing sources (uses)	150,000	150,000	6,939	(143,061)
 NET CHANGE IN FUND BALANCE	\$ <u><u>(2,612,458)</u></u>	<u><u>(2,605,333)</u></u>	848,173	<u><u>3,453,506</u></u>
 FUND BALANCES (GAAP), beginning of year			9,086,003	
Less encumbrances, beginning of year			(1,421,438)	
Add encumbrances, end of year			<u>2,227,378</u>	
 FUND BALANCES (GAAP), end of year			\$ <u><u>10,740,116</u></u>	

BOONE COUNTY, MISSOURI

**REQUIRED SUPPLEMENTARY INFORMATION
SCHEDULE OF REVENUES, EXPENDITURES AND CHANGES IN FUND BALANCES -
BUDGET AND ACTUAL - BUDGET BASIS -
LAW ENFORCEMENT SERVICES FUND
For The Year Ended December 31, 2011**

	Original Budget	Final Revised Budget	Actual	Variance with Final Budget Positive (Negative)
REVENUES				
Sales taxes	\$ 2,775,000	2,775,000	3,035,421	260,421
Intergovernmental	—	6,024	8,110	2,086
Investment income	5,895	5,895	8,033	2,138
Total revenues	2,780,895	2,786,919	3,051,564	264,645
EXPENDITURES				
Law enforcement and judicial:				
Emergency and Contingency:				
Supplies, services, and other charges	25,000	23,615	—	23,615
Total Emergency and Contingency	25,000	23,615	—	23,615
Sheriff Operations:				
Personal services	1,063,483	1,063,483	982,962	80,521
Supplies, services, and other charges	209,571	210,260	188,896	21,364
Capital outlay	285,979	291,314	288,731	2,583
Total Sheriff Operations	1,559,033	1,565,057	1,460,589	104,468
Corrections:				
Personal services	651,333	651,333	640,896	10,437
Supplies, services, and other charges	27,132	28,372	25,248	3,124
Capital outlay	48,544	48,689	48,689	—
Total Corrections	727,009	728,394	714,833	13,561
Prosecuting Attorney:				
Personal services	272,342	272,342	263,161	9,181
Supplies, services, and other charges	5,796	5,796	5,278	518
Total Prosecuting Attorney	278,138	278,138	268,439	9,699
Alternative Sentencing Programs:				
Personal services	243,961	243,961	220,917	23,044
Supplies, services, and other charges	86,474	86,474	70,368	16,106
Capital outlay	1,560	1,560	1,055	505
Total Alternative Sentencing Programs	331,995	331,995	292,340	39,655
Law Enforcement/Judicial Information System:				
Supplies, services, and other charges	35,166	35,166	28,633	6,533
Total Law Enforcement/Judicial Info System	35,166	35,166	28,633	6,533

(Continued)

BOONE COUNTY, MISSOURI

REQUIRED SUPPLEMENTARY INFORMATION
SCHEDULE OF REVENUES, EXPENDITURES AND CHANGES IN FUND BALANCES -
BUDGET AND ACTUAL - BUDGET BASIS -
LAW ENFORCEMENT SERVICES FUND
For The Year Ended December 31, 2011

	<u>Original Budget</u>	<u>Final Revised Budget</u>	<u>Actual</u>	<u>Variance with Final Budget Positive (Negative)</u>
Contract Inmate Housing:				
Supplies, services, and other charges	\$ 228,000	228,000	173,073	54,927
Total Contract Inmate Housing	<u>228,000</u>	<u>228,000</u>	<u>173,073</u>	<u>54,927</u>
Information System - Court Only:				
Supplies, services, and other charges	3,422	3,422	2,100	1,322
Capital outlay	—	—	—	—
Total Information System - Court Only	<u>3,422</u>	<u>3,422</u>	<u>2,100</u>	<u>1,322</u>
Total Law enforcement and judicial	<u>3,187,763</u>	<u>3,193,787</u>	<u>2,940,007</u>	<u>253,780</u>
Total expenditures	<u>3,187,763</u>	<u>3,193,787</u>	<u>2,940,007</u>	<u>253,780</u>
REVENUES OVER (UNDER) EXPENDITURES	(406,868)	35,721	111,557	518,425
OTHER FINANCING SOURCES (USES)				
Sale of capital assets	<u>35,721</u>	<u>35,721</u>	<u>25,042</u>	<u>(10,679)</u>
Total other financing sources (uses)	<u>35,721</u>	<u>35,721</u>	<u>25,042</u>	<u>(10,679)</u>
NET CHANGE IN FUND BALANCE	<u>\$ (371,147)</u>	<u>(406,868)</u>	136,599	<u>507,746</u>
FUND BALANCES (GAAP), beginning of year			1,486,126	
Less encumbrances, beginning of year			(8,266)	
Add encumbrances, end of year			<u>27,119</u>	
FUND BALANCES (GAAP), end of year			<u>\$ 1,641,578</u>	

BOONE COUNTY, MISSOURI

NOTES TO BUDGETARY COMPARISON INFORMATION December 31, 2011

Explanation Of Budgetary Basis Of Accounting

The County's policy is to prepare the annual operating budget on a basis that includes encumbrances as the equivalent of expenditures. The statement of revenues, expenditures, and changes in fund balances-governmental funds excludes outstanding encumbrances in accordance with U.S. generally accepted accounting principles of the modified accrual basis of accounting. However, budgeted expenditures include both expenditures and encumbrances (budget basis). Therefore, in order to match reported results (actual) to the budget and to provide a useful comparison, it is necessary to include encumbrances outstanding at the end of the year and exclude encumbrances outstanding at the beginning of the year. Unencumbered appropriations lapse at year end.

Explanation Of Budgetary Process

The County follows these procedures in establishing the budgetary data using the following dates as targets:

- a. July: County Auditor develops and distributes budget guidelines and instructions to each elected official and department head.
- b. September 1: Budget requests due to County Auditor.
- c. September and October: The County Auditor and County Commission review budget requests and schedule work sessions with elected officials and department directors, as necessary.
- d. November 15: County Auditor delivers proposed Budget to County Commission.
- e. November 15 through December 15: County Commission holds public hearings on the Proposed Budget.
- f. January 10: Statutory deadline for adoption of the budget by the County Commission. However, in the year in which any commissioner's new term begins, the statutory deadline is January 31.

For fiscal year 2011, the County Commission adopted an annual budget for the General Fund, the Special Revenue Funds, the Debt Service Funds, the Capital Projects Funds, and the Internal Service Funds.

Budget amendments must be authorized by the County Commission or other appropriating authority as determined by state statute. Supplemental appropriations are made by the applicable authority throughout the year. Such supplemental appropriations were insignificant for the fiscal year ended December 31, 2011.

The County Commission approves the annual budget by class of transaction at the department level for each fund. The County also maintains an encumbrance accounting system as one technique of accomplishing budgetary control. Unencumbered appropriations lapse at fiscal year end, while open encumbrances are reported at year end as assigned fund balance in the General Fund, and as restricted, committed, or assigned fund balance, as appropriate, in the other funds.

BOONE COUNTY, MISSOURI

**REQUIRED SUPPLEMENTARY INFORMATION -
OTHER POST-EMPLOYMENT BENEFITS
December 31, 2011**

Schedule Of Funding Progress

Actuarial Valuation Date	Actuarial Value Of Assets (a)	Actuarial Accrued Liability (AAL) (b)	Unfunded AAL (UAAL)	Funded Ratio (a/b)	Covered Payroll (c)	UAAAL As A Percentage Of Covered Payroll {(b-a)/c}
12/31/2010	\$ —	\$ 461,000	\$ 461,000	0.0%	\$ 16,800,000	2.7%
12/31/2008	\$ —	\$ 422,000	\$ 422,000	0.0%	\$ 16,830,000	2.5%

Note: Pursuant to GASB Statement No. 45, actuarial valuations are required to be obtained for other post-employment benefits on a biannual basis. The County's next actuarial valuation will be obtained for the year beginning January 1, 2012.

Other Supplementary Information

**Combining And Individual Fund
Financial Statements And Schedules**

BOONE COUNTY, MISSOURI

**COMBINING BALANCE SHEET -
NONMAJOR GOVERNMENTAL FUNDS
December 31, 2011**

	Special Revenue	Debt Service	Capital Project	Total Nonmajor Governmental Funds
ASSETS				
Cash and cash equivalents	\$ 837,449	63,139	24,513	925,101
Investments	4,671,903	212,184	1,844,714	6,728,801
Accrued interest	3,353	1,316	1,535	6,204
Accounts receivable	127,098	—	—	127,098
Commissions receivable	192,528	—	—	192,528
Assessments receivable	—	945,990	—	945,990
Sales taxes receivable	—	—	1,945	1,945
Due from other funds	177	—	—	177
Due from other governments	81,101	—	12,267	93,368
Prepaid items	3,419	—	—	3,419
Restricted assets:				
Cash and cash equivalents	—	2,377,384	—	2,377,384
Total assets	5,917,028	3,600,013	1,884,974	11,402,015
LIABILITIES AND FUND BALANCES				
Liabilities:				
Accounts payable	118,875	—	32,130	151,005
Wages payable	29,130	—	—	29,130
Accrued liabilities	2,553	—	—	2,553
Due to other funds	21,734	—	—	21,734
Due to other governments	70	—	—	70
Due to others	1,134	—	—	1,134
Advance from other funds	58,826	176	—	59,002
Deferred revenue	21,118	913,173	—	934,291
Loans payable to other funds	69,999	—	—	69,999
Total liabilities	323,439	913,349	32,130	1,268,918
Fund balances:				
Nonspendable	3,419	—	—	3,419
Restricted	5,157,417	2,686,664	703,292	8,547,373
Committed	206,920	—	1,149,552	1,356,472
Assigned	239,244	—	—	239,244
Undesignated	(13,411)	—	—	(13,411)
Total fund balances	5,593,589	2,686,664	1,852,844	10,133,097
Total liabilities and fund balances	\$ 5,917,028	3,600,013	1,884,974	11,402,015

BOONE COUNTY, MISSOURI

**COMBINING STATEMENT OF REVENUES, EXPENDITURES AND
CHANGES IN FUND BALANCES -
NONMAJOR GOVERNMENTAL FUNDS
For The Year Ended December 31, 2011**

	Special Revenue	Debt Service	Capital Project	Total Nonmajor Governmental Funds
REVENUES				
Assessments	\$ 174,142	100,945	—	275,087
Sales taxes	255,658	—	13,156	268,814
Licenses and permits	75,989	—	—	75,989
Intergovernmental	715,268	14,510	38,423	768,201
Charges for services	1,771,017	—	—	1,771,017
Fines and forfeitures	31,361	—	—	31,361
Investment income	33,480	12,479	20,233	66,192
Miscellaneous:				
Hospital lease	500,000	—	—	500,000
Contributions	6,950	—	—	6,950
Other	42,102	—	35,182	77,284
Total revenues	<u>3,605,967</u>	<u>127,934</u>	<u>106,994</u>	<u>3,840,895</u>
EXPENDITURES				
Current:				
General government operations	1,192,054	—	—	1,192,054
Law enforcement and judicial	842,369	—	—	842,369
Environment, protective inspection, and infrastructure	178,955	—	—	178,955
Community health and public services	38,825	—	—	38,825
Beautification and recreation	167,062	—	—	167,062
Interfund services used	204,288	—	—	204,288
Capital outlay	174,121	—	1,578,446	1,752,567
Debt service:				
Principal retirement	—	194,807	—	194,807
Interest and fiscal charges	—	161,958	—	161,958
Total expenditures	<u>2,797,674</u>	<u>356,765</u>	<u>1,578,446</u>	<u>4,732,885</u>
REVENUES OVER (UNDER) EXPENDITURES	<u>808,293</u>	<u>(228,831)</u>	<u>(1,471,452)</u>	<u>(891,990)</u>
OTHER FINANCING SOURCES (USES)				
Transfers in	222,144	117,649	30,466	370,259
Transfers out	(227,965)	(33,519)	(13,595)	(275,079)
Proceeds of GO Bonds	562,132	—	—	562,132
Total other financing sources (uses)	<u>556,311</u>	<u>84,130</u>	<u>16,871</u>	<u>657,312</u>
NET CHANGE IN FUND BALANCES	1,364,604	(144,701)	(1,454,581)	(234,678)
FUND BALANCES, beginning of year	<u>4,228,985</u>	<u>2,831,365</u>	<u>3,307,425</u>	<u>10,367,775</u>
FUND BALANCES, end of year	<u>\$ 5,593,589</u>	<u>2,686,664</u>	<u>1,852,844</u>	<u>10,133,097</u>

See accompanying independent auditors' report.

BOONE COUNTY, MISSOURI

SPECIAL REVENUE FUNDS

Special Revenue Funds are used to account for the proceeds of specific or restricted revenue sources or to finance specified activities as required by law or administrative regulations.

Special Building Project Citizen Contribution Fund - To account for citizen contributions towards County building projects.

Assessment Fund - To account for the operations of the County Assessor's office, which includes the cost of performing a reassessment of all taxable real property as required by Statute 137.750. Financing is provided by the state and a commission received from property tax collections.

E-911 Emergency Telephone Fund - To account for the collection and disbursement of the 2% tax on land line local tariffs, authorized in Statute 190.305, used to operate the enhanced 911 emergency telephone system.

Domestic Violence Fund - To account for fees collected under Statute 455.2 to provide shelter for victims of domestic violence.

Hospital Profit Share Fund - To account for additional lease compensation moneys received pursuant to the lease of Boone Hospital Center.

Local Emergency Planning Committee Fund - To account for funds received by the Local Emergency Planning Committee from the State of Missouri.

Collector Tax Maintenance Fund - To account for the additional delinquent fees and commissions authorized by Statute 52.312-317. The additional fees supplement the General Fund operating budget for the Collector.

Fairground Maintenance Fund - To account for the maintenance and repair of the Boone County Fairgrounds. The resources of this fund were derived from the net insurance proceeds resulting from building damage sustained at the site in fiscal year 2002.

Community Health/Medical (Hospital Lease) Fund - To account for dedicated revenues received pursuant to the Boone Hospital Lease and which are intended to fund community health and medical needs.

Stormwater Grants - To account for expenditures and corresponding reimbursement revenues from federal monies received.

Boone County Fairground Regional Recreation District - To account for the collection and disbursement of a real sales tax of one-half of one cent on all retail sales within the Boone County Fairgrounds Regional Recreation District.

Election Services Fund - To account for charges levied to all entities participating in an election, not to exceed 5% of total election costs.

Federal HAVA Election Fund - To account for revenues and expenses related to federal monies received in conjunction with the Help America Vote Act (HAVA).

Election Equipment Replacement Fund - To account for moneys collected by the local election authority as an equipment rental fee while conducting local elections. This fund is intended to provide a means for accumulating resources for the eventual replacement of existing voting equipment.

BOONE COUNTY, MISSOURI

SPECIAL REVENUE FUNDS

Sheriff Forfeiture Fund - To account for certain fines and forfeitures collected by the Sheriff's department.

Sheriff Training Fund - To account for fees collected under Statute 590 for providing training for peace officers.

Public Safety Citizen Contributions Fund - To account for private donations specifically set aside for the following programs: neighborhood watch, community traffic safety, Drug Abuse Resistance Education (D.A.R.E.), and internet crimes task force.

Law Enforcement Department of Justice Grants Fund - To account for U.S. Dept of Justice grant funds to be used for local law enforcement.

Sheriff Civil Charges Fund - To account for civil charges collected by the Sheriff.

Sheriff Revolving Fund - To account for revolving funds collected by the Sheriff.

Inmate Security Fund - To account for fees authorized and collected for the purpose of developing, implementing, and maintaining a biometric verification system to ensure that inmates can be properly identified and tracked within the jail system.

Prosecuting Attorney Training Fund - To account for fees collected under Statute 56.765 for the purpose of providing additional training for prosecuting attorneys and their staff.

Prosecuting Attorney Tax Collection Fund - To account for fees collected under Statute 136.15 for the Prosecuting Attorney's collection of delinquent taxes, licenses, and fees for the State of Missouri.

Prosecuting Attorney Contingency Fund - To account for fees collected under Statute 56.330 for the payment of incidental expenses incurred in the Prosecuting Attorney's office.

Prosecuting Attorney Bad Check Collection Fund - To account for the revenues and expenditures of the Prosecuting Attorney for the collection of insufficient funds checks as provided in Statute 570.1. The Prosecuting Attorney retains a fee based on the amount of the collection recovered.

Prosecuting Attorney Forfeiture Fund - To account for federal drug money collected by the prosecuting attorney and used for expenditures related to the prosecution of drug-related cases.

Record Preservation Fund - To account for fees collected under Statute 59.319 for record storage, microfilming and preservation.

Family Services and Justice Fund - Accounts for the revenues and expenditures associated with family court. In 1993, the state legislature passed legislation that created a family court in the Thirteenth Judicial Circuit. The law provides for the collection of a \$30 fee per each family court case, which is deposited into this fund.

Circuit Drug Court Fund - To account for fees received from defendants who participate in the Drug Court program.

Administration of Justice Fund - To account for late fees collected pursuant to RSMo 488.5025.1-2 to be used for the general administration of justice.

BOONE COUNTY, MISSOURI

SPECIAL REVENUE FUNDS

Recovery Acts Cyber Crimes/VAW Fund - To account for expenditures and corresponding reimbursement revenues from federal stimulus (ARRA - American Recovery and Re-investment Act) pertaining to operation of the Cyber Crimes Investigative Unit and the Violence Against Women program.

JAG Recovery Act Stimulus Fund - To account for Justice Assistance Grant (JAG) expenditures and revenues received from federal stimulus funds (ARRA - American Recovery and Re-investment Act) to be used for local law enforcement.

Neighborhood Improvement District - To account for revenue and expenditures of construction repair of roads and sewers in Neighborhood Improvement Districts (NIDs).

Law Library Fund - To account for fees collected under Statutes 514.47 and 514.48 for the maintenance and upkeep of a law library.

BOONE COUNTY, MISSOURI

**COMBINING BALANCE SHEET
NONMAJOR SPECIAL REVENUE FUNDS
December 31, 2011**

	Special Bldg Project Citizen Contribution	Assessment	E-911 Emergency Telephone	Domestic Violence	Hospital Profit Share	Local Emergency Planning Committee	Collector Tax Maintenance	Fairground Maintenance	Community Health/Med (Hospital Lease)	Stormwater Grants	Boone County Fairground Regional Rec District	Election Services
ASSETS												
Cash and cash equivalents	\$	—	553,279	—	—	—	—	97,833	—	—	4	—
Investments	2,882	1,056,895	885,372	16,422	—	38,335	219,651	3,467	1,008,041	—	—	104,858
Accrued interest	2	780	613	9	—	27	157	10	717	—	—	76
Accounts receivable	—	—	24,339	1,623	—	—	71,374	4,253	—	—	—	—
Commissions receivable	—	192,528	—	—	—	—	—	—	—	—	—	—
Due from other funds	—	—	—	—	—	—	—	—	—	177	—	—
Due from other governments	—	—	—	—	—	—	—	—	—	54,682	—	—
Prepaid items	—	500	—	—	—	—	—	—	—	—	—	—
Total assets	2,884	1,803,982	910,324	18,054	—	38,362	291,182	105,563	1,008,758	54,859	4	104,934
LIABILITIES AND FUND BALANCES												
Liabilities:												
Accrued liabilities	—	1,791	—	—	—	—	—	—	—	134	—	—
Due to other funds	—	21,706	—	—	—	—	—	—	—	—	—	—
Due to other governments	—	—	—	—	—	—	—	—	—	—	—	—
Due to others	—	—	—	—	—	—	—	—	—	—	—	—
Advance from other funds	—	—	—	—	—	—	—	—	—	48,351	—	—
Deferred revenue	—	—	—	—	—	—	—	—	—	—	—	—
Loan payable to other funds	—	—	—	—	—	—	—	—	—	—	—	—
Total liabilities	—	23,497	—	—	—	—	—	—	—	48,485	—	—
Fund balances:												
Nonspendable	—	500	—	—	—	—	—	—	—	—	—	—
Restricted	—	1,751,747	901,929	18,054	—	38,362	291,109	—	1,008,758	260	4	104,812
Committed	2,884	—	—	—	—	—	—	96,348	—	—	—	—
Assigned	—	—	—	—	—	—	—	—	—	—	—	—
Unassigned	—	28,238	8,395	—	—	—	73	9,215	—	6,114	—	122
Total fund balances	2,884	1,780,485	910,324	18,054	—	38,362	291,182	105,563	1,008,758	6,374	4	104,934
Total liabilities and fund balances	\$ 2,884	1,803,982	910,324	18,054	—	38,362	291,182	105,563	1,008,758	54,859	4	104,934

(Continued)

BOONE COUNTY, MISSOURI

**COMBINING BALANCE SHEET
NONMAJOR SPECIAL REVENUE FUNDS
December 31, 2011**

	Federal HAVA Election	Election Equipment Replacement	Sheriff Forfeiture	Sheriff Training	Public Safety Citizen Contributions	Law Enforcement Department of Justice Grants	Sheriff Civil Charges	Sheriff Revolving	Inmate Security	Prosecuting Attorney Training	Prosecuting Attorney Tax Collection	Prosecuting Attorney Contingency
ASSETS												
Cash and cash equivalents	\$	—	—	—	—	21,808	—	—	—	—	—	—
Investments		107,611	70,723	12,142	7,620	—	18,747	107,367	90,557	3,693	22,250	—
Accrued interest		77	56	8	5	—	24	75	63	3	17	—
Accounts receivable		—	—	—	—	—	—	—	—	332	8,091	—
Commissions receivable		—	—	—	—	—	—	—	—	—	—	—
Due from other funds		—	—	—	—	—	—	—	—	—	—	—
Due from other governments		—	—	1,288	—	—	—	546	1,291	—	—	—
Prepaid items		—	—	620	—	—	—	—	—	—	—	—
Restricted Assets		—	—	—	—	—	—	—	—	—	—	—
Cash and cash equivalents		—	—	—	—	—	—	—	—	—	—	—
Total assets	\$	107,688	70,779	14,058	7,625	21,808	18,771	107,988	91,911	4,028	30,358	—
LIABILITIES AND FUND BALANCES												
Liabilities:												
Accounts payable	\$	—	—	1,377	159	690	500	3,803	—	—	76	—
Wages payable		—	—	—	—	—	—	—	—	—	2,906	—
Accrued liabilities		—	—	—	—	—	—	—	—	—	222	—
Due to other funds		—	—	—	—	—	28	—	—	—	—	—
Due to other governments		—	—	—	—	—	—	—	—	30	—	—
Due to others		—	—	—	—	—	—	—	—	—	110	—
Advance from other funds		—	—	—	—	—	—	—	—	—	—	—
Deferred revenue		—	—	—	—	21,118	—	—	—	—	—	—
Loan payable to other funds		—	—	—	—	—	—	—	—	—	—	—
Total liabilities		—	—	1,377	159	21,808	528	3,803	—	30	3,314	—
Fund balances:												
Nonspendable		—	—	620	—	—	—	—	—	—	—	—
Restricted		—	70,779	12,061	7,466	—	18,243	104,185	91,911	3,998	27,044	—
Committed		107,688	—	—	—	—	—	—	—	—	—	—
Assigned		—	—	—	—	—	—	—	—	—	—	—
Unassigned		—	—	—	—	—	—	—	—	—	—	—
Total fund balances		107,688	70,779	12,681	7,466	—	18,243	104,185	91,911	3,998	27,044	—
Total liabilities and fund balances	\$	107,688	70,779	14,058	7,625	21,808	18,771	107,988	91,911	4,028	30,358	—

(Continued)

BOONE COUNTY, MISSOURI

**COMBINING BALANCE SHEET
NONMAJOR SPECIAL REVENUE FUNDS
December 31, 2011**

	Prosecuting Attorney Bad Check Collection	Prosecuting Attorney Forfeiture	Record Preservation	Family Services and Justice	Circuit Drug Court	Administration of Justice	Recovery Act Grants	JAG Recovery Act Stimulus	Neighborhood Improvement Districts	Law Library	Total Nonmajor Special Revenue Funds
ASSETS											
Cash and cash equivalents	\$ 4,267	—	—	—	—	—	—	—	66,054	94,204	837,449
Investments	—	5,253	501,696	44,066	240,390	100,899	—	—	2,966	—	4,671,903
Accrued interest	—	4	354	33	171	70	—	—	2	—	3,353
Accounts receivable	240	—	470	8,052	7,405	919	—	—	—	—	127,098
Commissions receivable	—	—	—	—	—	—	—	—	—	—	192,528
Due from other funds	—	—	—	—	—	—	—	—	—	—	177
Due from other governments	—	—	—	8,284	—	—	15,010	—	—	—	81,101
Prepaid items	—	—	—	—	—	—	2,299	—	—	—	3,419
Restricted Assets											
Cash and cash equivalents	—	—	—	—	—	—	—	—	—	—	—
Total assets	\$ 4,507	5,257	502,520	60,435	247,966	101,888	17,309	—	69,022	94,204	5,917,028
LIABILITIES AND FUND BALANCES											
Liabilities:											
Accounts payable	\$ 1,630	—	23,134	34,918	8,722	72	2,929	—	10,135	—	118,875
Wages payable	1,311	—	—	—	—	—	3,486	—	—	—	29,130
Accrued liabilities	53	—	—	—	—	—	353	—	—	—	2,553
Due to other funds	—	—	—	—	—	—	—	—	—	—	21,734
Due to other governments	40	—	—	—	—	—	—	—	—	—	70
Due to others	1,024	—	—	—	—	—	—	—	—	—	1,134
Advance from other funds	—	—	—	—	—	—	10,475	—	—	—	58,826
Deferred revenue	—	—	—	—	—	—	—	—	—	—	21,118
Loan payable to other funds	—	—	—	—	—	—	—	—	69,999	—	69,999
Total liabilities	4,058	—	23,134	34,918	8,722	72	17,243	—	80,134	—	323,439
Fund balances:											
Nonspendable	—	—	—	—	—	—	2,299	—	—	—	3,419
Restricted	449	5,257	479,386	25,517	—	101,816	66	—	—	94,204	5,157,417
Committed	—	—	—	—	—	—	—	—	—	—	206,920
Assigned	—	—	—	—	239,244	—	—	—	—	—	239,244
Unassigned	—	—	—	—	—	—	(2,299)	—	(11,112)	—	(13,411)
Total fund balances	449	5,257	479,386	25,517	239,244	101,816	66	—	(11,112)	94,204	5,593,589
Total liabilities and fund balances	\$ 4,507	5,257	502,520	60,435	247,966	101,888	17,309	—	69,022	94,204	5,917,028

BOONE COUNTY, MISSOURI

**COMBINING STATEMENT OF REVENUES, EXPENDITURES AND CHANGES IN FUND BALANCES
NONMAJOR SPECIAL REVENUE FUNDS
For The Year Ended December 31, 2011**

	Special Bldg Project Citizen Contribution	Assessment	E-911 Emergency Telephone	Domestic Violence	Hospital Profit Share	Local Emergency Planning Committee	Collector Tax Maintenance	Fairground Maintenance	Community Health/Med (Hospital Lease)	Boone County Fairground Stormwater Grants	Boone County Fairground Regional Rec District	Election Services
REVENUES												
Assessments	\$ —	—	—	—	—	—	—	—	—	—	—	—
Sales taxes	—	—	255,654	—	—	—	—	—	—	—	4	—
Licenses and permits	—	—	—	—	—	—	—	—	—	—	—	—
Intergovernmental	—	221,251	—	—	—	7,460	—	—	—	56,254	—	26,017
Charges for services	—	988,371	—	30,898	—	—	180,072	—	—	260	—	9,540
Fines and forfeitures	—	—	—	—	—	—	—	—	—	—	—	—
Investment income	19	8,175	5,455	78	(332)	242	1,662	125	6,463	—	—	540
Miscellaneous:												
Hospital lease revenue	—	—	—	—	—	—	—	—	500,000	—	—	—
Contributions	—	—	—	—	—	—	—	250	—	—	—	—
Other	—	30,869	—	—	—	—	—	9,160	—	—	—	—
Total revenues	19	1,248,666	261,109	30,976	(332)	7,702	181,734	9,535	506,463	56,514	4	36,097
EXPENDITURES												
Current:												
General government operations	—	977,249	—	—	—	—	30,361	—	—	—	—	2,609
Law enforcement and judicial	—	—	134,661	—	—	—	—	—	—	—	—	—
Environment, protective inspection, and infrastructure	—	—	—	—	—	—	—	—	—	32,431	—	—
Community health and public services	—	—	—	31,251	—	7,574	—	—	—	—	—	—
Beautification and recreation	—	—	—	—	—	—	—	167,062	—	—	—	—
Interfund services used	—	86,827	—	—	—	—	117,461	—	—	—	—	—
Capital outlay	—	41,951	—	—	—	—	5,907	—	—	23,823	—	—
Total expenditures	—	1,106,027	134,661	31,251	—	7,574	153,729	167,062	—	56,254	—	2,609
REVENUES OVER (UNDER) EXPENDITURES	19	142,639	126,448	(275)	(332)	128	28,005	(157,527)	506,463	260	4	33,488
OTHER FINANCING SOURCES (USES)												
Transfers in	—	—	—	—	—	—	—	220,192	—	—	—	—
Transfers out	—	(8,155)	—	—	(85,192)	—	(66,693)	—	—	—	—	—
Issuance of General Obligation Bonds	—	—	—	—	—	—	—	—	—	—	—	—
Total other financing sources (uses)	—	(8,155)	—	—	(85,192)	—	(66,693)	220,192	—	—	—	—
NET CHANGE IN FUND BALANCES	19	134,484	126,448	(275)	(85,524)	128	(38,688)	62,665	506,463	260	4	33,488
FUND BALANCES, beginning of year	2,865	1,617,763	775,481	18,329	85,524	38,234	329,797	33,683	502,295	—	—	71,324
FUND BALANCES, end of year	\$ 2,884	1,752,247	901,929	18,054	—	38,362	291,109	96,348	1,008,758	260	4	104,812

(Continued)

BOONE COUNTY, MISSOURI

**COMBINING STATEMENT OF REVENUES, EXPENDITURES, AND CHANGES IN FUND BALANCES
NONMAJOR SPECIAL REVENUE FUNDS
For The Year Ended December 31, 2011**

	Federal HAVA Election	Election Equipment Replacement	Sheriff Forfeiture	Sheriff Training	Public Safety Citizen Contributions	Law Enforcement Department of Justice Grants	Sheriff Civil Charges	Sheriff Revolving	Inmate Security	Prosecuting Attorney Training	Prosecuting Attorney Tax Collection	Prosecuting Attorney Contingency
REVENUES												
Assessments	\$ —	—	—	—	—	—	—	—	—	—	—	—
Sales taxes	—	—	—	—	—	—	—	—	—	—	—	—
Licenses and permits	—	—	—	—	—	—	—	75,989	—	—	—	—
Intergovernmental	42,964	—	—	7,964	—	71,597	—	—	—	—	—	—
Charges for services	—	5,950	—	17,390	—	—	50,000	—	17,413	4,412	72,651	19,965
Fines and forfeitures	—	—	3,596	—	—	—	—	—	—	—	—	—
Investment income	—	702	536	81	72	—	332	688	543	26	172	—
Miscellaneous:												
Hospital lease revenue	—	—	—	—	—	—	—	—	—	—	—	—
Contributions	—	—	—	—	6,700	—	—	—	—	—	—	—
Other	—	—	—	—	—	—	—	—	—	—	—	—
Total revenues	42,964	6,652	4,132	25,435	6,772	71,597	50,332	76,677	17,956	4,438	72,823	19,965
EXPENDITURES												
Current:												
General government operations	42,964	—	—	—	—	—	—	—	—	—	—	—
Law enforcement and judicial	—	—	13,007	25,541	7,177	39,222	11,987	25,415	—	3,901	74,483	20,000
Environment, protective inspection, and infrastructure	—	—	—	—	—	—	—	—	—	—	—	—
Community health and public services	—	—	—	—	—	—	—	—	—	—	—	—
Beautification and recreation	—	—	—	—	—	—	—	—	—	—	—	—
Interfund services used	—	—	—	—	—	—	—	—	—	—	—	—
Capital outlay	—	—	6,391	—	—	33,108	—	37,035	—	—	—	—
Total expenditures	42,964	—	19,398	25,541	7,177	72,330	11,987	62,450	—	3,901	74,483	20,000
REVENUES OVER (UNDER) EXPENDITURES	—	6,652	(15,266)	(106)	(405)	(733)	38,345	14,227	17,956	537	(1,660)	(35)
OTHER FINANCING SOURCES (USES)												
Transfers in	—	—	—	—	—	—	—	—	—	—	—	—
Transfers out	—	—	—	—	—	—	(40,000)	—	—	—	(1,500)	—
Issuance of General Obligation Bonds	—	—	—	—	—	—	—	—	—	—	—	—
Total other financing sources (uses)	—	—	—	—	—	—	(40,000)	—	—	—	(1,500)	—
NET CHANGE IN FUND BALANCES	—	6,652	(15,266)	(106)	(405)	(733)	(1,655)	14,227	17,956	537	(3,160)	(35)
FUND BALANCES, beginning of year	—	101,036	86,045	12,787	7,871	733	19,898	89,958	73,955	3,461	30,204	35
FUND BALANCES, end of year	\$ —	107,688	70,779	12,681	7,466	—	18,243	104,185	91,911	3,998	27,044	—

(Continued)

BOONE COUNTY, MISSOURI

**COMBINING STATEMENT OF REVENUES, EXPENDITURES, AND CHANGES IN FUND BALANCES
NONMAJOR SPECIAL REVENUE FUNDS
For The Year Ended December 31, 2011**

	Prosecuting Attorney Bad Check Collection	Prosecuting Attorney Forfeiture	Record Preservation	Family Services and Justice	Circuit Drug Court	Administration of Justice	Recovery Act Grants CC & VAW	JAG Recovery Act Stimulus	Neighborhood Improvement Districts	Law Library	Total Nonmajor Special Revenue Funds
REVENUES											
Assessments	\$ —	—	—	—	—	—	—	—	174,142	—	174,142
Sales taxes	—	—	—	—	—	—	—	—	—	—	255,658
Licenses and permits	—	—	—	—	—	—	—	—	—	—	75,989
Intergovernmental	—	—	—	30,053	—	—	210,786	5,053	35,869	—	715,268
Charges for services	57,233	—	93,132	93,373	116,053	14,304	—	—	—	—	1,771,017
Fines and forfeitures	—	—	—	—	—	—	—	—	—	27,765	31,361
Investment income	172	65	3,243	328	1,532	637	—	—	1,368	556	33,480
Miscellaneous:											
Hospital lease revenue	—	—	—	—	—	—	—	—	—	—	500,000
Contributions	—	—	—	—	—	—	—	—	—	—	6,950
Other	32	116	8	800	1,006	—	—	—	—	111	42,102
Total revenues	57,437	181	96,383	124,554	118,591	14,941	210,786	5,053	211,379	28,432	3,605,967
EXPENDITURES											
Current:											
General government operations	—	—	138,871	—	—	—	—	—	—	—	1,192,054
Law enforcement and judicial	54,340	—	—	135,880	82,636	2,303	205,471	—	—	6,345	842,369
Environment, protective inspection, and infrastructure	—	—	—	—	—	—	—	—	146,524	—	178,955
Community health and public services	—	—	—	—	—	—	—	—	—	—	38,825
Beautification and recreation	—	—	—	—	—	—	—	—	—	—	167,062
Interfund services used	—	—	—	—	—	—	—	—	—	—	204,288
Capital outlay	—	8,917	5,659	—	623	296	5,358	5,053	—	—	174,121
Total expenditures	54,340	8,917	144,530	135,880	83,259	2,599	210,829	5,053	146,524	6,345	2,797,674
REVENUES OVER (UNDER) EXPENDITURES	3,097	(8,736)	(48,147)	(11,326)	35,332	12,342	(43)	—	64,855	22,087	808,293
OTHER FINANCING SOURCES (USES)											
Transfers in	1,500	—	—	—	—	452	—	—	—	—	222,144
Transfers out	—	—	(8,716)	—	—	—	—	—	(17,709)	—	(227,965)
Issuance of General Obligation Bonds	—	—	—	—	—	—	—	—	562,132	—	562,132
Total other financing sources (uses)	1,500	—	(8,716)	—	—	452	—	—	544,423	—	556,311
NET CHANGE IN FUND BALANCES	4,597	(8,736)	(56,863)	(11,326)	35,332	12,794	(43)	—	609,278	22,087	1,364,604
FUND BALANCES, beginning of year	(4,148)	13,993	536,249	36,843	203,912	89,022	109	—	(620,390)	72,117	4,228,985
FUND BALANCES, end of year	\$ 449	5,257	479,386	25,517	239,244	101,816	66	—	(11,112)	94,204	5,593,589

BOONE COUNTY, MISSOURI

**SCHEDULE OF REVENUES, EXPENDITURES AND CHANGES IN FUND
BALANCES - BUDGET AND ACTUAL - BUDGET BASIS -
SPECIAL BUILDING PROJECT CITIZEN CONTRIBUTION FUND
For The Year Ended December 31, 2011**

	Final Revised Budget	Actual	Variance with Final Budget Positive (Negative)
	<u> </u>	<u> </u>	<u> </u>
REVENUES			
Investment income	\$ 22	19	(3)
Miscellaneous:			
Other	<u>—</u>	<u>—</u>	<u>—</u>
Total revenues	<u>22</u>	<u>19</u>	<u>(3)</u>
EXPENDITURES			
Supplies, services, and other charges	<u>—</u>	<u>—</u>	<u>—</u>
Capital outlay	<u>—</u>	<u>—</u>	<u>—</u>
Total expenditures	<u>—</u>	<u>—</u>	<u>—</u>
REVENUES OVER (UNDER) EXPENDITURES	\$ <u>22</u>	19	<u>(3)</u>
FUND BALANCE (GAAP), beginning of year		<u>2,865</u>	
FUND BALANCE (GAAP), end of year		\$ <u>2,884</u>	

BOONE COUNTY, MISSOURI

**SCHEDULE OF REVENUES, EXPENDITURES AND CHANGES
IN FUND BALANCES - BUDGET AND ACTUAL - BUDGET BASIS -
ASSESSMENT FUND**

For The Year Ended December 31, 2011

	Final Revised Budget	Actual	Variance with Final Budget Positive (Negative)
	<u> </u>	<u> </u>	<u> </u>
REVENUES			
Intergovernmental	\$ 243,650	221,251	(22,399)
Charges for services	845,700	988,371	142,671
Investment income	7,995	8,175	180
Miscellaneous:			
Other	<u>7,000</u>	<u>30,869</u>	<u>23,869</u>
 Total revenues	 <u>1,104,345</u>	 <u>1,248,666</u>	 <u>144,321</u>
 EXPENDITURES			
Personal services	916,404	745,276	171,128
Supplies, services, and other charges	569,163	345,264	223,899
Capital outlay	<u>20,059</u>	<u>19,184</u>	<u>875</u>
 Total expenditures	 <u>1,505,626</u>	 <u>1,109,724</u>	 <u>395,902</u>
 REVENUES OVER (UNDER) EXPENDITURES	 <u>(401,281)</u>	 138,942	 <u>540,223</u>
 OTHER FINANCING SOURCES (USES)			
Transfers out	<u>(8,155)</u>	<u>(8,155)</u>	<u>—</u>
 Total other financing sources (uses)	 <u>(8,155)</u>	 <u>(8,155)</u>	 <u>—</u>
 NET CHANGE IN FUND BALANCE	 \$ <u>(409,436)</u>	 130,787	 <u>540,223</u>
 FUND BALANCE (GAAP), beginning of year			
		1,617,763	
 Less encumbrances, beginning of year		(92,125)	
 Add encumbrances, end of year		<u>95,822</u>	
 FUND BALANCE (GAAP), end of year		 \$ <u>1,752,247</u>	

BOONE COUNTY, MISSOURI

**SCHEDULE OF REVENUES, EXPENSES AND CHANGES
IN FUND BALANCES - BUDGET AND ACTUAL - BUDGET BASIS -
E-911 EMERGENCY TELEPHONE FUND
For The Year Ended December 31, 2011**

	Final Revised Budget	Actual	Variance with Final Budget Positive (Negative)
	<u> </u>	<u> </u>	<u> </u>
REVENUES			
Sales taxes	\$ 248,500	255,654	7,154
Investment income	5,052	5,455	403
	<u> </u>	<u> </u>	<u> </u>
Total revenues	253,552	261,109	7,557
	<u> </u>	<u> </u>	<u> </u>
EXPENDITURES			
Supplies, services, and other charges	135,714	298,058	(162,344)
Capital outlay	434,350	434,349	1
	<u> </u>	<u> </u>	<u> </u>
Total expenditures	570,064	732,407	(162,343)
	<u> </u>	<u> </u>	<u> </u>
REVENUES OVER (UNDER) EXPENDITURES	(316,512)	(471,298)	(154,786)
	<u> </u>	<u> </u>	<u> </u>
OTHER FINANCING SOURCES (USES)			
Sale of capital assets	—	—	—
	<u> </u>	<u> </u>	<u> </u>
Total other financing sources (uses)	—	—	—
	<u> </u>	<u> </u>	<u> </u>
NET CHANGE IN FUND BALANCE	\$ (316,512)	(471,298)	(154,786)
	<u> </u>	<u> </u>	<u> </u>
FUND BALANCE (GAAP), beginning of year		775,481	
		<u> </u>	
Add encumbrances, end of year		597,746	
		<u> </u>	
FUND BALANCE (GAAP), end of year		\$ 901,929	
		<u> </u>	

BOONE COUNTY, MISSOURI

**SCHEDULE OF REVENUES, EXPENSES AND CHANGES
IN FUND BALANCES - BUDGET AND ACTUAL - BUDGET BASIS -
DOMESTIC VIOLENCE FUND
For The Year Ended December 31, 2011**

	Final Revised Budget	Actual	Variance with Final Budget Positive (Negative)
	<u> </u>	<u> </u>	<u> </u>
REVENUES			
Charges for services	\$ 31,500	30,898	(602)
Investment income	<u>60</u>	<u>78</u>	<u>18</u>
Total revenues	<u>31,560</u>	<u>30,976</u>	<u>(584)</u>
EXPENDITURES			
Supplies, services, and other charges	<u>33,000</u>	<u>31,251</u>	<u>1,749</u>
Total expenditures	<u>33,000</u>	<u>31,251</u>	<u>1,749</u>
REVENUES OVER (UNDER) EXPENDITURES	\$ <u>(1,440)</u>	(275)	<u>1,165</u>
FUND BALANCE (GAAP), beginning of year		<u>18,329</u>	
FUND BALANCE (GAAP), end of year		\$ <u><u>18,054</u></u>	

BOONE COUNTY, MISSOURI

**SCHEDULE OF REVENUES, EXPENSES AND CHANGES
IN FUND BALANCES - BUDGET AND ACTUAL - BUDGET BASIS -
HOSPITAL PROFIT SHARE FUND
For The Year Ended December 31, 2011**

	Final Revised Budget	Actual	Variance with Final Budget Positive (Negative)
	<u> </u>	<u> </u>	<u> </u>
REVENUES			
Investment income	\$ 657	(332)	(989)
Total revenues	<u>657</u>	<u>(332)</u>	<u>(989)</u>
EXPENDITURES			
Supplies, services, and other charges	<u>30,000</u>	<u>—</u>	<u>30,000</u>
Total expenditures	<u>30,000</u>	<u>—</u>	<u>30,000</u>
REVENUES OVER (UNDER) EXPENDITURES	<u>(29,343)</u>	<u>(332)</u>	<u>29,011</u>
OTHER FINANCING SOURCES (USES)			
Transfers out	<u>(85,192)</u>	<u>(85,192)</u>	<u>—</u>
Total other financing sources (uses)	<u>(85,192)</u>	<u>(85,192)</u>	<u>—</u>
NET CHANGE IN FUND BALANCE	<u>\$ (29,343)</u>	<u>(85,524)</u>	<u>29,011</u>
FUND BALANCE (GAAP), beginning of year		<u>85,524</u>	
FUND BALANCE (GAAP), end of year		<u>\$ —</u>	

BOONE COUNTY, MISSOURI

**SCHEDULE OF REVENUES, EXPENSES AND CHANGES
IN FUND BALANCES - BUDGET AND ACTUAL - BUDGET BASIS -
LOCAL EMERGENCY PLANNING COMMITTEE FUND
For The Year Ended December 31, 2011**

	Final Revised Budget	Actual	Variance with Final Budget Positive (Negative)
REVENUES			
Intergovernmental	\$ —	7,460	7,460
Investment income	256	242	(14)
	<u>256</u>	<u>7,702</u>	<u>7,446</u>
Total revenues	<u>256</u>	<u>7,702</u>	<u>7,446</u>
EXPENDITURES			
Supplies, services, and other charges	13,716	7,574	6,142
Capital outlay	—	—	—
	<u>13,716</u>	<u>7,574</u>	<u>6,142</u>
Total expenditures	<u>13,716</u>	<u>7,574</u>	<u>6,142</u>
REVENUES OVER (UNDER) EXPENDITURES	\$ <u>(13,460)</u>	128	<u>13,588</u>
FUND BALANCE (GAAP), beginning of year		<u>38,234</u>	
FUND BALANCE (GAAP), end of year		\$ <u><u>38,362</u></u>	

BOONE COUNTY, MISSOURI

**SCHEDULE OF REVENUES, EXPENSES AND CHANGES
IN FUND BALANCES - BUDGET AND ACTUAL - BUDGET BASIS -
COLLECTOR TAX MAINTENANCE FUND
For The Year Ended December 31, 2011**

	Final Revised Budget	Actual	Variance with Final Budget Positive (Negative)
REVENUES			
Charges for services	\$ 187,397	180,072	(7,325)
Investment income	3,745	1,662	(2,083)
Total revenues	<u>191,142</u>	<u>181,734</u>	<u>(9,408)</u>
EXPENDITURES			
Personal services	1,956	—	1,956
Supplies, services, and other charges	183,277	123,534	59,743
Capital outlay	5,908	5,907	1
Total expenditures	<u>191,141</u>	<u>129,441</u>	<u>61,700</u>
REVENUES OVER (UNDER) EXPENDITURES	<u>1</u>	<u>52,293</u>	<u>52,292</u>
OTHER FINANCING SOURCES (USES)			
Transfers out	(66,693)	(66,693)	—
Total other financing sources (uses)	<u>(66,693)</u>	<u>(66,693)</u>	<u>—</u>
NET CHANGE IN FUND BALANCE	\$ <u>1</u>	(14,400)	<u>52,292</u>
FUND BALANCE (GAAP), beginning of year		329,797	
Less encumbrances, beginning of year		(24,288)	
Add encumbrances, end of year		<u>—</u>	
FUND BALANCE (GAAP), end of year		<u>\$ 291,109</u>	

BOONE COUNTY, MISSOURI

**SCHEDULE OF REVENUES, EXPENSES AND CHANGES
IN FUND BALANCES - BUDGET AND ACTUAL - BUDGET BASIS -
FAIRGROUND MAINTENANCE FUND
For The Year Ended December 31, 2011**

	Final Revised Budget	Actual	Variance with Final Budget Positive (Negative)
	<u> </u>	<u> </u>	<u> </u>
REVENUES			
Intergovernmental	\$ —	—	—
Investment income	230	125	(105)
Miscellaneous:			
Contributions	—	250	250
Other	13,208	9,160	(4,048)
	<u>13,438</u>	<u>9,535</u>	<u>(3,903)</u>
Total revenues			
EXPENDITURES			
Supplies, services, and other charges	264,239	167,062	97,177
Capital outlay	—	—	—
	<u>264,239</u>	<u>167,062</u>	<u>97,177</u>
Total expenditures			
REVENUES OVER (UNDER) EXPENDITURES	<u>(250,801)</u>	<u>(157,527)</u>	<u>93,274</u>
OTHER FINANCING SOURCES (USES)			
Transfers in	220,192	220,192	—
	<u>220,192</u>	<u>220,192</u>	<u>—</u>
Total other financing sources (uses)			
NET CHANGE IN FUND BALANCE	\$ <u>(250,801)</u>	62,665	<u>93,274</u>
FUND BALANCE (GAAP), beginning of year		<u>33,683</u>	
FUND BALANCE (GAAP), end of year		\$ <u>96,348</u>	

BOONE COUNTY, MISSOURI

**SCHEDULE OF REVENUES, EXPENSES AND CHANGES
IN FUND BALANCES - BUDGET AND ACTUAL - BUDGET BASIS -
COMMUNITY HEALTH/MEDICAL (HOSPITAL LEASE)
For The Year Ended December 31, 2011**

	Final Revised Budget	Actual	Variance with Final Budget Positive (Negative)
	<u> </u>	<u> </u>	<u> </u>
REVENUES			
Investment income	\$ 4,440	6,463	2,023
Miscellaneous:			
Other	<u>500,000</u>	<u>500,000</u>	<u>—</u>
Total revenues	<u>504,440</u>	<u>506,463</u>	<u>2,023</u>
EXPENDITURES			
Supplies, services, and other charges	—	—	—
Capital outlay	<u>—</u>	<u>—</u>	<u>—</u>
Total expenditures	<u>—</u>	<u>—</u>	<u>—</u>
REVENUES OVER (UNDER) EXPENDITURES	\$ <u>504,440</u>	506,463	<u>2,023</u>
FUND BALANCE (GAAP), beginning of year		<u>502,295</u>	
FUND BALANCE (GAAP), end of year		\$ <u><u>1,008,758</u></u>	

BOONE COUNTY, MISSOURI

**SCHEDULE OF REVENUES, EXPENSES AND CHANGES
IN FUND BALANCES - BUDGET AND ACTUAL - BUDGET BASIS -
BOONE COUNTY FAIRGROUND STORMWATER GRANTS
For The Year Ended December 31, 2011**

	Final Revised Budget	Actual	Variance with Final Budget Positive (Negative)
	<u> </u>	<u> </u>	<u> </u>
REVENUES			
Intergovernmental	\$ 722,966	56,254	(666,712)
Charges for services	<u> —</u>	<u> 260</u>	<u> 260</u>
Total revenues	<u> 722,966</u>	<u> 56,514</u>	<u> (666,452)</u>
EXPENDITURES			
Personal services	31,313	21,202	10,111
Supplies, services, and other charges	636,012	202,278	433,734
Capital outlay	<u> 24,220</u>	<u> 23,823</u>	<u> 397</u>
Total expenditures	<u> 691,545</u>	<u> 247,303</u>	<u> 444,242</u>
REVENUES OVER (UNDER) EXPENDITURES	\$ <u> 31,421</u>	(190,789)	<u> (222,210)</u>
FUND BALANCE (GAAP), beginning of year		<u> —</u>	
Add encumbrances, end of year		<u> 191,049</u>	
FUND BALANCE (GAAP), end of year		\$ <u> 260</u>	

BOONE COUNTY, MISSOURI

**SCHEDULE OF REVENUES, EXPENSES AND CHANGES
IN FUND BALANCES - BUDGET AND ACTUAL - BUDGET BASIS -
BOONE COUNTY FAIRGROUND REGIONAL RECREATION DISTRICT FUND
For The Year Ended December 31, 2011**

	Final Revised Budget	Actual	Variance with Final Budget Positive (Negative)
	<u> </u>	<u> </u>	<u> </u>
REVENUES			
Sales Taxes	\$ <u> </u>	<u> 4</u>	<u> 4</u>
Total revenues	<u> —</u>	<u> 4</u>	<u> 4</u>
EXPENDITURES			
Total expenditures	<u> —</u>	<u> —</u>	<u> —</u>
REVENUES OVER (UNDER) EXPENDITURES	\$ <u> —</u>	<u> 4</u>	<u> 4</u>
FUND BALANCE (GAAP), beginning of year		<u> —</u>	
FUND BALANCE (GAAP), end of year		\$ <u> 4</u>	

BOONE COUNTY, MISSOURI

**SCHEDULE OF REVENUES, EXPENSES AND CHANGES
IN FUND BALANCES - BUDGET AND ACTUAL - BUDGET BASIS -
ELECTION SERVICES FUND**

For The Year Ended December 31, 2011

	Final Revised Budget	Actual	Variance with Final Budget Positive (Negative)
	<u> </u>	<u> </u>	<u> </u>
REVENUES			
Intergovernmental	\$ —	26,017	26,017
Charges for services	7,000	9,540	2,540
Investment income	1,115	540	(575)
	<u> </u>	<u> </u>	<u> </u>
Total revenues	8,115	36,097	27,982
	<u> </u>	<u> </u>	<u> </u>
EXPENDITURES			
Supplies, services, and other charges	24,800	2,609	22,191
Capital outlay	—	—	—
	<u> </u>	<u> </u>	<u> </u>
Total expenditures	24,800	2,609	22,191
	<u> </u>	<u> </u>	<u> </u>
REVENUES OVER (UNDER) EXPENDITURES	\$ <u>(16,685)</u>	33,488	<u>50,173</u>
FUND BALANCE (GAAP), beginning of year		<u>71,324</u>	
FUND BALANCE (GAAP), end of year		\$ <u><u>104,812</u></u>	

BOONE COUNTY, MISSOURI

**SCHEDULE OF REVENUES, EXPENSES AND CHANGES
IN FUND BALANCES - BUDGET AND ACTUAL - BUDGET BASIS -
FEDERAL HAVA ELECTION FUND
For The Year Ended December 31, 2011**

	Final Revised Budget	Actual	Variance with Final Budget Positive (Negative)
	<u> </u>	<u> </u>	<u> </u>
REVENUES			
Intergovernmental	\$ 43,887	42,964	(923)
Total revenues	<u>43,887</u>	<u>42,964</u>	<u>(923)</u>
EXPENDITURES			
Supplies, services, and other charges	<u>43,887</u>	<u>42,964</u>	<u>923</u>
Total expenditures	<u>43,887</u>	<u>42,964</u>	<u>923</u>
REVENUES OVER (UNDER) EXPENDITURES	\$ <u> —</u>	<u> —</u>	<u> —</u>
FUND BALANCE (GAAP), beginning of year		<u> —</u>	
FUND BALANCE (GAAP), end of year		\$ <u> —</u>	

BOONE COUNTY, MISSOURI

**SCHEDULE OF REVENUES, EXPENSES AND CHANGES
IN FUND BALANCES - BUDGET AND ACTUAL - BUDGET BASIS -
ELECTION EQUIPMENT REPLACEMENT FUND
For The Year Ended December 31, 2011**

	Final Revised Budget	Actual	Variance with Final Budget Positive (Negative)
	<u> </u>	<u> </u>	<u> </u>
REVENUES			
Charges for services	\$ —	5,950	5,950
Investment income	605	702	97
	<u> </u>	<u> </u>	<u> </u>
Total revenues	605	6,652	6,047
	<u> </u>	<u> </u>	<u> </u>
EXPENDITURES	<u> </u>	<u> </u>	<u> </u>
	<u> </u>	<u> </u>	<u> </u>
Total expenditures	<u> </u>	<u> </u>	<u> </u>
	<u> </u>	<u> </u>	<u> </u>
REVENUES OVER (UNDER) EXPENDITURES	\$ <u> 605</u>	6,652	<u> 6,047</u>
FUND BALANCE (GAAP), beginning of year		<u>101,036</u>	
FUND BALANCE (GAAP), end of year		\$ <u> 107,688</u>	

BOONE COUNTY, MISSOURI

**SCHEDULE OF REVENUES, EXPENSES AND CHANGES
IN FUND BALANCES - BUDGET AND ACTUAL - BUDGET BASIS -
SHERIFF FORFEITURE FUND**

For The Year Ended December 31, 2011

	Final Revised Budget	Actual	Variance with Final Budget Positive (Negative)
	<u> </u>	<u> </u>	<u> </u>
REVENUES			
Fines and forfeitures	\$ —	3,596	3,596
Investment income	722	536	(186)
	<u> </u>	<u> </u>	<u> </u>
Total revenues	722	4,132	3,410
	<u> </u>	<u> </u>	<u> </u>
EXPENDITURES			
Personal services	9,909	9,909	—
Supplies, services, and other charges	9,692	3,098	6,594
Capital outlay	4,500	—	4,500
	<u> </u>	<u> </u>	<u> </u>
Total expenditures	24,101	13,007	11,094
	<u> </u>	<u> </u>	<u> </u>
REVENUES OVER (UNDER) EXPENDITURES	\$ <u>(23,379)</u>	<u>(8,875)</u>	<u>14,504</u>
FUND BALANCE (GAAP), beginning of year		<u>86,045</u>	
Less encumbrances, beginning of year		<u>(6,391)</u>	
FUND BALANCE (GAAP), end of year		\$ <u>70,779</u>	

BOONE COUNTY, MISSOURI

**SCHEDULE OF REVENUES, EXPENSES AND CHANGES
IN FUND BALANCES - BUDGET AND ACTUAL - BUDGET BASIS -
SHERIFF TRAINING FUND**

For The Year Ended December 31, 2011

	Final Revised Budget	Actual	Variance with Final Budget Positive (Negative)
	<u> </u>	<u> </u>	<u> </u>
REVENUES			
Intergovernmental	\$ 10,000	7,964	(2,036)
Charges for services	16,020	17,390	1,370
Investment income	39	81	42
	<u> </u>	<u> </u>	<u> </u>
Total revenues	26,059	25,435	(624)
	<u> </u>	<u> </u>	<u> </u>
EXPENDITURES			
Supplies, services, and other charges	29,500	25,541	3,959
	<u> </u>	<u> </u>	<u> </u>
Total expenditures	29,500	25,541	3,959
	<u> </u>	<u> </u>	<u> </u>
REVENUES OVER (UNDER) EXPENDITURES	\$ <u> (3,441)</u>	(106)	<u> 3,335</u>
FUND BALANCE (GAAP), beginning of year		<u>12,787</u>	
FUND BALANCE (GAAP), end of year		\$ <u> 12,681</u>	

BOONE COUNTY, MISSOURI

**SCHEDULE OF REVENUES, EXPENSES AND CHANGES
IN FUND BALANCES - BUDGET AND ACTUAL - BUDGET BASIS -
PUBLIC SAFETY CITIZEN CONTRIBUTIONS FUND
For The Year Ended December 31, 2011**

	Final Revised Budget	Actual	Variance with Final Budget Positive (Negative)
	<u> </u>	<u> </u>	<u> </u>
REVENUES			
Investment income	\$ 68	72	4
Miscellaneous:			
Contributions	<u>4,900</u>	<u>6,700</u>	<u>1,800</u>
Total revenues	<u>4,968</u>	<u>6,772</u>	<u>1,804</u>
EXPENDITURES			
Supplies, services, and other charges	<u>11,831</u>	<u>7,177</u>	<u>4,654</u>
Total expenditures	<u>11,831</u>	<u>7,177</u>	<u>4,654</u>
REVENUES OVER (UNDER) EXPENDITURES	\$ <u><u>(6,863)</u></u>	(405)	<u><u>6,458</u></u>
FUND BALANCE (GAAP), beginning of year		<u>7,871</u>	
FUND BALANCE (GAAP), end of year		\$ <u><u>7,466</u></u>	

BOONE COUNTY, MISSOURI

**SCHEDULE OF REVENUES, EXPENSES AND CHANGES
IN FUND BALANCES - BUDGET AND ACTUAL - BUDGET BASIS -
LAW ENFORCEMENT DEPARTMENT OF JUSTICE GRANTS FUND
For The Year Ended December 31, 2011**

	Final Revised Budget	Actual	Variance with Final Budget Positive (Negative)
	<u> </u>	<u> </u>	<u> </u>
REVENUES			
Intergovernmental	\$ 92,717	71,597	(21,120)
Investment income	<u> —</u>	<u> —</u>	<u> —</u>
Total revenues	<u>92,717</u>	<u>71,597</u>	<u>(21,120)</u>
EXPENDITURES			
Supplies, services, and other charges	56,020	54,040	1,980
Capital outlay	<u>19,419</u>	<u>15,098</u>	<u>4,321</u>
Total expenditures	<u>75,439</u>	<u>69,138</u>	<u>6,301</u>
REVENUES OVER (UNDER) EXPENDITURES	\$ <u>17,278</u>	2,459	<u>(14,819)</u>
FUND BALANCE (GAAP), beginning of year		733	
Less encumbrances, beginning of year		(18,010)	
Add encumbrances, end of year		<u>14,818</u>	
FUND BALANCE (GAAP), end of year		<u>\$ —</u>	

BOONE COUNTY, MISSOURI

**SCHEDULE OF REVENUES, EXPENSES AND CHANGES
IN FUND BALANCES - BUDGET AND ACTUAL - BUDGET BASIS -
SHERIFF CIVIL CHARGES FUND
For The Year Ended December 31, 2011**

	Final Revised Budget	Actual	Variance with Final Budget Positive (Negative)
	<u> </u>	<u> </u>	<u> </u>
REVENUES			
Charges for services	\$ 50,000	50,000	—
Investment income	255	332	77
	<u> </u>	<u> </u>	<u> </u>
Total revenues	50,255	50,332	77
	<u> </u>	<u> </u>	<u> </u>
EXPENDITURES			
Supplies, services, and other charges	16,424	11,987	4,437
	<u> </u>	<u> </u>	<u> </u>
Total expenditures	16,424	11,987	4,437
	<u> </u>	<u> </u>	<u> </u>
REVENUES OVER (UNDER) EXPENDITURES	33,831	38,345	4,514
	<u> </u>	<u> </u>	<u> </u>
OTHER FINANCING SOURCES (USES)			
Transfer out	(40,000)	(40,000)	—
	<u> </u>	<u> </u>	<u> </u>
Total other financing sources (uses)	(40,000)	(40,000)	—
	<u> </u>	<u> </u>	<u> </u>
NET CHANGE IN FUND BALANCE	\$ <u>(6,169)</u>	(1,655)	<u>4,514</u>
FUND BALANCE (GAAP), beginning of year		<u>19,898</u>	
FUND BALANCE (GAAP), end of year		<u>\$ <u>18,243</u></u>	

BOONE COUNTY, MISSOURI

**SCHEDULE OF REVENUES, EXPENSES AND CHANGES
IN FUND BALANCES - BUDGET AND ACTUAL - BUDGET BASIS -
SHERIFF REVOLVING FUND**

For The Year Ended December 31, 2011

	Final Revised Budget	Actual	Variance with Final Budget Positive (Negative)
	<u> </u>	<u> </u>	<u> </u>
REVENUES			
Licenses and permits	\$ 46,058	75,989	29,931
Investment income	661	688	27
	<u> </u>	<u> </u>	<u> </u>
Total revenues	46,719	76,677	29,958
	<u> </u>	<u> </u>	<u> </u>
EXPENDITURES			
Supplies, services, and other charges	26,315	25,421	894
Capital outlay	32,035	25,585	6,450
	<u> </u>	<u> </u>	<u> </u>
Total expenditures	58,350	51,006	7,344
	<u> </u>	<u> </u>	<u> </u>
REVENUES OVER (UNDER) EXPENDITURES	\$ <u>(11,631)</u>	25,671	<u>37,302</u>
FUND BALANCE (GAAP), beginning of year		89,958	
Less encumbrances, beginning of year		(11,637)	
Add encumbrances, end of year		<u>193</u>	
FUND BALANCE (GAAP), end of year		\$ <u>104,185</u>	

BOONE COUNTY, MISSOURI

**SCHEDULE OF REVENUES, EXPENSES AND CHANGES
IN FUND BALANCES - BUDGET AND ACTUAL - BUDGET BASIS -
INMATE SECURITY FUND**

For The Year Ended December 31, 2011

	Final Revised Budget	Actual	Variance with Final Budget Positive (Negative)
	<u> </u>	<u> </u>	<u> </u>
REVENUES			
Charges for services	\$ 21,000	17,413	(3,587)
Investment income	115	543	428
	<u> </u>	<u> </u>	<u> </u>
Total revenues	21,115	17,956	(3,159)
	<u> </u>	<u> </u>	<u> </u>
EXPENDITURES			
Capital outlay	50,000	—	50,000
	<u> </u>	<u> </u>	<u> </u>
Total expenditures	50,000	—	50,000
	<u> </u>	<u> </u>	<u> </u>
REVENUES OVER (UNDER) EXPENDITURES	\$ <u>(28,885)</u>	17,956	<u>46,841</u>
FUND BALANCE (GAAP), beginning of year		<u>73,955</u>	
FUND BALANCE (GAAP), end of year		\$ <u>91,911</u>	

BOONE COUNTY, MISSOURI

**SCHEDULE OF REVENUES, EXPENSES AND CHANGES
IN FUND BALANCES - BUDGET AND ACTUAL - BUDGET BASIS -
PROSECUTING ATTORNEY TRAINING FUND
For The Year Ended December 31, 2011**

	Final Revised Budget	Actual	Final Budget Positive (Negative)
	<u> </u>	<u> </u>	<u> </u>
REVENUES			
Charges for services	\$ 4,500	4,412	(88)
Investment income	19	26	7
	<u> </u>	<u> </u>	<u> </u>
Total revenues	4,519	4,438	(81)
	<u> </u>	<u> </u>	<u> </u>
EXPENDITURES			
Supplies, services, and other charges	5,614	3,901	1,713
	<u> </u>	<u> </u>	<u> </u>
Total expenditures	5,614	3,901	1,713
	<u> </u>	<u> </u>	<u> </u>
REVENUES OVER (UNDER) EXPENDITURES	\$ <u>(1,095)</u>	537	<u>1,632</u>
FUND BALANCE (GAAP), beginning of year		<u>3,461</u>	
FUND BALANCE (GAAP), end of year		\$ <u><u>3,998</u></u>	

BOONE COUNTY, MISSOURI

**SCHEDULE OF REVENUES, EXPENSES AND CHANGES
IN FUND BALANCES - BUDGET AND ACTUAL - BUDGET BASIS -
PROSECUTING ATTORNEY TAX COLLECTION FUND
For The Year Ended December 31, 2011**

	Final Revised Budget	Actual	Variance with Final Budget Positive (Negative)
	<u> </u>	<u> </u>	<u> </u>
REVENUES			
Charges for services	\$ 40,000	72,651	32,651
Investment income	155	172	17
Miscellaneous	<u>—</u>	<u>—</u>	<u>—</u>
Total revenues	<u>40,155</u>	<u>72,823</u>	<u>32,668</u>
EXPENDITURES			
Personal services	71,695	71,695	—
Supplies, services, and other charges	3,035	2,788	247
Capital outlay	<u>—</u>	<u>—</u>	<u>—</u>
Total expenditures	<u>74,730</u>	<u>74,483</u>	<u>247</u>
REVENUES OVER (UNDER) EXPENDITURES	<u>(34,575)</u>	<u>(1,660)</u>	<u>32,915</u>
OTHER FINANCING SOURCES (USES)			
Transfers out	<u>(1,500)</u>	<u>(1,500)</u>	<u>—</u>
Total other financing sources (uses)	<u>(1,500)</u>	<u>(1,500)</u>	<u>—</u>
NET CHANGE IN FUND BALANCE	<u>\$ (36,075)</u>	<u>(3,160)</u>	<u>32,915</u>
FUND BALANCE (GAAP), beginning of year		<u>30,204</u>	
FUND BALANCE (GAAP), end of year		<u>\$ 27,044</u>	

BOONE COUNTY, MISSOURI

**SCHEDULE OF REVENUES, EXPENSES AND CHANGES
IN FUND BALANCES - BUDGET AND ACTUAL - BUDGET BASIS -
PROSECUTING ATTORNEY CONTINGENCY FUND
For The Year Ended December 31, 2011**

	Final Revised Budget	Actual	Variance with Final Budget Positive (Negative)
	<u> </u>	<u> </u>	<u> </u>
REVENUES			
Charges for services	\$ <u>20,000</u>	<u>19,965</u>	<u>(35)</u>
Total revenues	<u>20,000</u>	<u>19,965</u>	<u>(35)</u>
EXPENDITURES			
Supplies, services, and other charges	<u>20,000</u>	<u>20,000</u>	<u>—</u>
Total expenditures	<u>20,000</u>	<u>20,000</u>	<u>—</u>
REVENUES OVER (UNDER) EXPENDITURES	\$ <u> —</u>	<u> (35)</u>	<u> (35)</u>
FUND BALANCE (GAAP), beginning of year		<u> 35</u>	
FUND BALANCE (GAAP), end of year		\$ <u> —</u>	

BOONE COUNTY, MISSOURI

**SCHEDULE OF REVENUES, EXPENSES AND CHANGES
IN FUND BALANCES - BUDGET AND ACTUAL - BUDGET BASIS -
PROSECUTING ATTORNEY BAD CHECK COLLECTION FUND
For The Year Ended December 31, 2011**

	Final Revised Budget	Actual	Variance with Final Budget Positive (Negative)
	<u> </u>	<u> </u>	<u> </u>
REVENUES			
Charges for services	\$ 75,000	57,233	(17,767)
Investment income	225	172	(53)
Miscellaneous	65	32	(33)
	<u> </u>	<u> </u>	<u> </u>
Total revenues	75,290	57,437	(17,853)
	<u> </u>	<u> </u>	<u> </u>
EXPENDITURES			
Personal services	54,768	50,949	3,819
Supplies, services, and other charges	4,682	3,391	1,291
	<u> </u>	<u> </u>	<u> </u>
Total expenditures	59,450	54,340	5,110
	<u> </u>	<u> </u>	<u> </u>
REVENUES OVER (UNDER) EXPENDITURES	15,840	3,097	(12,743)
	<u> </u>	<u> </u>	<u> </u>
OTHER FINANCING SOURCES (USES)			
Transfers in	1,500	1,500	—
	<u> </u>	<u> </u>	<u> </u>
Total other financing sources (uses)	1,500	1,500	—
	<u> </u>	<u> </u>	<u> </u>
NET CHANGE IN FUND BALANCE	\$ <u>17,340</u>	4,597	<u>(12,743)</u>
FUND BALANCE (GAAP), beginning of year		<u>(4,148)</u>	
FUND BALANCE (GAAP), end of year		\$ <u>449</u>	

BOONE COUNTY, MISSOURI

**SCHEDULE OF REVENUES, EXPENSES AND CHANGES
IN FUND BALANCES - BUDGET AND ACTUAL - BUDGET BASIS -
PROSECUTING ATTORNEY FORFEITURE FUND
For The Year Ended December 31, 2011**

	Final Revised Budget	Actual	Variance with Final Budget Positive (Negative)
	<u> </u>	<u> </u>	<u> </u>
REVENUES			
Investment income	\$ 184	65	(119)
Miscellaneous:	<u>—</u>	<u>116</u>	<u>116</u>
Total revenues	<u>184</u>	<u>181</u>	<u>(3)</u>
EXPENDITURES			
Supplies, services, and other charges	4,580	—	(4,580)
Capital outlay	<u>8,920</u>	<u>8,917</u>	<u>3</u>
Total expenditures	<u>13,500</u>	<u>8,917</u>	<u>(4,577)</u>
REVENUES OVER (UNDER) EXPENDITURES	\$ <u><u>(13,316)</u></u>	(8,736)	<u><u>(4,580)</u></u>
FUND BALANCE (GAAP), beginning of year		<u>13,993</u>	
FUND BALANCE (GAAP), end of year		\$ <u><u>5,257</u></u>	

BOONE COUNTY, MISSOURI

**SCHEDULE OF REVENUES, EXPENSES AND CHANGES
IN FUND BALANCES - BUDGET AND ACTUAL - BUDGET BASIS -
RECORD PRESERVATION FUND
For The Year Ended December 31, 2011**

	Final Revised Budget	Actual	Variance with Final Budget Positive (Negative)
	<u> </u>	<u> </u>	<u> </u>
REVENUES			
Charges for services	\$ 79,625	93,132	13,507
Investment income	2,680	3,243	563
Miscellaneous	<u> —</u>	<u> 8</u>	<u> 8</u>
Total revenues	<u> 82,305</u>	<u> 96,383</u>	<u> 14,078</u>
EXPENDITURES			
Supplies, services, and other charges	398,284	138,871	259,413
Capital outlay	<u> 6,800</u>	<u> 5,659</u>	<u> 1,141</u>
Total expenditures	<u> 405,084</u>	<u> 144,530</u>	<u> 260,554</u>
REVENUES OVER (UNDER) EXPENDITURES	<u> (322,779)</u>	<u> (48,147)</u>	<u> 274,632</u>
OTHER FINANCING SOURCES (USES)			
Transfers out	<u> (8,716)</u>	<u> (8,716)</u>	<u> —</u>
Total other financing sources (uses)	<u> (8,716)</u>	<u> (8,716)</u>	<u> —</u>
NET CHANGE IN FUND BALANCE	\$ <u> (322,779)</u>	(56,863)	<u> 274,632</u>
FUND BALANCE (GAAP), beginning of year		<u> 536,249</u>	
FUND BALANCE (GAAP), end of year		\$ <u> 479,386</u>	

BOONE COUNTY, MISSOURI

**SCHEDULE OF REVENUES, EXPENSES AND CHANGES
IN FUND BALANCES - BUDGET AND ACTUAL - BUDGET BASIS -
FAMILY SERVICES AND JUSTICE FUND
For The Year Ended December 31, 2011**

	Final Revised Budget	Actual	Variance with Final Budget Positive (Negative)
	<u> </u>	<u> </u>	<u> </u>
REVENUES			
Intergovernmental	\$ 32,800	30,053	(2,747)
Charges for services	96,650	93,373	(3,277)
Investment income	270	328	58
Miscellaneous:			
Other	<u>1,000</u>	<u>800</u>	<u>(200)</u>
Total revenues	<u>130,720</u>	<u>124,554</u>	<u>(6,166)</u>
EXPENDITURES			
Supplies, services, and other charges	<u>147,500</u>	<u>135,880</u>	<u>11,620</u>
Total expenditures	<u>147,500</u>	<u>135,880</u>	<u>11,620</u>
REVENUES OVER (UNDER) EXPENDITURES	\$ <u><u>(16,780)</u></u>	(11,326)	<u><u>5,454</u></u>
FUND BALANCE (GAAP), beginning of year		<u>36,843</u>	
FUND BALANCE (GAAP), end of year		\$ <u><u>25,517</u></u>	

BOONE COUNTY, MISSOURI

**SCHEDULE OF REVENUES, EXPENSES AND CHANGES
IN FUND BALANCES - BUDGET AND ACTUAL - BUDGET BASIS -
CIRCUIT DRUG COURT FUND
For The Year Ended December 31, 2011**

	Final Revised Budget	Actual	Variance with Final Budget Positive (Negative)
	<u> </u>	<u> </u>	<u> </u>
REVENUES			
Charges for services	\$ 130,000	116,053	(13,947)
Investment income	550	1,532	982
Miscellaneous:			
Other	<u> </u>	<u>1,006</u>	<u>1,006</u>
Total revenues	<u>130,550</u>	<u>118,591</u>	<u>(11,959)</u>
EXPENDITURES			
Supplies, services, and other charges	128,470	80,165	48,305
Capital outlay	<u>770</u>	<u>623</u>	<u>147</u>
Total expenditures	<u>129,240</u>	<u>80,788</u>	<u>48,452</u>
REVENUES OVER (UNDER) EXPENDITURES	\$ <u>1,310</u>	37,803	<u>36,493</u>
FUND BALANCE (GAAP), beginning of year		203,912	
Less encumbrances, beginning of year		<u>(2,471)</u>	
FUND BALANCE (GAAP), end of year		\$ <u>239,244</u>	

BOONE COUNTY, MISSOURI

**SCHEDULE OF REVENUES, EXPENSES AND CHANGES
IN FUND BALANCES - BUDGET AND ACTUAL - BUDGET BASIS -
ADMINISTRATION OF JUSTICE FUND
For The Year Ended December 31, 2011**

	Final Revised Budget	Actual	Variance with Final Budget Positive (Negative)
	<u> </u>	<u> </u>	<u> </u>
REVENUES			
Charges for services	\$ 20,000	14,304	(5,696)
Investment income	285	637	352
	<u> </u>	<u> </u>	<u> </u>
Total revenues	20,285	14,941	(5,344)
	<u> </u>	<u> </u>	<u> </u>
EXPENDITURES			
Supplies, services, and other charges	12,600	2,303	10,297
Capital outlay	3,500	296	3,204
	<u> </u>	<u> </u>	<u> </u>
Total expenditures	16,100	2,599	13,501
	<u> </u>	<u> </u>	<u> </u>
REVENUES OVER (UNDER) EXPENDITURES	4,185	12,342	8,157
	<u> </u>	<u> </u>	<u> </u>
OTHER FINANCING SOURCES (USES)			
Transfer in	452	452	—
	<u> </u>	<u> </u>	<u> </u>
Total other financing sources (uses)	452	452	—
	<u> </u>	<u> </u>	<u> </u>
NET CHANGE IN FUND BALANCE	\$ <u>4,637</u>	12,794	<u>8,157</u>
FUND BALANCE (GAAP), beginning of year		<u>89,022</u>	
FUND BALANCE (GAAP), end of year		\$ <u><u>101,816</u></u>	

BOONE COUNTY, MISSOURI

**SCHEDULE OF REVENUES, EXPENSES AND CHANGES
IN FUND BALANCES - BUDGET AND ACTUAL - BUDGET BASIS -
RECOVERY ACT GRANTS - CYBER CRIMES AND
VIOLENCE AGAINST WOMEN FUND
For The Year Ended December 31, 2011**

	Final Revised Budget	Actual	Variance with Final Budget Positive (Negative)
	<u> </u>	<u> </u>	<u> </u>
REVENUES			
Intergovernmental	\$ 305,685	210,786	(94,899)
Total revenues	<u>305,685</u>	<u>210,786</u>	<u>(94,899)</u>
EXPENDITURES			
Personal Services	161,627	156,805	4,822
Supplies, services, and other charges	138,684	48,666	90,018
Capital outlay	<u>5,359</u>	<u>5,358</u>	<u>1</u>
Total expenditures	<u>305,670</u>	<u>210,829</u>	<u>94,841</u>
REVENUES OVER (UNDER) EXPENDITURES	<u>15</u>	<u>(43)</u>	<u>(58)</u>
OTHER FINANCING SOURCES (USES)			
Transfer in	<u>—</u>	<u>—</u>	<u>—</u>
Total other financing sources (uses)	<u>—</u>	<u>—</u>	<u>—</u>
NET CHANGE IN FUND BALANCE	\$ <u>15</u>	(43)	<u>(58)</u>
FUND BALANCE (GAAP), beginning of year		<u>109</u>	
FUND BALANCE (GAAP), end of year		\$ <u>66</u>	

BOONE COUNTY, MISSOURI

**SCHEDULE OF REVENUES, EXPENSES AND CHANGES
IN FUND BALANCES - BUDGET AND ACTUAL - BUDGET BASIS -
JUSTICE ASSISTANCE GRANT - RECOVERY ACT STIMULUS FUND
For The Year Ended December 31, 2011**

	Final Revised Budget	Actual	Variance with Final Budget Positive (Negative)
	<u> </u>	<u> </u>	<u> </u>
REVENUES			
Intergovernmental	\$ <u> —</u>	<u> 5,053</u>	<u> 5,053</u>
Total revenues	<u> —</u>	<u> 5,053</u>	<u> 5,053</u>
EXPENDITURES	<u> —</u>	<u> —</u>	<u> —</u>
Total expenditures	<u> —</u>	<u> —</u>	<u> —</u>
REVENUES OVER (UNDER) EXPENDITURES	\$ <u><u> —</u></u>	<u> 5,053</u>	<u><u> 5,053</u></u>
FUND BALANCE (GAAP), beginning of year		—	
Less encumbrances, beginning of year		<u> (5,053)</u>	
FUND BALANCE (GAAP), end of year		\$ <u><u> —</u></u>	

BOONE COUNTY, MISSOURI

**SCHEDULE OF REVENUES, EXPENSES AND CHANGES
IN FUND BALANCES - BUDGET AND ACTUAL - BUDGET BASIS -
NEIGHBORHOOD IMPROVEMENT DISTRICTS FUND
For The Year Ended December 31, 2011**

	Final Revised Budget	Actual	Variance with Final Budget Positive (Negative)
	<u> </u>	<u> </u>	<u> </u>
REVENUES			
Assessments	\$ —	174,142	174,142
Intergovernmental	56,388	35,869	(20,519)
Investment income	<u>—</u>	<u>1,368</u>	<u>1,368</u>
Total revenues	<u>56,388</u>	<u>211,379</u>	<u>154,991</u>
EXPENDITURES			
Other services and charges	<u>563,231</u>	<u>146,524</u>	<u>416,707</u>
Total expenditures	<u>563,231</u>	<u>146,524</u>	<u>416,707</u>
REVENUES OVER (UNDER) EXPENDITURES	<u>(506,843)</u>	<u>64,855</u>	<u>571,698</u>
OTHER FINANCING SOURCES(USES)			
Transfers in	—	—	—
Transfers out	(465)	(17,709)	(17,244)
Proceeds of General Obligation bonds	<u>—</u>	<u>562,132</u>	<u>562,132</u>
Total other financing sources (uses)	<u>(465)</u>	<u>544,423</u>	<u>544,888</u>
NET CHANGE IN FUND BALANCES	\$ <u>—</u>	609,278	<u>1,133,830</u>
FUND BALANCE (DEFICIT) (GAAP), beginning of year		<u>(620,390)</u>	
FUND BALANCE (DEFICIT) (GAAP), end of year		\$ <u>(11,112)</u>	

BOONE COUNTY, MISSOURI

**SCHEDULE OF REVENUES, EXPENSES AND CHANGES
IN FUND BALANCES - BUDGET AND ACTUAL - BUDGET BASIS -
LAW LIBRARY FUND**

For The Year Ended December 31, 2011

	Final Revised Budget	Actual	Variance with Final Budget Positive (Negative)
	<u> </u>	<u> </u>	<u> </u>
REVENUES			
Fines and forfeitures	\$ 27,765	27,765	—
Investment income	556	556	—
Miscellaneous:			
Other	<u>111</u>	<u>111</u>	<u>—</u>
Total revenues	<u>28,432</u>	<u>28,432</u>	<u>—</u>
EXPENDITURES			
Supplies, services, and other charges	<u>6,345</u>	<u>6,345</u>	<u>—</u>
Total expenditures	<u>6,345</u>	<u>6,345</u>	<u>—</u>
REVENUES OVER (UNDER) EXPENDITURES	<u>\$ 22,087</u>	22,087	<u>—</u>
FUND BALANCE (GAAP), beginning of year		<u>72,117</u>	
FUND BALANCE (GAAP), end of year		<u>\$ 94,204</u>	

BOONE COUNTY, MISSOURI

DEBT SERVICE FUNDS

Debt Service Funds account for resources used for the payments of principal, interest, and other expenditures on long-term general and special obligation debt.

Debt Service Reserve Fund - To hold in trust the moneys required as a reserve for the 2003 Special Obligation Refunding and Improvement Bonds issued in the amount of \$5,240,000. These bonds were issued in 2003 to refund the Series 1993 Special Obligation Administration Building Bonds, for which the debt service reserve fund previously held moneys in trust. Financing for the bond issue is obtained through an annual appropriation for rental payments from the County. Payments of principal are required annually and interest payments required semi-annually until 2018. The moneys in this fund will be used to make the final payments on the bonds.

Series 2005 Special Obligation Bond - Taxable - To hold in trust the moneys required as a reserve for the bonds and to accumulate moneys for payment of the principal and interest on \$2,005,000 taxable special obligation bonds issued in 2005 for the purchase of land and buildings. Financing for the annual debt service requirements is primarily obtained through revenues received from lease of the land and buildings. Interest-only payments are required through 2007 with principal and interest payments required 2008 through 2014 followed by a final balloon payment in 2015.

Series 2010 Special Obligation Bond - Taxable - To hold in trust the moneys required as a reserve for the bonds and to accumulate moneys for payment of the principal and interest on \$830,000 taxable special obligation bonds issued in 2010 for the construction of buildings. Financing for the annual debt service requirements is primarily obtained through revenues received from lease of the land and buildings. Principal payments are required annually beginning in 2011 through 2020 and interest payments are required semi-annually beginning in 2010 through 2020.

Series 2000A Neighborhood Improvement District Bond Fund - Sewer - To accumulate moneys for payment of the principal and interest on \$280,000 general obligation neighborhood improvement bonds issued in 2000. Financing is obtained through fees paid by property owners within the neighborhood improvement district. Principal payments are required annually and interest payments are required semi-annually until 2010. The fees in excess of actual requirements are legally restricted to servicing this debt.

Series 2000B Neighborhood Improvement District Bond Fund - Road - To accumulate moneys for payment of the principal and interest on \$184,000 general obligation neighborhood improvement bonds issued in 2000. Financing is obtained through fees paid by property owners within the neighborhood improvement district. Principal payments are required annually and interest payments are required semi-annually until 2010. The fees in excess of actual requirements are legally restricted to servicing this debt.

Series 2001 Neighborhood Improvement District Bond Fund - Road - To accumulate moneys for payment of the principal and interest on \$305,000 general obligation neighborhood improvement bonds issued in 2001. Financing is obtained through fees paid by property owners within the neighborhood improvement district. Principal payments are required annually and interest payments are required semi-annually until 2012. The fees in excess of actual requirements are legally restricted to servicing this debt.

Series 2006A Neighborhood Improvement District Bond Fund - Road - To accumulate moneys for payment of the principal and interest on \$182,000 general obligation neighborhood improvement bonds issued in 2006. Financing is obtained through fees paid by property owners within the neighborhood improvement district. Principal payments are required annually and interest payments are required semi-annually until 2016. The fees in excess of actual requirements are legally restricted to servicing this debt.

BOONE COUNTY, MISSOURI

DEBT SERVICE FUNDS

Series 2010A Neighborhood Improvement District Bond Fund - Sewer - To accumulate moneys for payment of the principal and interest on \$204,000 general obligation neighborhood improvement bonds issued in 2010. Financing is obtained through fees paid by property owners within the neighborhood improvement district. Principal payments are required annually and interest payments are required semi-annually until 2030. The fees in excess of actual requirements are legally restricted to servicing this debt.

Series 2010 Neighborhood Improvement District Bond Fund - Sewer - To accumulate moneys for payment of the principal and interest on \$123,675 general obligation neighborhood improvement bonds issued in 2010. Financing is obtained through fees paid by property owners within the neighborhood improvement district. Principal payments are required annually and interest payments are required semi-annually until 2029. The fees in excess of actual requirements are legally restricted to servicing this debt.

Series 2011A Neighborhood Improvement District Bond Fund - Road - To accumulate moneys for payment of the principal and interest on \$450,000 general obligation neighborhood improvement bonds issued in 2011. Financing is obtained through fees paid by property owners within the neighborhood improvement district. Principal payments are required annually and interest payments are required semi-annually until 2021. The fees in excess of actual requirements are legally restricted to servicing this debt.

Series 2011B Neighborhood Improvement District Bond Fund - Sewer - To accumulate moneys for payment of the principal and interest on \$71,000 general obligation neighborhood improvement bonds issued in 2011. Financing is obtained through fees paid by property owners within the neighborhood improvement district. Principal payments are required annually and interest payments are required semi-annually until 2031. The fees in excess of actual requirements are legally restricted to servicing this debt.

BOONE COUNTY, MISSOURI

**COMBINING BALANCE SHEET -
NONMAJOR DEBT SERVICE FUNDS
December 31, 2011**

	Debt Service Reserve	Series 2005 Special Obligation Bond - Taxable	Series 2010 Special Obligation Bond - Taxable	Series 2000A Neighborhood Improvement District Bond - Sewer	Series 2000B Neighborhood Improvement District Bond - Road	Series 2001 Neighborhood Improvement District Bond - Road	Series 2006A Neighborhood Improvement District Bond - Road	Series 2010A Neighborhood Improvement District Bond - Sewer	Series 2010 Neighborhood Improvement District Bond - Sewer	Series 2011A Neighborhood Improvement District Bond - Road	Series 2011B Neighborhood Improvement District Bond - Sewer	Total Nonmajor Debt Service Funds
ASSETS												
Cash and cash equivalents	\$ —	—	—	1,046	653	725	7,436	7,246	5,928	35,483	4,622	63,139
Investments	—	18,575	102,831	—	—	77,355	1,942	11,481	—	—	—	212,184
Accrued interest	—	1,143	108	—	—	55	2	8	—	—	—	1,316
Assessments receivable	—	—	—	—	—	1,239	96,962	201,114	138,822	432,546	75,307	945,990
Restricted assets:												—
Cash and cash equivalents	524,000	1,853,384	—	—	—	—	—	—	—	—	—	2,377,384
Total assets	\$ 524,000	1,873,102	102,939	1,046	653	79,374	106,342	219,849	144,750	468,029	79,929	3,600,013
LIABILITIES AND FUND BALANCES												
Liabilities:												
Advance from other funds	\$ —	—	—	—	—	—	—	—	176	—	—	176
Deferred revenue	—	—	—	—	—	519	81,763	198,989	137,555	419,524	74,823	913,173
Total liabilities	—	—	—	—	—	519	81,763	198,989	137,731	419,524	74,823	913,349
Fund balances:												
Restricted for Debt Service	524,000	1,873,102	102,939	1,046	653	78,855	24,579	20,860	7,019	48,505	5,106	2,686,664
Total fund balances	524,000	1,873,102	102,939	1,046	653	78,855	24,579	20,860	7,019	48,505	5,106	2,686,664
Total liabilities and fund balances	\$ 524,000	1,873,102	102,939	1,046	653	79,374	106,342	219,849	144,750	468,029	79,929	3,600,013

BOONE COUNTY, MISSOURI

**COMBINING STATEMENT OF REVENUES, EXPENDITURES AND CHANGES IN FUND BALANCES -
NONMAJOR DEBT SERVICE FUNDS
For The Year Ended December 31, 2011**

	Debt Service Reserve	Series 2005 Special Obligation Bond -Taxable	Series 2010 Special Obligation Bond -Taxable	Neighborhood Improvement District Bond - Sewer	Neighborhood Improvement District Bond - Road	Neighborhood Improvement District Bond - Road	Neighborhood Improvement District Bond - Road	Neighborhood Improvement District Bond - Sewer	Neighborhood Improvement District Bond - Sewer	Neighborhood Improvement District Bond - Road	Neighborhood Improvement District Bond - Sewer	Nonmajor Debt Service Funds
REVENUES												
Assessments	\$ —	—	—	1,046	653	4,177	22,636	10,506	8,316	48,505	5,106	100,945
Intergovernmental			14,510									14,510
Investment income	—	11,376	201	164	83	525	33	97	—	—	—	12,479
Total revenues	—	11,376	14,711	1,210	736	4,702	22,669	10,603	8,316	48,505	5,106	127,934
EXPENDITURES												
Principal retirement	—	55,000	70,000	—	—	35,000	17,000	1,000	16,807	—	—	194,807
Interest and fiscal charges	—	109,774	32,244	—	—	2,496	5,207	10,098	2,139	—	—	161,958
Total expenditures	—	164,774	102,244	—	—	37,496	22,207	11,098	18,946	—	—	356,765
REVENUES OVER (UNDER) EXPENDITURES	—	(153,398)	(87,533)	1,210	736	(32,794)	462	(495)	(10,630)	48,505	5,106	(228,831)
OTHER FINANCING SOURCES (USES)												
Transfers in	—	—	100,000	—	—	—	—	—	17,649	—	—	117,649
Transfers out	—	—	—	(20,140)	(13,379)	—	—	—	—	—	—	(33,519)
Total other financing sources (uses)	—	—	100,000	(20,140)	(13,379)	—	—	—	17,649	—	—	84,130
NET CHANGE IN FUND BALANCE	—	(153,398)	12,467	(18,930)	(12,643)	(32,794)	462	(495)	7,019	48,505	5,106	(144,701)
FUND BALANCES, beginning of year	524,000	2,026,500	90,472	19,976	13,296	111,649	24,117	21,355	—	—	—	2,831,365
FUND BALANCES, end of year	\$ 524,000	1,873,102	102,939	1,046	653	78,855	24,579	20,860	7,019	48,505	5,106	2,686,664

BOONE COUNTY, MISSOURI

**SCHEDULE OF REVENUES, EXPENSES AND CHANGES
IN FUND BALANCES - BUDGET AND ACTUAL - BUDGET BASIS -
SERIES 2008 NEIGHBORHOOD IMPROVEMENT DISTRICT BOND FUND – SEWER –
MAJOR FUND
For The Year Ended December 31, 2011**

	Final Revised Budget	Actual	Variance with Final Budget Positive (Negative)
REVENUES			
Assessments	\$ 72,201	68,391	(3,810)
Charges for services	5,795	—	(5,795)
Investment income	—	320	320
Total revenues	<u>77,996</u>	<u>68,711</u>	<u>(9,285)</u>
EXPENDITURES			
Principal retirement	48,800	48,800	—
Interest and fiscal charges	29,852	24,056	5,796
Total expenditures	<u>78,652</u>	<u>72,856</u>	<u>5,796</u>
REVENUES OVER (UNDER) EXPENDITURES	(656)	(4,145)	(3,489)
OTHER FINANCING SOURCES (USES)			
Transfer in	—	60	60
Total other financing sources (uses)	—	60	60
NET CHANGE IN FUND BALANCE	<u>\$ (656)</u>	<u>(4,085)</u>	<u>(3,429)</u>
FUND BALANCE (GAAP), beginning of year		<u>105,641</u>	
FUND BALANCE (GAAP), end of year		<u>\$ 101,556</u>	

BOONE COUNTY, MISSOURI

**SCHEDULE OF REVENUES, EXPENSES AND CHANGES
IN FUND BALANCES - BUDGET AND ACTUAL - BUDGET BASIS -
SERIES 2005 SPECIAL OBLIGATION BOND FUND
For The Year Ended December 31, 2011**

	Final Revised Budget	Actual	Variance with Final Budget Positive (Negative)
	<u> </u>	<u> </u>	<u> </u>
REVENUES			
Investment income	\$ 10,200	11,376	1,176
	<u> </u>	<u> </u>	<u> </u>
Total revenues	10,200	11,376	1,176
	<u> </u>	<u> </u>	<u> </u>
EXPENDITURES			
Principal retirement	55,000	55,000	—
Interest and fiscal charges	109,800	109,774	26
	<u> </u>	<u> </u>	<u> </u>
Total expenditures	164,800	164,774	26
	<u> </u>	<u> </u>	<u> </u>
REVENUES OVER (UNDER) EXPENDITURES	\$ <u>(154,600)</u>	(153,398)	<u>26</u>
FUND BALANCE (GAAP), beginning of year		<u>2,026,500</u>	
FUND BALANCE (GAAP), end of year		\$ <u><u>1,873,102</u></u>	

BOONE COUNTY, MISSOURI

**SCHEDULE OF REVENUES, EXPENSES AND CHANGES
IN FUND BALANCES - BUDGET AND ACTUAL - BUDGET BASIS -
SERIES 2010 SPECIAL OBLIGATION BOND FUND
For The Year Ended December 31, 2011**

	Final Revised Budget	Actual	Variance with Final Budget Positive (Negative)
	<u> </u>	<u> </u>	<u> </u>
REVENUES			
Intergovernmental	\$ 14,510	14,510	—
Investment income	—	201	201
	<u> </u>	<u> </u>	<u> </u>
Total revenues	<u>14,510</u>	<u>14,711</u>	<u>201</u>
EXPENDITURES			
Principal retirement	70,000	70,000	—
Interest and fiscal charges	32,245	32,244	1
	<u> </u>	<u> </u>	<u> </u>
Total expenditures	<u>102,245</u>	<u>102,244</u>	<u>1</u>
REVENUES OVER (UNDER) EXPENDITURES	(87,735)	(87,533)	202
OTHER FINANCING SOURCES (USES)			
Transfer in	100,000	100,000	—
	<u> </u>	<u> </u>	<u> </u>
NET CHANGE IN FUND BALANCE	<u>\$ 12,265</u>	12,467	<u>202</u>
FUND BALANCE (GAAP), beginning of year		<u>90,472</u>	
FUND BALANCE (GAAP), end of year		<u>\$ 102,939</u>	

BOONE COUNTY, MISSOURI

**SCHEDULE OF REVENUES, EXPENSES AND CHANGES
IN FUND BALANCES - BUDGET AND ACTUAL - BUDGET BASIS -
SERIES 2000A NEIGHBORHOOD IMPROVEMENT DISTRICT BOND FUND
For The Year Ended December 31, 2011**

	Final Revised Budget	Actual	Variance with Final Budget Positive (Negative)
	<u> </u>	<u> </u>	<u> </u>
REVENUES			
Assessments	\$ —	1,046	1,046
Investment income	—	164	164
	<u> </u>	<u> </u>	<u> </u>
Total revenues	<u> </u>	<u>1,210</u>	<u>1,210</u>
EXPENDITURES			
Principal retirement	—	—	—
Interest and fiscal charges	—	—	—
	<u> </u>	<u> </u>	<u> </u>
Total expenditures	<u> </u>	<u> </u>	<u> </u>
REVENUES OVER (UNDER) EXPENDITURES	—	1,210	1,210
OTHER FINANCING SOURCES (USES)			
Transfer out	<u>(20,141)</u>	<u>(20,140)</u>	<u>(1)</u>
NET CHANGE IN FUND BALANCE	<u>\$ (20,141)</u>	<u>(18,930)</u>	<u>1,209</u>
FUND BALANCE (GAAP), beginning of year		<u>19,976</u>	
FUND BALANCE (GAAP), end of year		<u>\$ 1,046</u>	

BOONE COUNTY, MISSOURI

**SCHEDULE OF REVENUES, EXPENSES AND CHANGES
IN FUND BALANCES - BUDGET AND ACTUAL - BUDGET BASIS -
SERIES 2000B NEIGHBORHOOD IMPROVEMENT DISTRICT BOND FUND
For The Year Ended December 31, 2011**

	Final Revised Budget	Actual	Variance with Final Budget Positive (Negative)
	<u> </u>	<u> </u>	<u> </u>
REVENUES			
Assessments	\$ —	653	653
Investment income	—	83	83
	<u> </u>	<u> </u>	<u> </u>
Total revenues	—	736	736
	<u> </u>	<u> </u>	<u> </u>
EXPENDITURES	—	—	—
	<u> </u>	<u> </u>	<u> </u>
REVENUES OVER (UNDER) EXPENDITURES	—	736	736
OTHER FINANCING SOURCES (USES)			
Transfer out	(13,379)	(13,379)	—
	<u> </u>	<u> </u>	<u> </u>
NET CHANGE IN FUND BALANCE	\$ (13,379)	(12,643)	736
	<u> </u>	<u> </u>	<u> </u>
FUND BALANCE (GAAP), beginning of year		13,296	
		<u> </u>	
FUND BALANCE (GAAP), end of year		\$ 653	
		<u> </u>	

BOONE COUNTY, MISSOURI

**SCHEDULE OF REVENUES, EXPENSES AND CHANGES
IN FUND BALANCES - BUDGET AND ACTUAL - BUDGET BASIS -
SERIES 2001 NEIGHBORHOOD IMPROVEMENT DISTRICT BOND FUND
For The Year Ended December 31, 2011**

	Final Revised Budget	Actual	Variance with Final Budget Positive (Negative)
	<u> </u>	<u> </u>	<u> </u>
REVENUES			
Assessments	\$ —	4,177	4,177
Investment income	562	525	(37)
	<u> </u>	<u> </u>	<u> </u>
Total revenues	562	4,702	4,140
	<u> </u>	<u> </u>	<u> </u>
EXPENDITURES			
Principal retirement	35,000	35,000	—
Interest and fiscal charges	2,735	2,496	239
	<u> </u>	<u> </u>	<u> </u>
Total expenditures	37,735	37,496	239
	<u> </u>	<u> </u>	<u> </u>
REVENUES OVER (UNDER) EXPENDITURES			
	\$ <u>(37,173)</u>	(32,794)	<u>4,379</u>
FUND BALANCE (GAAP), beginning of year			
		<u>111,649</u>	
FUND BALANCE (GAAP), end of year			
		\$ <u><u>78,855</u></u>	

BOONE COUNTY, MISSOURI

**SCHEDULE OF REVENUES, EXPENSES AND CHANGES
IN FUND BALANCES - BUDGET AND ACTUAL - BUDGET BASIS -
SERIES 2006A NEIGHBORHOOD IMPROVEMENT DISTRICT BOND FUND
For The Year Ended December 31, 2011**

	Final Revised Budget	Actual	Variance with Final Budget Positive (Negative)
	<u> </u>	<u> </u>	<u> </u>
REVENUES			
Assessments	\$ 22,410	22,636	226
Investment income	54	33	(21)
	<u> </u>	<u> </u>	<u> </u>
Total revenues	22,464	22,669	205
	<u> </u>	<u> </u>	<u> </u>
EXPENDITURES			
Principal retirement	17,000	17,000	—
Interest and fiscal charges	5,357	5,207	150
	<u> </u>	<u> </u>	<u> </u>
Total expenditures	22,357	22,207	150
	<u> </u>	<u> </u>	<u> </u>
REVENUES OVER (UNDER) EXPENDITURES	\$ <u>107</u>	462	<u>355</u>
FUND BALANCE (GAAP), beginning of year		<u>24,117</u>	
FUND BALANCE (GAAP), end of year		\$ <u>24,579</u>	

BOONE COUNTY, MISSOURI

**SCHEDULE OF REVENUES, EXPENSES AND CHANGES
IN FUND BALANCES - BUDGET AND ACTUAL - BUDGET BASIS -
SERIES 2010A NEIGHBORHOOD IMPROVEMENT DISTRICT BOND FUND - SEWER
For The Year Ended December 31, 2011**

	Final Revised Budget	Actual	Variance with Final Budget Positive (Negative)
	<u> </u>	<u> </u>	<u> </u>
REVENUES			
Assessments	\$ 11,041	10,506	(535)
Investment income	—	97	97
	<u> </u>	<u> </u>	<u> </u>
Total revenues	<u>11,041</u>	<u>10,603</u>	<u>(438)</u>
EXPENDITURES			
Principal retirement	1,000	1,000	—
Interest and fiscal charges	10,099	10,098	1
	<u> </u>	<u> </u>	<u> </u>
Total expenditures	<u>11,099</u>	<u>11,098</u>	<u>1</u>
REVENUES OVER (UNDER) EXPENDITURES	<u>\$ (58)</u>	(495)	<u>(437)</u>
FUND BALANCE (GAAP), beginning of year		<u>21,355</u>	
FUND BALANCE (GAAP), end of year		<u>\$ 20,860</u>	

BOONE COUNTY, MISSOURI

**SCHEDULE OF REVENUES, EXPENSES AND CHANGES
IN FUND BALANCES - BUDGET AND ACTUAL - BUDGET BASIS -
SERIES 2010 NEIGHBORHOOD IMPROVEMENT DISTRICT BOND FUND - SEWER
For The Year Ended December 31, 2011**

	Final Revised Budget	Actual	Variance with Final Budget Positive (Negative)
	<u> </u>	<u> </u>	<u> </u>
REVENUES			
Assessments	\$ —	8,316	—
Investment income	<u>—</u>	<u>—</u>	<u>—</u>
Total revenues	<u>—</u>	<u>8,316</u>	<u>—</u>
EXPENDITURES			
Principal retirement	16,807	16,807	
Interest and fiscal charges	<u>2,663</u>	<u>2,139</u>	524
Total expenditures	<u>19,470</u>	<u>18,946</u>	<u>524</u>
REVENUES OVER (UNDER) EXPENDITURES	(19,470)	(10,630)	524
OTHER FINANCING SOURCES (USES)			
Transfer in	<u>2,763</u>	<u>17,649</u>	<u>(14,886)</u>
NET CHANGE IN FUND BALANCE	\$ <u><u>(16,707)</u></u>	7,019	<u><u>(14,362)</u></u>
FUND BALANCE (GAAP), beginning of year		<u>—</u>	
FUND BALANCE (GAAP), end of year		\$ <u><u>7,019</u></u>	

BOONE COUNTY, MISSOURI

**SCHEDULE OF REVENUES, EXPENSES AND CHANGES
IN FUND BALANCES - BUDGET AND ACTUAL - BUDGET BASIS -
SERIES 2011A NEIGHBORHOOD IMPROVEMENT DISTRICT BOND FUND - ROAD
For The Year Ended December 31, 2011**

	Final Revised Budget	Actual	Variance with Final Budget Positive (Negative)
	<u> </u>	<u> </u>	<u> </u>
REVENUES			
Assessments	\$ —	48,505	—
Investment income	<u>—</u>	<u>—</u>	<u>—</u>
Total revenues	<u>—</u>	<u>48,505</u>	<u>—</u>
EXPENDITURES			
Principal retirement	—	—	—
Interest and fiscal charges	<u>—</u>	<u>—</u>	<u>—</u>
Total expenditures	<u>—</u>	<u>—</u>	<u>—</u>
REVENUES OVER (UNDER) EXPENDITURES	<u>\$ —</u>	<u>48,505</u>	<u>—</u>
FUND BALANCE (GAAP), beginning of year		<u>—</u>	
FUND BALANCE (GAAP), end of year		<u>\$ 48,505</u>	

BOONE COUNTY, MISSOURI

**SCHEDULE OF REVENUES, EXPENSES AND CHANGES
IN FUND BALANCES - BUDGET AND ACTUAL - BUDGET BASIS -
SERIES 2011B NEIGHBORHOOD IMPROVEMENT DISTRICT BOND FUND - SEWER
For The Year Ended December 31, 2011**

	Final Revised Budget	Actual	Variance with Final Budget Positive (Negative)
	<u> </u>	<u> </u>	<u> </u>
REVENUES			
Assessments	\$	5,106	
Investment income		—	—
	<u> </u>	<u> </u>	<u> </u>
Total revenues	—	5,106	—
	<u> </u>	<u> </u>	<u> </u>
EXPENDITURES			
Principal retirement	—	—	
Interest and fiscal charges	—	—	—
	<u> </u>	<u> </u>	<u> </u>
Total expenditures	—	—	—
	<u> </u>	<u> </u>	<u> </u>
REVENUES OVER (UNDER) EXPENDITURES	\$	5,106	—
	<u> </u>	<u> </u>	<u> </u>
FUND BALANCE (GAAP), beginning of year		—	
		<u> </u>	
FUND BALANCE (GAAP), end of year		\$ 5,106	
		<u> </u>	

BOONE COUNTY, MISSOURI

CAPITAL PROJECTS FUNDS

Capital Projects Funds account for the receipt and disbursement of resources for the purpose of constructing or buying major capital assets.

Government Center Capital Improvement Fund - To account for the resources used in the planning, renovating, and expanding of the Government Center and/or Johnson Building. This is a major fund; therefore, it is also included in the Basic Financial Statements.

General Capital - To account for other miscellaneous building-related capital projects of the County.

One-Fifth Cent Sales Tax Capital Improvement Fund - To account for the resources and expenditures of the voter-approved three-year one-fifth cent sales tax for the Courthouse Expansion, Government Center improvements, and other related projects. The sales tax expires in 2009. This is a major fund; therefore, it is also included in the Basic Financial Statements.

Law Office Remodel IV-D (Child Support Enforcement) - To account for the resources used in planning and remodeling law office building space in order to house the operations of the Prosecuting Attorney's Child Support Enforcement operations.

Sheriff/Elections Facility - To account for resources and expenditures used in the planning and construction of a Sheriff's Annex and Election Warehouse Facility.

Johnston Paint Building Remodel - To account for resources and expenditures used in the planning and remodeling of the Johnston Paint Building which will provide operating space for Human Resources, Purchasing, and Facilities Maintenance.

BOONE COUNTY, MISSOURI

**COMBINING BALANCE SHEET
NONMAJOR CAPITAL PROJECTS FUNDS
December 31, 2011**

	<u>Government Center</u>	<u>General Capital</u>	<u>One-Fifth Cent Sales Tax Capital Improvements</u>	<u>Law Office Remodel IV-D 605 E. Walnut</u>	<u>Sheriff/ Elections Facility</u>	<u>Johnston Paint Building Remodel</u>	<u>Total Nonmajor Capital Project Funds</u>
ASSETS							
Cash and cash equivalents	\$ —	24,513	—	—	—	—	24,513
Investments	1,003,782	—	711,670	—	44,869	84,393	1,844,714
Accrued interest	862	—	538	—	51	84	1,535
Sales taxes receivable	—	—	1,945	—	—	—	1,945
Due from other governments	—	12,267	—	—	—	—	12,267
Restricted assets:							
Cash and cash equivalents	—	—	—	—	—	—	—
Total assets	\$ <u>1,004,644</u>	<u>36,780</u>	<u>714,153</u>	<u>—</u>	<u>44,920</u>	<u>84,477</u>	<u>1,884,974</u>
LIABILITIES AND FUND BALANCES							
Liabilities:							
Accounts Payable	\$ <u>14,248</u>	<u>—</u>	<u>10,861</u>	<u>—</u>	<u>6,552</u>	<u>469</u>	<u>32,130</u>
Total liabilities	<u>14,248</u>	<u>—</u>	<u>10,861</u>	<u>—</u>	<u>6,552</u>	<u>469</u>	<u>32,130</u>
Fund balances:							
Restricted	—	—	703,292	—	—	—	703,292
Committed	<u>990,396</u>	<u>36,780</u>	<u>—</u>	<u>—</u>	<u>38,368</u>	<u>84,008</u>	<u>1,149,552</u>
Total fund balances	<u>990,396</u>	<u>36,780</u>	<u>703,292</u>	<u>—</u>	<u>38,368</u>	<u>84,008</u>	<u>1,852,844</u>
Total liabilities and fund balances	\$ <u>1,004,644</u>	<u>36,780</u>	<u>714,153</u>	<u>—</u>	<u>44,920</u>	<u>84,477</u>	<u>1,884,974</u>

BOONE COUNTY, MISSOURI

**COMBINING STATEMENT OF REVENUES, EXPENDITURES
AND CHANGES IN FUND BALANCES -
NONMAJOR CAPITAL PROJECTS FUNDS
December 31, 2011**

	Government Center	General Capital	One-Fifth Cent Sales Tax Capital Improvements	Law Office Remodel IV-D 605 E. Walnut	Sheriff/ Elections Facility	Johnston Paint Building Remodel	Total Nonmajor Capital Project Funds
REVENUES							
Sales taxes	\$ —	—	13,156	—	—	—	13,156
Intergovernmental	—	38,423	—	—	—	—	38,423
Investment income	11,045	—	5,058	1,657	811	1,662	20,233
Miscellaneous:							
Other	—	6,448	—	—	28,734	—	35,182
Total revenues	11,045	44,871	18,214	1,657	29,545	1,662	106,994
EXPENDITURES							
Capital outlay	1,031,233	186,921	17,222	—	81,644	261,426	1,578,446
Total expenditures	1,031,233	186,921	17,222	—	81,644	261,426	1,578,446
REVENUES OVER (UNDER) EXPENDITURES	(1,020,188)	(142,050)	992	1,657	(52,099)	(259,764)	(1,471,452)
OTHER FINANCING SOURCES (USES)							
Transfers in	16,871	13,595	—	—	—	—	30,466
Transfers out	—	—	—	(13,595)	—	—	(13,595)
Total other financing sources (uses)	16,871	13,595	—	(13,595)	—	—	16,871
NET CHANGE IN FUND BALANCES	(1,003,317)	(128,455)	992	(11,938)	(52,099)	(259,764)	(1,454,581)
FUND BALANCES, beginning of year	1,993,713	165,235	702,300	11,938	90,467	343,772	3,307,425
FUND BALANCES, end of year	\$ 990,396	36,780	703,292	—	38,368	84,008	1,852,844

BOONE COUNTY, MISSOURI

**SCHEDULE OF REVENUES, EXPENSES AND CHANGES
IN FUND BALANCES - BUDGET AND ACTUAL - BUDGET BASIS -
GOVERNMENT CENTER CONSTRUCTION FUND
For The Year Ended December 31, 2011**

	Final Revised Budget	Actual	Variance with Final Budget Positive (Negative)
	<u> </u>	<u> </u>	<u> </u>
REVENUES			
Investment income	\$ —	11,045	11,045
	<u> </u>	<u> </u>	<u> </u>
Total revenues	—	11,045	11,045
	<u> </u>	<u> </u>	<u> </u>
EXPENDITURES			
Capital outlay	1,398,552	1,031,233	367,319
	<u> </u>	<u> </u>	<u> </u>
Total expenditures	1,398,552	1,031,233	367,319
	<u> </u>	<u> </u>	<u> </u>
REVENUES OVER (UNDER) EXPENDITURES	(1,398,552)	(1,020,188)	378,364
OTHER FINANCING SOURCES (USES)			
Transfers in	16,871	16,871	—
	<u> </u>	<u> </u>	<u> </u>
NET CHANGE IN FUND BALANCE	\$ <u>(1,381,681)</u>	(1,003,317)	<u>378,364</u>
FUND BALANCE (GAAP), beginning of year		<u>1,993,713</u>	
FUND BALANCE (GAAP), end of year		\$ <u>990,396</u>	

BOONE COUNTY, MISSOURI

**SCHEDULE OF REVENUES, EXPENSES AND CHANGES
IN FUND BALANCES - BUDGET AND ACTUAL - BUDGET BASIS -
GENERAL CAPITAL FUND
For The Year Ended December 31, 2011**

	Final Revised Budget	Actual	Variance with Final Budget Positive (Negative)
	<u>Budget</u>	<u>Actual</u>	<u>(Negative)</u>
REVENUES			
Intergovernmental	\$ 53,942	38,423	(15,519)
Other:			
Miscellaneous	<u>—</u>	<u>6,448</u>	<u>6,448</u>
Total revenues	<u>53,942</u>	<u>44,871</u>	<u>(9,071)</u>
EXPENDITURES			
Capital outlay	<u>186,921</u>	<u>186,921</u>	<u>—</u>
Total expenditures	<u>186,921</u>	<u>186,921</u>	<u>—</u>
REVENUES OVER (UNDER) EXPENDITURES	(132,979)	(142,050)	(9,071)
OTHER FINANCING SOURCES (USES)			
Transfers in	<u>13,595</u>	<u>13,595</u>	<u>—</u>
NET CHANGE IN FUND BALANCE	<u>\$ (119,384)</u>	<u>(128,455)</u>	<u>(9,071)</u>
FUND BALANCE (GAAP), beginning of year		<u>165,235</u>	
FUND BALANCE (GAAP), end of year		<u>\$ 36,780</u>	

BOONE COUNTY, MISSOURI

**SCHEDULE OF REVENUES, EXPENSES AND CHANGES
IN FUND BALANCES - BUDGET AND ACTUAL - BUDGET BASIS -
ONE-FIFTH CENT SALES TAX CAPITAL IMPROVEMENT FUND
For The Year Ended December 31, 2011**

	Final Revised Budget	Actual	Variance with Final Budget Positive (Negative)
REVENUES			
Sales taxes	\$ —	13,156	13,156
Investment income	—	5,058	5,058
	<u>—</u>	<u>18,214</u>	<u>18,214</u>
Total revenues	<u>—</u>	<u>18,214</u>	<u>18,214</u>
EXPENDITURES			
Capital outlay	153,738	17,222	136,516
	<u>153,738</u>	<u>17,222</u>	<u>136,516</u>
Total expenditures	<u>153,738</u>	<u>17,222</u>	<u>136,516</u>
REVENUES OVER (UNDER) EXPENDITURES	\$ <u>(153,738)</u>	992	<u>154,730</u>
FUND BALANCE (GAAP), beginning of year		<u>702,300</u>	
FUND BALANCE (GAAP), end of year		\$ <u><u>703,292</u></u>	

BOONE COUNTY, MISSOURI

**SCHEDULE OF REVENUES, EXPENSES AND CHANGES
IN FUND BALANCES - BUDGET AND ACTUAL - BUDGET BASIS -
LAW OFFICE REMODEL IV-D 605 E. WALNUT FUND
For The Year Ended December 31, 2011**

	Final Revised Budget	Actual	Variance with Final Budget Positive (Negative)
	<u> </u>	<u> </u>	<u> </u>
REVENUES			
Investment income	\$ <u> —</u>	<u> 1,657</u>	<u> 1,657</u>
Total revenues	<u> —</u>	<u> 1,657</u>	<u> 1,657</u>
EXPENDITURES			
Total expenditures	<u> —</u>	<u> —</u>	<u> —</u>
REVENUES OVER (UNDER) EXPENDITURES	—	1,657	1,657
OTHER FINANCING SOURCES (USES)			
Transfers out	<u> (13,595)</u>	<u> (13,595)</u>	<u> —</u>
NET CHANGE IN FUND BALANCE	\$ <u><u> (13,595)</u></u>	<u> (11,938)</u>	<u><u> 1,657</u></u>
FUND BALANCE (GAAP), beginning of year		<u> 11,938</u>	
FUND BALANCE (GAAP), end of year		\$ <u><u> —</u></u>	

BOONE COUNTY, MISSOURI

**SCHEDULE OF REVENUES, EXPENSES AND CHANGES
IN FUND BALANCES - BUDGET AND ACTUAL - BUDGET BASIS -
SHERIFF/ELECTIONS FACILITY FUND
For The Year Ended December 31, 2011**

	Final Revised Budget	Actual	Variance with Final Budget Positive (Negative)
	<u> </u>	<u> </u>	<u> </u>
REVENUES			
Investment income	\$ —	811	811
Other:			
Miscellaneous	<u>28,734</u>	<u>28,734</u>	<u>—</u>
Total revenues	<u>28,734</u>	<u>29,545</u>	<u>811</u>
EXPENDITURES			
Capital outlay	112,102	81,644	30,458
Interest and fiscal charges	<u>—</u>	<u>—</u>	<u>—</u>
Total expenditures	<u>112,102</u>	<u>81,644</u>	<u>30,458</u>
REVENUES OVER (UNDER) EXPENDITURES	\$ <u><u>(83,368)</u></u>	(52,099)	<u><u>31,269</u></u>
FUND BALANCE (GAAP), beginning of year		<u>90,467</u>	
FUND BALANCE (GAAP), end of year		\$ <u><u>38,368</u></u>	

BOONE COUNTY, MISSOURI

**SCHEDULE OF REVENUES, EXPENSES AND CHANGES
IN FUND BALANCES - BUDGET AND ACTUAL - BUDGET BASIS -
JOHNSTON PAINT BUILDING REMODEL FUND
For The Year Ended December 31, 2011**

	Final Revised Budget	Actual	Variance with Final Budget Positive (Negative)
REVENUES			
Investment income	\$ —	1,662	1,662
Total revenues	—	1,662	1,662
EXPENDITURES			
Capital outlay	343,125	261,426	81,699
Total expenditures	343,125	261,426	81,699
REVENUES OVER (UNDER) EXPENDITURES	\$ <u>(343,125)</u>	(259,764)	<u>83,361</u>
FUND BALANCE (GAAP), beginning of year		<u>343,772</u>	
FUND BALANCE (GAAP), end of year		\$ <u><u>84,008</u></u>	

BOONE COUNTY, MISSOURI

INTERNAL SERVICE FUNDS

Internal service funds are used to account for the financing of goods or services provided by one department or agency to other departments or agencies of the government and to other government units on a cost reimbursement basis.

Self-insured Health Plan Fund - Accounts for operations of the self-insured health plan for County employees.

Self-insured Dental Plan Fund - Accounts for operations of the self-insured dental plan for County employees.

Self-insured Workers' Compensation Fund - Accounts for operations of the self-insured workers' compensation plan for County employees.

Self-insured Workers' Compensation Loss Control Fund - Accounts for the resources and expenses pertaining to loss control activities.

Facilities and Grounds Fund - Accounts for the operations of the Facilities Maintenance and Housekeeping Departments. Operating revenues are derived from all internal service charges to County departments based on square footage occupied.

Building and Grounds Capital Repair and Replacement Fund - Provides for the accumulation of resources to be used for major repairs and replacements for County owned buildings. The resources are derived from an annual internal service charge to departments based on square footage occupied.

Utilities Fund - Accounts for building utilities for the Government Center, Johnson Building, Courthouse, 607 East Ash, and the County owned space in the Centralia Clinic.

Family Health Center Capital Repair and Replacement Fund - Accounts for the accumulation of resources to be used for major repairs and replacements for the County's 100% ownership interest in Unit 2 of the Health Facility. This portion of the Health Facility is currently leased to Family Health Center.

Health Department Capital Repair and Replacement Fund - Accounts for the accumulation of resources to be used for major repairs and replacements for the County's ownership share of Unit 1 of the Health Facility. Unit 1 is jointly owned by the City of Columbia and the County. This portion of the Health Facility houses the City-County Health Department.

Public Works Capital Repair and Replacement Fund - Accounts for the accumulation of resources to be used for major repairs and replacements for the County's Road and Bridge Maintenance Operations facility. The resources are derived from an annual internal service charge to the Road and Bridge Fund.

BOONE COUNTY, MISSOURI

**COMBINING STATEMENT OF NET ASSETS -
INTERNAL SERVICE FUNDS
December 31, 2011**

	Self-Insured Health Plan	Self-Insured Dental Plan	Self-Insured Workers' Comp	Self-Insured Workers' Comp Loss Control	Facilities and Grounds	Bldg/Grnd Capital R & R	Utilities	Family Health Ctr Capital R & R	Health Department Capital R & R	Public Works Capital R & R	Total
ASSETS											
Current assets:											
Investments	\$ 2,541,052	65,374	1,029,853	68,669	764,390	1,107,324	236,080	48,138	29,521	100,406	5,990,807
Accrued interest	1,878	60	923	50	551	767	177	33	21	69	4,529
Accounts receivable	5,624	—	—	—	9	—	—	—	—	—	5,633
Restricted investments	—	—	208,485	—	—	—	—	—	—	—	208,485
Total current assets	<u>2,548,554</u>	<u>65,434</u>	<u>1,239,261</u>	<u>68,719</u>	<u>764,950</u>	<u>1,108,091</u>	<u>236,257</u>	<u>48,171</u>	<u>29,542</u>	<u>100,475</u>	<u>6,209,454</u>
Noncurrent assets:											
Capital assets, net	—	—	—	—	24,976	—	—	—	—	—	24,976
Total assets	<u>2,548,554</u>	<u>65,434</u>	<u>1,239,261</u>	<u>68,719</u>	<u>789,926</u>	<u>1,108,091</u>	<u>236,257</u>	<u>48,171</u>	<u>29,542</u>	<u>100,475</u>	<u>6,234,430</u>
LIABILITIES											
Current liabilities:											
Accounts payable	—	—	3,715	8,594	25,020	—	35,051	—	—	—	72,380
Wages payable	—	—	—	—	15,499	—	—	—	—	—	15,499
Compensated absences	—	—	—	—	20,373	—	—	—	—	—	20,373
Accrued liabilities	—	—	—	—	1,432	—	—	—	—	—	1,432
Estimated liability for claims incurred but not paid	138,762	16,617	290,806	—	—	—	—	—	—	—	446,185
Deferred revenue	1,591	60	—	—	—	—	—	586	—	—	2,237
Long-term liabilities:											
Other post-employment benefit	242,114	—	—	—	—	—	—	—	—	—	242,114
Total liabilities	<u>382,467</u>	<u>16,677</u>	<u>294,521</u>	<u>8,594</u>	<u>62,324</u>	<u>—</u>	<u>35,051</u>	<u>586</u>	<u>—</u>	<u>—</u>	<u>800,220</u>
NET ASSETS											
Invested in capital assets	—	—	—	—	24,976	—	—	—	—	—	24,976
Restricted for workers' compensation claims	—	—	208,485	—	—	—	—	—	—	—	208,485
Unrestricted	<u>2,166,087</u>	<u>48,757</u>	<u>736,255</u>	<u>60,125</u>	<u>702,626</u>	<u>1,108,091</u>	<u>201,206</u>	<u>47,585</u>	<u>29,542</u>	<u>100,475</u>	<u>5,200,749</u>
Total net assets	<u>\$ 2,166,087</u>	<u>48,757</u>	<u>944,740</u>	<u>60,125</u>	<u>727,602</u>	<u>1,108,091</u>	<u>201,206</u>	<u>47,585</u>	<u>29,542</u>	<u>100,475</u>	<u>5,434,210</u>

BOONE COUNTY, MISSOURI

**COMBINING STATEMENT OF REVENUES, EXPENSES AND CHANGES IN FUND NET ASSETS -
INTERNAL SERVICE FUNDS
For The Year Ended December 31, 2011**

	Self-Insured Health Plan	Self-Insured Dental Plan	Self-Insured Workers' Comp	Self-Insured Workers' Comp Loss Control	Facilities and Grounds	Bldg/Grnd Capital R & R	Utilities	Family Health Ctr Capital R & R	Health Department Capital R & R	Public Works Capital R & R	Total
OPERATING REVENUES											
Intergovernmental	\$ 2,100	147	—	—	—	—	—	—	—	—	2,247
Charges for services	2,333,791	189,840	422,907	—	929,154	239,279	463,825	—	—	50,000	4,628,796
Miscellaneous	22,898	—	—	—	—	—	—	7,031	—	—	29,929
Total operating revenues	2,358,789	189,987	422,907	—	929,154	239,279	463,825	7,031	—	50,000	4,660,972
OPERATING EXPENSES											
Salaries and employee benefits	—	—	4,205	—	539,893	—	—	—	—	—	544,098
Supplies, services, and other charges	—	—	—	1,315	278,528	—	406,092	—	—	—	685,935
Claims expense	1,931,974	194,594	304,841	—	—	—	—	—	—	—	2,431,409
Professional services	33,400	—	—	18,717	—	—	—	—	—	—	52,117
Administrative fees	325,987	14,489	37,448	—	—	—	—	—	—	—	377,924
Other post employment benefit expense	65,737	—	—	—	—	—	—	—	—	—	65,737
Depreciation	—	—	—	—	3,600	—	—	—	—	—	3,600
Total operating expenses	2,357,098	209,083	346,494	20,032	822,021	—	406,092	—	—	—	4,160,820
Operating income (loss)	1,691	(19,096)	76,413	(20,032)	107,133	239,279	57,733	7,031	—	50,000	500,152
NONOPERATING REVENUES (EXPENSES)											
Investment income	17,760	636	10,126	500	4,885	6,569	1,536	296	201	383	42,892
Gain/(Loss) on sale of capital assets	—	—	—	—	6,942	—	—	—	—	—	6,942
Capital assets reassigned	—	—	—	—	(1,002)	—	—	—	—	—	(1,002)
Total nonoperating revenues (expenses)	17,760	636	10,126	500	10,825	6,569	1,536	296	201	383	48,832
Income before contributions and transfers	19,451	(18,460)	86,539	(19,532)	117,958	245,848	59,269	7,327	201	50,383	548,984
Contributed capital	—	—	—	—	1,950	—	—	—	—	—	1,950
Transfers in	—	—	—	45,000	—	—	—	—	—	—	45,000
Transfers out	—	—	(45,000)	—	—	—	—	—	—	—	(45,000)
Change in net assets	19,451	(18,460)	41,539	25,468	119,908	245,848	59,269	7,327	201	50,383	550,934
NET ASSETS, beginning of year	2,146,636	67,217	903,201	34,657	607,694	862,243	141,937	40,258	29,341	50,092	4,883,276
NET ASSETS, end of year	\$ 2,166,087	48,757	944,740	60,125	727,602	1,108,091	201,206	47,585	29,542	100,475	5,434,210

BOONE COUNTY, MISSOURI

**COMBINING STATEMENT OF CASH FLOWS -
INTERNAL SERVICE FUNDS
For The Year Ended December 31, 2011**

	Self-Insured Health Plan	Self-Insured Dental Plan	Self-Insured Workers' Comp	Self-Insured Workers' Comp Loss Control	Facilities and Grounds	Bldg/Grnd Capital R & R	Utilities	Family Health Ctr Capital R & R	Health Department Capital R & R	Public Works Capital R & R	Total
CASH FLOWS FROM OPERATING ACTIVITIES											
Receipts from customers	\$ 2,357,195	190,055	422,907	—	929,169	239,279	463,900	7,617	3,725	50,000	4,663,847
Payments to employees	—	—	(4,205)	—	(540,284)	—	—	—	—	—	(544,489)
Payments to suppliers for goods and services	(2,366,347)	(211,945)	(379,681)	(12,558)	(259,803)	(34,365)	(380,998)	—	(7,450)	—	(3,653,147)
Net cash provided by (used in) operating activities	(9,152)	(21,890)	39,021	(12,558)	129,082	204,914	82,902	7,617	(3,725)	50,000	466,211
CASH FLOWS FROM NONCAPITAL FINANCING ACTIVITIES											
Operating subsidies and transfers to other funds	—	—	(45,000)	45,000	—	—	—	—	—	—	—
CASH FLOWS FROM CAPITAL AND RELATED FINANCING ACTIVITIES											
Proceeds from sales or trade-ins	—	—	—	—	6,942	—	—	—	—	—	6,942
Net cash provided by (used in) capital and related financing activities	—	—	—	—	6,942	—	—	—	—	—	6,942
CASH FLOWS FROM INVESTING ACTIVITIES											
Proceeds from sales and maturities of investments	2,378,355	212,802	865,692	13,172	809,396	42,284	382,792	355	7,699	507	4,713,054
Purchase of investments	(2,395,549)	(191,882)	(873,029)	(46,237)	(952,151)	(256,790)	(467,740)	(8,391)	(4,283)	(50,999)	(5,247,051)
Interest	26,346	970	13,316	623	6,731	9,592	2,046	419	309	492	60,844
Net cash provided by (used in) investing activities	9,152	21,890	5,979	(32,442)	(136,024)	(204,914)	(82,902)	(7,617)	3,725	(50,000)	(473,153)
Net increase (decrease) in cash and cash equivalents	—	—	—	—	—	—	—	—	—	—	—
Cash and cash equivalents, beginning of year	—	—	—	—	—	—	—	—	—	—	—
Cash and cash equivalents, end of year	\$ —	—	—	—	—	—	—	—	—	—	—
Reconciliation of operating income (loss) to net cash provided by (used in) operating activities:											
Operating income (loss)	\$ 1,691	(19,096)	76,413	(20,032)	107,133	239,279	57,733	7,031	—	50,000	500,152
Depreciation	—	—	—	—	3,600	—	—	—	—	—	3,600
Change in assets and liabilities:											
Decrease (increase) in receivables	(3,185)	8	—	—	15	—	75	—	3,725	—	638
Decrease (increase) in deferred revenue	1,591	60	—	—	—	—	—	586	—	—	2,237
Increase (decrease) in accounts payable	(74,986)	(2,862)	(37,392)	7,474	18,959	(34,365)	25,094	—	(7,450)	—	(105,528)
Increase (decrease) in wages payable	—	—	—	—	(325)	—	—	—	—	—	(325)
Increase (decrease) in accrued liabilities	—	—	—	—	(234)	—	—	—	—	—	(234)
Increase (decrease) in compensated absences	—	—	—	—	(66)	—	—	—	—	—	(66)
Increase (decrease) in other post-employment benefit	65,737	—	—	—	—	—	—	—	—	—	65,737
Net cash provided by (used in) operating activities	\$ (9,152)	(21,890)	39,021	(12,558)	129,082	204,914	82,902	7,617	(3,725)	50,000	466,211
Noncash investing, capital, and financing activities:											
Net appreciation (depreciation) in value of investments reported at fair value (not classified as cash equivalents)	\$ 15,572	597	6,059	463	4,111	5,477	1,249	249	177	265	34,219
Contributed capital	—	—	—	—	1,950	—	—	—	—	—	1,950
Capital assets reassigned	—	—	—	—	(1,002)	—	—	—	—	—	(1,002)
Net noncash investing, capital and financing activities	\$ 15,572	597	6,059	463	5,059	5,477	1,249	249	177	265	35,167

BOONE COUNTY, MISSOURI

FIDUCIARY FUNDS

Private Purpose Trust Funds are used to account for all other trust arrangements under which principal and income benefit individuals, private organizations, or other governments.

George Spencer Trust Fund - To account for interest earned on an initial principal deposit. Upon proper authorization, academic scholarships will be awarded from the interest earned.

Union Cemetery Trust Fund - To account for moneys held in trust by the County for the maintenance of Union Cemetery.

Rocky Fork Cemetery Trust Fund - To account for moneys held in trust by the County for the maintenance of Rocky Fork Cemetery.

Agency Funds account for moneys and properties held by the County as a trustee, custodian, or agent for individuals, for other governmental units, or for private organizations.

Special Taxing Districts Funds - To account for the moneys held on behalf of various taxing entities. Property taxes and other revenues billed and collected by the County on their behalf are recorded in a special taxing district fund. These moneys are invested by the County Treasurer and transferred to the entity upon request.

Fee Office Funds - To account for the collection and distribution of various fees, taxes, and other revenues.

Collector - To account for all property taxes collected in the County and the subsequent distribution to the various taxing entities.

Circuit Clerk - To account for all fees collected by the Circuit Clerk and the subsequent distribution of those fees to the State, County, or other entities.

Other Agency Funds:

County Public Schools Fund -To account for fines and forfeitures collected by the circuit court and remitted to all County schools once a year based on the percentage of enrollment in the County.

Criminal Costs Fund - To account for court costs of indigents reimbursed by the state to the County Treasurer. These moneys are then remitted to those parties originally incurring the costs.

Tax Sales Excess Fund - To account for excess proceeds from property sold by the County over the tax liability owed. These moneys must be kept for 20 years and, if not claimed, are then remitted to County schools.

Special Election Fund - To account for moneys collected from taxing entities for election costs and the disbursements made in regard to those elections. Any moneys collected in excess of costs are to be remitted back to the taxing entities.

BOONE COUNTY, MISSOURI

FIDUCIARY FUNDS (Continued)

Other Agency Funds (Continued):

Unclaimed Fees Fund - To account for old outstanding checks and unclaimed deposits maintained by the County Treasurer for one year after which time the moneys are transferred to the General Fund.

Sheriff's Inmate Fund - To account for moneys held by the County on behalf of inmates.

Boone County Cafeteria Plan Fund - To account for the moneys received and disbursed pursuant to the County's employee benefits cafeteria plan.

County Employee Retirement Fund - To account for the moneys collected and disbursed to the County Employee Retirement Fund (CERF). Pursuant to legislation enacted in August 1994, special fees are collected by various County offices and recorded in this fund, together with employee contributions. The moneys are subsequently transferred to the statewide fund, CERF, where they are invested. The plan is administered by a governing Board of Directors.

Boone County Juvenile Restitution Fund - To account for moneys collected from juveniles as restitution payments and the subsequent disbursement of those moneys to the rightful recipients.

Out of County Cash Bonds - To account for bond moneys collected at the Boone County Jail pertaining to other counties' outstanding warrants. The moneys are deposited with the Boone County Treasurer who then disperses the moneys to the appropriate jurisdiction.

Victim Restitution Fund - To account for restitution moneys collected from defendants prior to the disposition of their case.

Other Entity Funds - To account for the moneys held by the County Treasurer and invested on behalf of the following entities: Health Facility Condo Board; the Soil and Water District; the Boone Retirement Center; the Extension Council; the Callahan Watershed District; and the Industrial Development Authority.

BOONE COUNTY, MISSOURI

**COMBINING STATEMENT OF FIDUCIARY NET ASSETS
PRIVATE PURPOSE TRUST FUNDS
December 31, 2011**

	<u>George Spencer Trust Fund</u>	<u>Union Cemetery Trust Fund</u>	<u>Rocky Fork Cemetery Trust Fund</u>	<u>Total</u>
ASSETS				
Current assets:				
Investments	\$ 32,476	7,257	75,629	115,362
Accrued interest	<u>23</u>	<u>5</u>	<u>55</u>	<u>83</u>
Total assets	<u>32,499</u>	<u>7,262</u>	<u>75,684</u>	<u>115,445</u>
LIABILITIES				
Current liabilities:				
Accounts payable	<u>—</u>	<u>—</u>	<u>—</u>	<u>—</u>
Total liabilities	<u>—</u>	<u>—</u>	<u>—</u>	<u>—</u>
NET ASSETS				
Held in trust	<u>32,499</u>	<u>7,262</u>	<u>75,684</u>	<u>115,445</u>
Total net assets	<u>\$ 32,499</u>	<u>7,262</u>	<u>75,684</u>	<u>115,445</u>

BOONE COUNTY, MISSOURI

**COMBINING STATEMENT OF CHANGES IN FIDUCIARY NET ASSETS
PRIVATE PURPOSE TRUST FUNDS
For The Year Ended December 31, 2011**

	<u>George Spencer Trust Fund</u>	<u>Union Cemetery Trust Fund</u>	<u>Rocky Fork Cemetery Trust Fund</u>	<u>Total</u>
ADDITIONS				
Investment income	\$ 218	48	522	788
Total additions	<u>218</u>	<u>48</u>	<u>522</u>	<u>788</u>
DEDUCTIONS				
Scholarships	201	—	—	201
Supplies, services, and other charges	—	—	1,750	1,750
Total deductions	<u>201</u>	<u>—</u>	<u>1,750</u>	<u>1,951</u>
Change in net assets	17	48	(1,228)	(1,163)
NET ASSETS, beginning of year	<u>32,482</u>	<u>7,214</u>	<u>76,912</u>	<u>116,608</u>
NET ASSETS, end of year	\$ <u>32,499</u>	<u>7,262</u>	<u>75,684</u>	<u>115,445</u>

See accompanying independent auditors' report.

BOONE COUNTY, MISSOURI

**COMBINING SCHEDULE OF FIDUCIARY ASSETS AND LIABILITIES -
AGENCY FUNDS
December 31, 2011**

	Special Taxing Districts	Collector	Circuit Clerk	Other	Total
ASSETS					
Current assets:					
Cash and cash equivalents	\$ 673,220	104,170,763	1,746,211	9,636	106,599,830
Investments	12,679,964	—	613,821	1,284,155	14,577,940
Accrued interest	31,502	—	—	963	32,465
Accounts receivable	—	—	—	26,736	26,736
Property taxes receivable	355,316	19,194,044	—	—	19,549,360
Due from others	—	275,215	—	55,004	330,219
	<u>—</u>	<u>275,215</u>	<u>—</u>	<u>55,004</u>	<u>330,219</u>
Total assets	\$ <u>13,740,002</u>	<u>123,640,022</u>	<u>2,360,032</u>	<u>1,376,494</u>	<u>141,116,550</u>
LIABILITIES					
Accounts payable	\$ —	83,704	—	200	83,904
Due to other political subdivisions	13,740,002	123,556,318	2,360,032	1,351,027	141,007,379
Advance from other funds	—	—	—	25,267	25,267
	<u>—</u>	<u>—</u>	<u>—</u>	<u>25,267</u>	<u>25,267</u>
Total liabilities	\$ <u>13,740,002</u>	<u>123,640,022</u>	<u>2,360,032</u>	<u>1,376,494</u>	<u>141,116,550</u>

BOONE COUNTY, MISSOURI

**COMBINING SCHEDULE OF CHANGES IN ASSETS AND LIABILITIES -
FIDUCIARY FUNDS - AGENCY FUNDS
For The Year Ended December 31, 2011**

	Balance January 1, 2011	Additions	Deductions	Balance December 31, 2011
TOTALS ALL AGENCY FUNDS				
Assets:				
Cash and cash equivalents	\$ 14,521,489	285,705,799	193,627,458	106,599,830
Investments	102,765,373	14,115,363	102,302,796	14,577,940
Accrued interest	100,016	140,731	208,282	32,465
Accounts receivable	3,540	26,736	3,540	26,736
Property taxes receivable	21,376,357	51,358,903	53,185,900	19,549,360
Due from others	61,285	1,475,379	1,206,445	330,219
	<u>138,828,060</u>	<u>352,822,911</u>	<u>350,534,421</u>	<u>141,116,550</u>
Total assets	\$ <u>138,828,060</u>	<u>352,822,911</u>	<u>350,534,421</u>	<u>141,116,550</u>
Liabilities:				
Accounts payable	\$ 299,674	131,874,774	132,090,544	83,904
Due to other political subdivisions	138,528,386	139,490,989	137,011,996	141,007,379
Advance from other funds	—	25,267	—	25,267
	<u>—</u>	<u>25,267</u>	<u>—</u>	<u>25,267</u>
Total liabilities	\$ <u>138,828,060</u>	<u>271,391,030</u>	<u>269,102,540</u>	<u>141,116,550</u>

(Continued)

BOONE COUNTY, MISSOURI

**COMBINING SCHEDULE OF CHANGES IN ASSETS AND LIABILITIES -
FIDUCIARY FUNDS - AGENCY FUNDS
For The Year Ended December 31, 2011**

	Balance January 1, 2011	Additions	Deductions	Balance December 31, 2011
	<u> </u>	<u> </u>	<u> </u>	<u> </u>
SPECIAL TAXING DISTRICTS				
Assets:				
Cash and cash equivalents	\$ 178,399	5,374,070	4,879,249	673,220
Investments	11,509,458	11,505,049	10,334,543	12,679,964
Accrued interest	52,144	91,259	111,901	31,502
Property tax receivable	143,905	355,316	143,905	355,316
	<u> </u>	<u> </u>	<u> </u>	<u> </u>
Total assets	\$ 11,883,906	17,325,694	15,469,598	13,740,002
	<u> </u>	<u> </u>	<u> </u>	<u> </u>
Liabilities:				
Due to other political subdivisions	\$ 11,883,906	24,869,726	23,013,630	13,740,002
	<u> </u>	<u> </u>	<u> </u>	<u> </u>
Total liabilities	\$ 11,883,906	24,869,726	23,013,630	13,740,002
	<u> </u>	<u> </u>	<u> </u>	<u> </u>
FEE OFFICES - CIRCUIT CLERK				
Assets:				
Cash and cash equivalents	\$ 1,559,969	9,343,890	9,157,648	1,746,211
Investments	608,873	10,001	5,053	613,821
	<u> </u>	<u> </u>	<u> </u>	<u> </u>
Total assets	\$ 2,168,842	9,353,891	9,162,701	2,360,032
	<u> </u>	<u> </u>	<u> </u>	<u> </u>
Liabilities:				
Due to other political subdivisions	\$ 2,168,842	9,353,891	9,162,701	2,360,032
	<u> </u>	<u> </u>	<u> </u>	<u> </u>
Total liabilities	\$ 2,168,842	9,353,891	9,162,701	2,360,032
	<u> </u>	<u> </u>	<u> </u>	<u> </u>

(Continued)

BOONE COUNTY, MISSOURI

**COMBINING SCHEDULE OF CHANGES IN ASSETS AND LIABILITIES -
FIDUCIARY FUNDS - AGENCY FUNDS
For The Year Ended December 31, 2011**

	Balance January 1, 2011	Additions	Deductions	Balance December 31, 2011
FEE OFFICES - COLLECTOR				
Assets:				
Cash and cash equivalents	\$ 12,663,403	270,475,386	178,968,026	104,170,763
Investments	89,378,671	—	89,378,671	—
Accrued interest	42,395	42,855	85,250	—
Property taxes receivable	21,232,452	51,003,587	53,041,995	19,194,044
Due from others	9,524	1,417,557	1,151,866	275,215
	<u>123,326,445</u>	<u>322,939,385</u>	<u>322,625,808</u>	<u>123,640,022</u>
Total assets	\$ <u>123,326,445</u>	<u>322,939,385</u>	<u>322,625,808</u>	<u>123,640,022</u>
Liabilities:				
Accounts payable	\$ 298,679	131,395,665	131,610,640	83,704
Due to other political subdivisions	123,027,766	102,434,871	101,906,319	123,556,318
	<u>123,326,445</u>	<u>233,830,536</u>	<u>233,516,959</u>	<u>123,640,022</u>
Total liabilities	\$ <u>123,326,445</u>	<u>233,830,536</u>	<u>233,516,959</u>	<u>123,640,022</u>

(Continued)

BOONE COUNTY, MISSOURI

**COMBINING SCHEDULE OF CHANGES IN ASSETS AND LIABILITIES -
FIDUCIARY FUNDS - AGENCY FUNDS
For The Year Ended December 31, 2011**

	Balance January 1, 2011	Additions	Deductions	Balance December 31, 2011
OTHER AGENCY FUNDS				
Assets:				
Cash and cash equivalents	\$ 119,718	512,453	622,535	9,636
Investments	1,268,371	2,600,313	2,584,529	1,284,155
Accrued interest	5,477	6,617	11,131	963
Accounts receivable	3,540	26,736	3,540	26,736
Due from others	51,761	57,822	54,579	55,004
	<u>1,448,867</u>	<u>3,203,941</u>	<u>3,276,314</u>	<u>1,376,494</u>
Total assets	\$ <u>1,448,867</u>	<u>3,203,941</u>	<u>3,276,314</u>	<u>1,376,494</u>
Liabilities:				
Accounts payable	\$ 995	479,109	479,904	200
Due to other political subdivisions	1,447,872	2,832,501	2,929,346	1,351,027
Advance from other funds	—	25,267	—	25,267
	<u>—</u>	<u>25,267</u>	<u>—</u>	<u>25,267</u>
Total liabilities	\$ <u>1,448,867</u>	<u>3,336,877</u>	<u>3,409,250</u>	<u>1,376,494</u>

BOONE COUNTY, MISSOURI
STATISTICAL SECTION
(Unaudited)

This section of the comprehensive annual financial report presents detailed information as a context for understanding the financial statements, note disclosures, required supplementary information, and other supplementary information. This section is intended to aid the reader in drawing conclusions about the county's overall financial health.

Table Page

Financial Trends

These schedules contain trend information to help the reader understand how the County's financial performance and well-being have changed over time:

Net Assets by Component	1	163
Changes in Net Assets	2	164 - 165
Fund Balances of Governmental Funds	3	166 - 167
Changes in fund Balances of Governmental Funds	4	168

Revenue Capacity

These schedules contain information to help the reader assess the factors affecting the County's ability to generate its primary revenue source, sales tax:

Taxable Sales by Category	5	169
Direct and Overlapping Sales Tax Rates	6	170
Overlapping Sales Tax Rates - County, State, County and Cities	7	171

Debt Capacity

These schedules present information to help the reader assess the affordability of the County's current levels of outstanding debt and the County's ability to issue additional debt in the future.

Ratios of Outstanding Debt by Type	8	172
Ratios of General Bonded Debt Outstanding	9	173
Legal Debt Margin	10	174
Pledged-Revenue Coverage	11	175

Demographic and Economic Information

These schedules offer demographic and economic indicators to help the reader understand the environment within which the County's financial activities take place and to help make comparisons over time and with other governments:

Demographic and Economic Statistics	12	176
Principal Employers	13	177

Operating Information

These schedules contain information about the County's operations and resources to help the reader understand how the County's financial information relates to the services the County provides and the activities it performs.

Full-Time Equivalent County Employees by Function	14	178
Operating Indicators by Function	15	179
Capital Asset Statistics by Function	16	180

BOONE COUNTY, MISSOURI

NET ASSETS BY COMPONENT LAST NINE FISCAL YEARS

Table 1

	Fiscal Year								
	<u>2003</u>	<u>2004</u>	<u>2005</u>	<u>2006</u>	<u>2007</u>	<u>2008</u>	<u>2009</u>	<u>2010</u>	<u>2011</u>
Governmental Activities									
Invested in capital assets, net of related debt	\$ 33,367,459	38,159,971	39,783,056	86,587,212	84,283,160 *	86,300,817	83,875,914	83,464,300	87,096,999
Restricted	10,971,616	7,962,221	12,532,993	18,182,305	23,598,191	20,988,696	23,366,471	22,828,919	24,728,485
Unrestricted	9,140,402	11,934,864	11,547,276	10,603,858	10,597,314	10,637,900	8,213,386	9,865,032	11,288,329
Total governmental activities net assets	\$ <u>53,479,477</u>	<u>58,057,056</u>	<u>63,863,325</u>	<u>115,373,375</u>	<u>118,478,665</u>	<u>117,927,413</u>	<u>115,455,771</u>	<u>116,158,251</u>	<u>123,113,813</u>
 Total primary government net assets	 \$ <u>53,479,477</u>	 <u>58,057,056</u>	 <u>63,863,325</u>	 <u>115,373,375</u>	 <u>118,478,665</u>	 <u>117,927,413</u>	 <u>115,455,771</u>	 <u>116,158,251</u>	 <u>123,113,813</u>

* GASB Statement No. 34 included retrospective reporting requirements for infrastructure, effective FY2007. Accordingly, the County has restated FY2006 net assets for this table; the total has been increased by \$43,259,594.

Notes:

The County does not operate business type activities. As a result, the amounts presented above for governmental activities represent those for the primary government as a whole.

The County implemented GASB Statement 34 in 2003. Therefore, information prior to 2003 is not available.

BOONE COUNTY, MISSOURI

CHANGES IN NET ASSETS LAST NINE FISCAL YEARS

Table 2

	Fiscal Year								
	<u>2003</u>	<u>2004</u>	<u>2005</u>	<u>2006</u>	<u>2007</u>	<u>2008</u>	<u>2009</u>	<u>2010</u>	<u>2011</u>
Expenses									
Governmental activities:									
General Government Operations	\$ 6,024,342	6,776,220	6,520,149	8,235,033	8,351,758	8,696,371	7,302,080	8,119,470	7,341,766
Law enforcement and judicial	14,861,271	15,218,767	15,556,658	16,452,287	18,355,489	18,501,921	18,630,308	18,502,876	18,593,933
Environment, protective inspection, and infrastructure	11,459,814	11,111,654	12,378,735	14,217,727	20,929,029	21,187,500	21,538,558	18,884,566	17,605,235
Community health and public services	1,197,204	1,112,171	1,232,866	1,171,702	1,316,693	1,219,204	1,219,320	1,485,975	1,424,814
Economic vitality	66,000	66,000	67,875	66,000	66,000	66,000	66,000	55,000	54,000
Beautification and recreation	27,291	36,819	39,842	41,008	42,141	56,485	58,877	65,551	215,638
Interest and fiscal charges	401,632	191,180	320,576	284,280	277,262	262,562	279,209	325,338	286,980
Total primary government expenses	<u>34,037,554</u>	<u>34,512,811</u>	<u>36,116,701</u>	<u>40,468,037</u>	<u>49,338,372</u>	<u>49,990,043</u>	<u>49,094,352</u>	<u>47,438,776</u>	<u>45,522,366</u>
Program Revenues									
Governmental activities:									
Charges for services:									
General Government Operations	3,513,267	3,461,172	3,588,425	3,941,928	3,881,039	3,827,206	3,826,596	6,030,412	4,632,770
Law enforcement and judicial	1,504,558	1,451,692	1,580,250	1,660,417	1,702,664	1,779,705	1,955,473	2,563,314	1,819,092
Environment, protective inspection, and infrastructure	271,511	279,947	602,688	944,932	404,570	344,496	232,836	587,435	970,925
Other	200	32,079	36,951	34,355	35,258	37,192	39,991	99,785	110,240
Operating grants and contributions:	4,248,591	4,138,405	4,079,444	4,174,709	4,664,023	4,190,088	4,713,632	3,817,341	3,845,307
Capital grants and contributions:	1,136,706	537,212	96,000	2,306,349	1,049,328	798,921	—	1,207,360	766,419
Total primary government program revenues	<u>10,674,833</u>	<u>9,900,507</u>	<u>9,983,758</u>	<u>13,062,690</u>	<u>11,736,882</u>	<u>10,977,608</u>	<u>10,768,528</u>	<u>14,305,647</u>	<u>12,144,753</u>
Net (Expense)/Revenue									
Total primary government net expense	(23,362,721)	(24,612,304)	(26,132,943)	(27,405,347)	(37,601,490)	(39,012,435)	(38,325,824)	(33,133,129)	(33,377,613)

(Continued)

BOONE COUNTY, MISSOURI

CHANGES IN NET ASSETS LAST NINE FISCAL YEARS

Table 2 (Continued)

	Fiscal Year								
	<u>2003</u>	<u>2004</u>	<u>2005</u>	<u>2006</u>	<u>2007</u>	<u>2008</u>	<u>2009</u>	<u>2010</u>	<u>2011</u>
General Revenues and Other Changes in Net Assets									
Governmental Activities:									
Property taxes	\$ 3,149,292	3,139,387	3,467,469	3,900,415	4,052,018	4,182,556	4,227,381	4,170,985	4,420,751
Sales taxes	22,830,022	23,873,177	25,452,011	27,751,933	31,463,171	30,948,772	28,967,457	26,661,012	27,990,651
Franchise and other taxes	164,694	175,724	193,172	213,759	222,558	204,337	283,856	215,447	213,916
Investment revenue	220,320	256,721	660,643	1,311,016	1,640,430	1,024,891	221,272	194,400	392,522
Hospital lease revenue	1,404,518	1,430,923	1,477,571	1,528,104	1,566,918	1,630,692	1,632,323	2,178,028	2,203,198
Gain on sale of capital assets	116,848	20,554	255,692	37,012	2,654	191	50,407	19,525	452
Miscellaneous	438,407	293,397	432,654	913,564	1,759,031	469,744	471,486	396,212	293,919
Total general revenues - primary government	<u>28,324,101</u>	<u>29,189,883</u>	<u>31,939,212</u>	<u>35,655,803</u>	<u>40,706,780</u>	<u>38,461,183</u>	<u>35,854,182</u>	<u>33,835,609</u>	<u>35,515,409</u>
Change in Net Assets - primary government	\$ <u>4,961,380</u>	<u>4,577,579</u>	<u>5,806,269</u>	<u>8,250,456</u>	<u>3,105,290</u>	<u>(551,252)</u>	<u>(2,471,642)</u>	<u>702,480</u>	<u>2,137,796</u>

Notes:

The County does not operate business type activities. As a result, the amounts presented above for the governmental activities represent those for the primary government as a whole.

The County implemented GASB Statement 34 in 2003. Therefore, information prior to 2003 is not available.

BOONE COUNTY, MISSOURI

**FUND BALANCES OF GOVERNMENTAL FUNDS
LAST TEN YEARS**

Table 3

	Fiscal Year									
	2002	2003	2004	2005	2006	2007	2008	2009	2010	2011
Major Funds:										
General Fund										
Nonspendable	*	*	*	*	*	*	*	*	*	13,189
Restricted	*	*	*	*	*	*	*	*	*	400,578
Committed	*	*	*	*	*	*	*	*	*	—
Assigned	*	*	*	*	*	*	*	*	*	2,653,339
Unassigned	*	*	*	*	*	*	*	*	*	6,026,997
Reserved	\$ 568,247	586,909	629,288	889,818	624,002	703,031	568,077	644,442	744,884	—
Unreserved										
Designated	1,823,525	1,823,525	2,123,525	2,200,000	—	—	—	—	—	—
Undesignated	6,886,105	7,728,966	6,392,552	7,559,716	7,860,355	7,311,833	6,868,246	6,749,993	7,206,493	—
Total General Fund	\$ <u>9,277,877</u>	<u>10,139,400</u>	<u>9,145,365</u>	<u>10,649,534</u>	<u>8,484,357</u>	<u>8,014,864</u>	<u>7,436,323</u>	<u>7,394,435</u>	<u>7,951,377</u>	<u>9,094,103</u>
Road and Bridge Fund										
Nonspendable	*	*	*	*	*	*	*	*	*	8,907
Restricted	*	*	*	*	*	*	*	*	*	10,731,209
Reserved	\$ 960,643	1,098,592	2,198,921	2,411,516	1,241,348	1,133,864	1,340,571	1,622,614	1,421,438	—
Unreserved										
Designated	—	—	—	—	500,000	500,000	1,039,400	1,039,400	1,039,400	—
Undesignated	2,347,735	2,633,790	2,966,534	4,089,014	5,320,265	7,114,339	6,663,439	5,699,725	6,625,165	—
Total Road and Bridge Fund	\$ <u>3,308,378</u>	<u>3,732,382</u>	<u>5,165,455</u>	<u>6,500,530</u>	<u>7,061,613</u>	<u>8,748,203</u>	<u>9,043,410</u>	<u>8,361,739</u>	<u>9,086,003</u>	<u>10,740,116</u>
Law Enforcement Services Fund										
Restricted	*	*	*	*	*	*	*	*	*	1,641,578
Reserved	\$ —	262,895	28,005	34,051	307,307	89,426	22,817	14,411	8,266	—
Unreserved										
Designated	—	250,000	250,000	250,000	250,000	250,000	879,000	879,000	879,000	—
Undesignated	—	217,789	543,952	763,388	1,075,464	1,125,325	607,399	529,276	598,860	—
Total Law Enforcement Services Fund	\$ <u>—</u>	<u>730,684</u>	<u>821,957</u>	<u>1,047,439</u>	<u>1,632,771</u>	<u>1,464,751</u>	<u>1,509,216</u>	<u>1,422,687</u>	<u>1,486,126</u>	<u>1,641,578</u>
Capital Project Funds (a)										
Reserved	\$ —	888,639	—	—	—	—	—	906,826	—	—
Unreserved	—	563,895	—	—	—	—	—	3,443,590	—	—
Total Capital Project Fund	\$ <u>—</u>	<u>1,452,534</u>	<u>—</u>	<u>—</u>	<u>—</u>	<u>—</u>	<u>—</u>	<u>4,350,416</u>	<u>—</u>	<u>—</u>
Federal HAVA Election Fund										
Unreserved	\$ —	—	—	—	(113,234)	—	—	—	—	—
Total Federal HAVA Election Fund	\$ <u>—</u>	<u>—</u>	<u>—</u>	<u>—</u>	<u>(113,234)</u>	<u>—</u>	<u>—</u>	<u>—</u>	<u>—</u>	<u>—</u>

BOONE COUNTY, MISSOURI

**FUND BALANCES OF GOVERNMENTAL FUNDS
LAST TEN YEARS**

Table 3 (Continued)

	Fiscal Year									
	2002	2003	2004	2005	2006	2007	2008	2009	2010	2011
One-Fifth Cent Sales Tax Capital Improvement Fund										
Reserved	\$ —	—	—	—	3,382,586	7,089,020	2,189,704	657,638	—	—
Total One-Fifth Cent Sales Tax Capital Improvement Fund	\$ —	—	—	—	3,382,586	7,089,020	2,189,704	657,638	—	—
Neighborhood Improvement Districts Fund										
Reserved	\$ —	—	—	—	—	—	—	—	60	—
Unreserved	—	—	—	—	—	—	—	—	(620,450)	—
Total Neighborhood Improvement Districts Fund	\$ —	—	—	—	—	—	—	—	(620,390)	—
Series 2008 GO Bond Sewer NID DNR Fund										
Restricted	*	*	*	*	*	*	*	*	*	101,556
Reserved	\$ —	—	—	—	—	—	—	—	105,641	—
Unreserved	—	—	—	—	—	—	—	—	—	—
Total Series 2008 GO Bond Sewer NID DNR Fund	\$ —	—	—	—	—	—	—	—	105,641	101,556
Non Major Funds (all other governmental funds):										
Nonspendable	*	*	*	*	*	*	*	*	*	3,419
Restricted	*	*	*	*	*	*	*	*	*	8,536,261
Committed	*	*	*	*	*	*	*	*	*	1,356,472
Assigned	*	*	*	*	*	*	*	*	*	239,244
Unassigned	*	*	*	*	*	*	*	*	*	(2,299)
Reserved	\$ 988,470	2,599,923	1,872,511	2,033,106	2,131,335	2,011,361	4,209,498	4,063,769	2,991,637	—
Unreserved, reported in:										—
Special revenue funds	2,989,849	2,617,828	2,893,049	2,934,381	3,605,626	4,154,991	3,862,723	3,320,068	4,689,103	—
Debt service funds	—	—	—	—	—	—	—	—	—	—
Capital project funds	1,095,173	83,018	180,205	269,146	421,968	295,568	2,529,885	790,314	3,307,425	—
Total all non major governmental funds	\$ 5,073,492	5,300,769	4,945,765	5,236,633	6,158,929	6,461,920	10,602,106	8,174,151	10,988,165	10,133,097
Total fund balance- all governmental funds combined	\$ 17,659,747	21,355,769	20,078,542	23,434,136	26,607,022	31,778,758	30,780,759	30,361,066	28,996,922	31,710,450

Note: The Law Enforcement Services Fund did not exist prior to FY 2003. The County reports capital project funds as major funds only in those years where the activity meets the requirement for presentation as a major fund.

(a) 2003 activity is from the General Capital Fund. 2009 activity is from the Government Center Capital Improvement Fund

* Effective FY 2011 the County adopted GASB Statement No. 54, *Fund Balance Reporting and Governmental Fund Type Definition*. The objective is to enhance the usefulness of fund balance information by providing clearer fund balance classifications that can be more consistently applied and by clarifying the existing governmental fund type definitions. This Statement establishes fund balance classifications that comprise a hierarchy based primarily on the extent to which a government is bound to observe constraints imposed upon the use of the resources reported in governmental funds.

BOONE COUNTY, MISSOURI

CHANGES IN FUND BALANCES, GOVERNMENTAL FUNDS LAST TEN YEARS

Table 4

	2002	2003	2004	2005	2006	2007	2008	2009	2010	2011
Revenues:										
Property taxes	\$ 3,024,767	3,162,565	3,222,224	3,530,953	3,772,895	4,032,706	4,160,203	4,212,637	4,190,527	4,424,910
Assessments	361,028	209,541	227,015	226,077	206,031	148,743	105,288	182,385	762,157	343,478
Sales taxes	19,704,957	22,830,022	23,873,177	25,452,011	27,751,933	31,463,171	30,948,772	28,967,457	26,661,012	27,990,651
Other taxes	137,711	137,206	143,692	162,240	175,895	185,691	179,159	157,199	149,297	141,583
Licenses and permits	340,430	398,227	434,809	471,331	476,771	454,054	360,946	352,289	512,541	456,268
Intergovernmental	4,489,297	4,430,181	4,541,519	4,398,261	5,338,568	4,884,000	4,397,129	5,032,989	4,935,782	4,141,415
Charges for services	4,480,285	4,732,415	4,547,665	4,769,872	5,470,963	5,105,838	5,126,334	5,101,833	5,588,929	5,504,889
Fines and forfeitures	138,919	27,284	21,631	27,846	22,774	23,121	41,167	44,443	40,846	43,958
Investment income	416,156	190,099	229,256	564,710	1,082,934	1,345,231	878,200	190,061	158,736	349,630
Interfund services provided	—	210,962	224,720	225,310	255,814	239,962	240,205	250,552	412,086	585,664
Miscellaneous:										
Hospital lease revenue	1,371,600	1,404,518	1,430,923	1,477,571	1,528,104	1,566,918	1,630,692	1,632,323	2,178,028	2,203,198
Contributions	9,056	500,800	550	1,110	150	8,500	15,000	18,768	49,416	6,950
Other	1,415,859	493,727	322,602	555,562	426,262	446,365	516,098	506,889	434,878	354,752
Total revenues	35,890,065	38,727,547	39,219,783	41,862,854	46,509,094	49,904,300	48,599,193	46,649,825	46,074,235	46,547,346
Expenditures:										
General government operations	5,539,366	5,540,692	6,410,794	6,076,780	7,307,779	7,153,954	7,638,125	6,641,324	7,696,353	6,795,738
Law enforcement and judicial	12,013,715	13,889,533	14,738,670	15,250,197	16,245,940	16,726,536	17,362,611	17,873,735	17,427,106	17,496,691
Environment, protective inspection, and infrastruc	11,829,442	11,722,411	11,813,437	12,884,216	14,827,772	14,425,088	15,448,208	17,427,875	14,994,403	13,815,875
Community health and public services	1,185,831	1,196,286	1,112,171	1,232,866	1,171,702	1,227,491	1,238,888	1,167,384	1,422,967	1,376,464
Economic vitality	66,000	66,000	66,000	67,875	66,000	66,000	66,000	66,000	55,000	54,000
Beautification and recreation	34,137	27,291	36,769	39,842	41,008	42,141	56,485	58,877	65,551	215,638
Interfund services used	—	210,962	224,720	225,310	255,814	239,962	240,205	250,552	412,086	585,664
Capital outlay	2,345,818	4,935,013	5,494,232	4,651,099	3,414,011	4,527,205	8,632,511	3,056,598	5,711,793	3,129,260
Debt service:										
Principal retirement	764,890	813,609	519,610	461,454	402,000	413,000	466,000	444,000	1,139,600	703,607
Interest and fiscal charges	213,305	280,663	229,260	272,669	290,888	288,609	273,757	283,790	323,530	292,879
Total expenditures	33,992,504	38,682,460	40,645,663	41,162,308	44,022,914	45,109,986	51,422,790	47,270,135	49,248,389	44,465,816
Revenues over (under) expenditures	1,897,561	45,087	(1,425,880)	700,546	2,486,180	4,794,314	(2,823,597)	(620,310)	(3,174,154)	2,081,530
Other Financing Sources (Uses):										
Issuance of long-term debt	—	5,240,000	—	2,005,000	182,000	—	1,700,000	—	—	—
Premium on long-term debt	—	87,594	—	—	—	—	—	—	—	—
Payments for bond refunding	—	(1,898,933)	—	—	—	—	—	—	—	—
Issuance of General Obligation Bonds	—	—	—	—	—	—	—	—	327,675	562,132
Issuance of Special Obligation Bonds	—	—	—	—	—	—	—	—	830,000	—
Proceeds of capital leases	—	—	—	—	—	—	—	—	—	—
Transfers in	9,967,246	230,652	953,304	404,338	2,626,876	827,009	3,101,867	4,736,420	1,928,355	470,531
Transfers out	(10,314,508)	(230,652)	(953,304)	(404,338)	(2,626,876)	(827,009)	(3,101,867)	(4,736,420)	(1,399,681)	(470,531)
Local use tax refund	—	—	—	—	—	—	—	—	—	—
Insurance proceeds	—	—	—	—	237,622	160,822	26,823	28,621	34,247	11,281
Sale of capital assets	947,795	222,274	148,653	650,048	267,084	216,600	98,775	171,996	89,414	58,585
Total other financing sources (uses)	600,533	3,650,935	148,653	2,655,048	686,706	377,422	1,825,598	200,617	1,810,010	631,998
Net change in fund balances	\$ 2,498,094	3,696,022	(1,277,227)	3,355,594	3,172,886	5,171,736	(997,999)	(419,693)	(1,364,144)	2,713,528
Debt service as a percentage of noncapital expenditures	3.1%	3.2%	2.1%	2.0%	1.7%	1.7%	1.7%	1.6%	3.3%	2.4%

BOONE COUNTY, MISSOURI

TAXABLE SALES BY CATEGORY LAST TEN FISCAL YEARS

Table 5

Category	<u>2002</u>	<u>2003</u>	<u>2004</u>	<u>2005</u>	<u>2006</u>	<u>2007</u>	<u>2008</u>	<u>2009</u>	<u>2010</u>	<u>2011</u>
General merchandise retail stores	\$ 303,660,060	328,260,554	350,606,705	380,847,908	409,784,463	437,041,100	453,469,833	451,426,016	439,263,570	438,638,815
Eating and drinking establishments	182,901,047	192,064,999	210,810,940	234,119,630	245,901,932	250,882,383	256,965,731	259,611,462	268,448,113	279,097,462
Miscellaneous retail	268,211,314	262,788,146	207,369,343	205,788,793	211,149,353	208,049,295	170,236,933	164,707,520	169,324,578	172,510,550
Food stores	173,095,570	169,697,586	176,859,876	186,041,430	192,953,568	188,354,313	187,526,069	187,969,216	213,852,221	238,321,534
Furniture, home furnishings and equipment	107,608,743	107,942,376	152,359,603	159,096,419	161,784,753	153,295,254	151,389,186	92,408,834	95,754,923	102,881,438
Electric, gas, and sanitary	128,161,804	135,331,391	137,351,544	155,552,041	168,540,873	184,998,226	97,425,630	95,986,937	96,927,892	98,299,265
Building material; hardware, garden supply	65,599,305	77,112,759	107,462,698	119,695,044	125,371,642	103,195,966	91,171,823	104,943,336	103,631,054	108,846,813
Wholesale trade - durable goods	64,045,973	67,316,251	80,442,371	82,297,426	104,208,957	87,873,156	64,732,353	60,870,568	56,086,290	69,264,181
Communication	35,428,604	75,041,319	76,195,717	79,791,721	87,217,700	86,462,973	90,983,902	95,461,110	95,061,411	81,863,937
Wholesale trade - nondurable goods	50,070,550	53,799,924	57,392,072	60,065,524	63,482,358	62,984,255	52,951,149	53,857,991	60,184,732	60,576,039
Apparel and accessories	42,845,312	43,403,914	47,445,561	51,727,564	53,908,741	56,415,889	59,212,790	60,256,938	64,266,113	70,829,100
Automotive dealers and gasoline services	45,114,665	54,432,842	44,500,520	49,463,645	55,331,141	59,237,012	64,248,234	90,459,039	90,628,102	97,476,236
All other	283,051,850	258,307,055	286,635,379	320,656,841	334,280,260	328,491,340	467,263,397	434,656,997	444,768,714	473,809,264
Total	\$ 1,749,794,797	1,825,499,116	1,935,432,329	2,085,143,986	2,213,915,741	2,207,281,162	2,207,577,030	2,152,615,964	2,198,197,713	2,292,414,634
Annual percentage change	2.5%	4.3%	6.0%	7.7%	6.2%	-0.3%	0.0%	-2.5%	2.1%	4.3%
County direct sales tax rate	1.000%	1.125%	1.125%	1.125%	1.325%	1.325%	1.325%	1.325%	1.125%	1.125%

Continues on next page

Source: Missouri Department of Revenue

BOONE COUNTY, MISSOURI

**DIRECT AND OVERLAPPING SALES TAX RATES
LAST TEN FISCAL YEARS**

Table 6

Fiscal Year	Boone County Direct Sales Tax Rates				Total County Direct Rate	State of Missouri Rate
	County General Revenue	County Maintenance-Roads	County Law Enforcement Services	County Capital Improvement		
2002	0.50%	0.50%	—	—	1.000%	4.225%
2003	0.50%	0.50%	0.125%	—	1.125%	4.225%
2004	0.50%	0.50%	0.125%	—	1.125%	4.225%
2005	0.50%	0.50%	0.125%	—	1.125%	4.225%
2006	0.50%	0.50%	0.125%	0.20%	1.325%	4.225%
2007	0.50%	0.50%	0.125%	0.20%	1.325%	4.225%
2008	0.50%	0.50%	0.125%	0.20%	1.325%	4.225%
2009	0.50%	0.50%	0.125%	0.20%	1.325%	4.225%
2010	0.50%	0.50%	0.125%	—	1.125%	4.225%
2011	0.50%	0.50%	0.125%	—	1.125%	4.225%

Source: County Auditor's Office and Missouri Department of Revenue

Note: The county sales tax rate may only be changed with voter approval. The one-half cent General Revenue rate and the one-eighth cent Law Enforcement Services rate are permanent. The one-half cent rate for County Maintenance-Roads has been renewed by voter twice and will expire September 30, 2018 unless renewed again. The County is expected to seek renewal. The one-fifth cent rate for Capital Improvements was approved by voters for 3 years and expired September 30, 2009.

BOONE COUNTY, MISSOURI

OVERLAPPING SALES TAX RATES – STATE, COUNTY AND CITIES Rates Effective December 31, 2011

Table 7

Unincorporated Areas of Boone County including McBaine, Midway, Prathersville, and Wilton	State	4.225%	Permanent
	County General Revenue	0.500%	Permanent
	County Maintenance-Roads (Misc.)	0.500%	Sunset September 30, 2018
	County Law Enforcement Services	0.125%	Permanent
	Combined Sales Tax Rates	5.350%	
Hartsburg and Village of Pierpont	State	4.225%	Permanent
	County General Revenue	0.500%	Permanent
	County Maintenance-Roads (Misc.)	0.500%	Sunset September 30, 2018
	County Law Enforcement Services	0.125%	Permanent
	City General Revenue	0.500%	Permanent
Combined Sales Tax Rates	5.850%		
Ashland and Rocheport	State	4.225%	Permanent
	County General Revenue	0.500%	Permanent
	County Maintenance-Roads (Misc.)	0.500%	Sunset September 30, 2018
	County Law Enforcement Services	0.125%	Permanent
	City General Revenue	1.000%	Permanent
	City Capital Improvements (Misc.)	0.500%	Permanent
Combined Sales Tax Rates	6.850%		
Sturgeon	State	4.225%	Permanent
	County General Revenue	0.500%	Permanent
	County Maintenance-Roads (Misc.)	0.500%	Sunset September 30, 2018
	County Law Enforcement Services	0.125%	Permanent
	City General Revenue	1.000%	Permanent
	City Transportation	0.500%	Permanent
	City Law Enforcement	0.500%	Permanent
Combined Sales Tax Rates	7.350%		
Centralia	State	4.225%	Permanent
	County General Revenue	0.500%	Permanent
	County Maintenance-Roads (Misc.)	0.500%	Sunset September 30, 2018
	County Law Enforcement Services	0.125%	Permanent
	City General Revenue	1.000%	Permanent
	City Transportation	0.500%	Permanent
	City Stormwater and Parks Tax	0.500%	Permanent
Combined Sales Tax Rates	7.350%		
Columbia	State	4.225%	Permanent
	County General Revenue	0.500%	Permanent
	County Maintenance-Roads (Misc.)	0.500%	Sunset September 30, 2018
	County Law Enforcement Services	0.125%	Permanent
	City General Revenue	1.000%	Permanent
	City Transportation	0.500%	Permanent
	City Capital Improvements (Misc.)	0.250%	Sunset December 31, 2015
	City Stormwater and Parks	0.250%	Sunset March 31, 2016
Combined Sales Tax Rates	7.350%		
Hallsville and Harrisburg	State	4.225%	Permanent
	County General Revenue	0.500%	Permanent
	County Maintenance-Roads	0.500%	Sunset September 30, 2018
	County Law Enforcement Services	0.125%	Permanent
	City General Revenue	1.000%	Permanent
Combined Sales Tax Rates	6.350%		

Source: Missouri Department of Revenue, Division of Taxation and Collection

BOONE COUNTY, MISSOURI

**RATIOS OF OUTSTANDING DEBT BY TYPE
LAST TEN FISCAL YEARS**

Table 8

Fiscal Year	Governmental Activities Debt						Total Primary Government	Percentage of Personal Income ^a	Per Capita ^a	Boone Co Personal Income (thousands)	Boone Co Personal Income (actual)	Boone County Population
	General Obligation Bonds	Special Obligation Bonds - Non-Taxable	Special Obligation Bonds - Taxable	Special Assessment Bonds	Capital Leases	Notes Payable						
2002	—	\$ 2,180,000	—	1,125,000	104,673	300,000	3,709,673	0.10%	26.77	3,828,183	3,828,183,000	138,600
2003	—	5,240,000	—	959,000	72,064	—	6,271,064	0.16%	44.77	4,001,080	4,001,080,000	140,067
2004	—	4,930,000	—	785,000	36,454	—	5,751,454	0.13%	40.73	4,290,346	4,290,346,000	141,216
2005	—	4,660,000	2,005,000	630,000	—	—	7,295,000	0.16%	50.90	4,517,993	4,517,993,000	143,326
2006	—	4,390,000	2,005,000	680,000	—	—	7,075,000	0.15%	48.44	4,722,976	4,722,976,000	146,048
2007	—	4,115,000	2,005,000	542,000	—	—	6,662,000	0.13%	43.70	5,000,046	5,000,046,000	152,435
2008	—	3,835,000	1,960,000	2,101,000	—	—	7,896,000	0.14%	51.15	5,576,452	5,576,452,000	154,365
2009	—	3,545,000	1,910,000	1,997,000	—	—	7,452,000	0.13%	47.65	5,731,093	5,731,093,000	156,377
2010	—	3,255,000	2,685,000	1,530,075	—	—	7,470,075	0.13%	47.08	5,918,856	5,918,856,000	158,682
2011	—	2,795,000	2,560,000	1,968,336	—	—	7,323,336	*	44.22	*	*	165,627

^a See Table 12 for personal income and population data.

* Information not yet available.

Note: The special assessment bonds included in the table above were approved by voters as general obligation bonds for

BOONE COUNTY, MISSOURI

**RATIOS OF GENERAL BONDED DEBT OUTSTANDING
LAST TEN FISCAL YEARS****Table 9**

Fiscal Year	General Bonded Debt Outstanding - General Obligation Bonds	Taxable Property		Percentage of Taxable Property - Estimated Actual Value	Per Capita ^a
		Assessed Value	Estimated Actual Value		
2002	—	\$ 1,561,716,332	6,792,380,299	—	—
2003	—	1,626,463,450	7,072,361,257	—	—
2004	—	1,682,923,528	7,345,049,664	—	—
2005	—	1,968,613,137	8,639,742,036	—	—
2006	—	2,098,227,136	9,211,347,641	—	—
2007	—	2,219,912,270	9,732,834,265	—	—
2008	—	2,294,937,917	10,069,629,534	—	—
2009	—	2,306,828,601	10,159,088,945	—	—
2010	—	2,328,252,676	10,267,252,550	—	—
2011	—	2,375,004,770	10,450,224,688	—	—

^a See Table 12 for population data.

BOONE COUNTY, MISSOURI

LEGAL DEBT MARGIN LAST TEN FISCAL YEARS

Table 10

Legal Debt Margin Calculation for Fiscal Year 2011	
Assessed Value	\$ 2,375,004,770
Debt limit (10% of assessed value)	237,500,477
Debt applicable to limit:	
General obligation bonds (Special assessment bonds)	1,968,336
Less: Amount set aside for repayment of general obligation debt	(288,179)
Total net debt applicable to limit	1,680,157
Legal debt margin	\$ 235,820,320

	Fiscal Year									
	2002	2003	2004	2005	2006	2007	2008	2009	2010	2011
Debt limit	\$ 156,171,633	162,646,345	168,292,353	196,861,314	209,822,714	221,991,227	229,493,792	230,682,860	232,825,268	237,500,477
Total net debt applicable to limit	703,423	542,300	409,093	259,060	361,024	227,934	1,838,829	1,761,047	1,234,041	1,680,157
Legal debt margin	\$ 155,468,210	162,104,045	167,883,260	196,602,254	209,461,690	221,763,293	227,654,963	228,921,813	231,591,227	235,820,320
Total net debt applicable to the limit as a percentage of debt limit	0.45%	0.33%	0.24%	0.13%	0.17%	0.10%	0.80%	0.76%	0.53%	0.71%

Note: The general obligation bonds included in the table above were issued for the Neighborhood Improvement Program and are being retired solely with special assessments and the County's special assessment is backed by an enforceable tax lien against the property. These bonds are accounted for as special assessment debt in other debt-related tables. However, because the bonds are general obligation bonds, they meet the legal criteria for inclusion in the computation of legal debt margin.

BOONE COUNTY, MISSOURI

**PLEGGED REVENUE COVERAGE
LAST TEN FISCAL YEARS**

Table 11

Fiscal Year	Special Assessment Bonds					Coverage
	Special Assessment Collections	Debt Service		Total		
		Principle	Interest			
2002	\$ 361,028	\$ 135,000	\$ 52,641	\$ 187,641	1.92	
2003	209,541	166,000	47,807	213,807	0.98	
2004	227,015	174,000	40,005	214,005	1.06	
2005	226,077	155,000	32,317	187,317	1.21	
2006	206,031	132,000	25,710	157,710	1.31	
2007	148,743	138,000	28,629	166,629	0.89	
2008	105,288	141,000	21,318	162,318	0.65	
2009	128,166	104,000	15,691	119,691	1.07	
2010	792,558	794,600	28,158	822,758	0.96	
2011	169,336	118,607	38,317	156,924	1.08	

Note: The special assessment bonds included in the table above were approved by voters as general obligation bonds for the Neighborhood Improvement District Program and are being retired solely with special assessments and the County's special assessment is backed by an enforceable tax lien against the property.

BOONE COUNTY, MISSOURI

DEMOGRAPHIC AND ECONOMIC STATISTICS LAST TEN FISCAL YEARS

Table 12

	Population						Unemployment Rate Percentages		
	State of Missouri		Boone County				Boone County	State of Missouri	USA
	Total	Percentage of Growth	Total	Percentage of Growth	Per Capita Personal Income	Personal Income (thousands of dollars)			
2002	5,681,045	0.67%	138,600	0.90%	\$ 27,620	\$3,828,183	2.2%	5.2%	5.8%
2003	5,718,717	0.66%	140,067	1.06%	28,565	4,001,080	2.3%	5.6%	6.0%
2004	5,759,532	0.71%	141,216	0.82%	30,381	4,290,346	2.3%	5.7%	5.5%
2005	5,800,310	0.71%	143,326	1.49%	31,519	4,517,993	3.4%	5.3%	4.6%
2006	5,842,713	0.73%	146,048	1.90%	31,524	4,722,976	3.2%	4.8%	4.6%
2007	5,878,415	0.61%	152,435	4.37%	32,884	5,000,046	3.6%	5.0%	4.8%
2008	5,911,605	0.56%	154,365	1.27%	36,133	5,576,452	4.3%	6.1%	7.1%
2009	5,987,580	1.29%	156,377	1.30%	36,649	5,731,093	6.3%	9.3%	9.7%
2010	6,011,741	0.40%	158,682	1.47%	36,269	5,918,856	6.4%	9.6%	9.6%
2011	6,010,688	-0.02%	165,627	4.38%	*	*	5.8%	8.6%	9.0%

* Information not yet available.

Sources:

Consumer Price Index, Population and Income statistics - US Department of Commerce; Bureau of Economic Analysis

Unemployment statistics - US Department of Labor, Bureau of Labor Statistics; Missouri Economic Development, Missouri Economic Research and Information Center

BOONE COUNTY, MISSOURI

PRINCIPAL EMPLOYERS CURRENT YEAR AND NINE YEARS AGO

Table 13

Employer	2002			2011		
	Employees	Rank	Percentage of Total County Employment	Employees	Rank	Percentage of Total County Employment
University of Missouri	14,757	1	18.72%	8,608	1	9.96%
University Hospital & Clinics	4,184	2	5.31%	4,468	2	5.17%
Columbia Public Schools	2,258	3	2.86%	2,117	3	2.45%
Boone Hospital Center	2,017	4	2.56%	1,655	4	1.92%
City of Columbia	1,129	5	1.43%	1,332	5	1.54%
U S Government (excludes VA Hospital)	1,028	6	1.30%	1,278	6	1.48%
Shelter Insurance Companies	1,020	7	1.29%	1,078	8	1.25%
MBS Textbook Exchange	931	8	1.18%	1,239	7	1.43%
Hubbel/Chance Company	924	9	1.17%	758	10	0.88%
State of Missouri (excludes UMC)	905	10	1.15%	—	—	—
State Farm Insurance Companies	—	—	—	1,063	9	1.23%
Total employment for principal employers	<u>29,153</u>		<u>36.99%</u>	<u>23,596</u>		<u>27.31%</u>
Total county employment	<u>78,816</u>			<u>86,410</u>		

Sources:

Employer and Employees - Regional Economic Development, Inc., Excludes retail sector. The 2002 data is based on total employees while the 2011 data is based on total benefitted full-time equivalent employees.

Total County Employment - US Department of Labor, Bureau of Labor Statistics; Missouri Department of Economic Development, Missouri Economic Research and Information Center

BOONE COUNTY, MISSOURI

**FULL-TIME EQUIVALENT COUNTY EMPLOYEES BY FUNCTION
LAST TEN FISCAL YEARS**

Table 14

	Full-time Equivalent Employees as of December 31									
	<u>2002</u>	<u>2003</u>	<u>2004</u>	<u>2005</u>	<u>2006</u>	<u>2007</u>	<u>2008</u>	<u>2009</u>	<u>2010</u>	<u>2011</u>
General Government Operations	80.15	80.55	83.55	81.05	84.60	83.88	87.40	84.44	85.68	84.68
Law Enforcement & Judicial - Court	41.13	44.11	43.25	43.55	44.21	45.68	46.11	46.18	44.51	47.55
Law Enforcement & Judicial - Sheriff/Corrections	121.35	140.35	140.40	141.40	144.65	145.40	145.90	145.40	144.28	145.76
Law Enforcement & Judicial - PA & Other	40.10	41.50	41.50	42.50	46.62	46.62	46.75	49.12	47.33	47.40
Environment, Protective Inspection & Infrastructure	73.61	76.28	78.28	82.28	82.28	83.97	84.28	85.86	85.11	85.11
Capital Projects & Facilities Maintenance/Repairs	<u>14.00</u>	<u>13.00</u>	<u>14.00</u>	<u>14.00</u>	<u>14.00</u>	<u>14.00</u>	<u>14.00</u>	<u>14.00</u>	<u>14.00</u>	<u>14.00</u>
Total	<u><u>370.34</u></u>	<u><u>395.79</u></u>	<u><u>400.98</u></u>	<u><u>404.78</u></u>	<u><u>416.36</u></u>	<u><u>419.55</u></u>	<u><u>424.44</u></u>	<u><u>425.00</u></u>	<u><u>420.91</u></u>	<u><u>424.50</u></u>

BOONE COUNTY, MISSOURI

OPERATING INDICATORS BY FUNCTION LAST TEN FISCAL YEARS

Table 15

	2002	2003	2004	2005	2006	2007	2008	2009	2010	2011
Law Enforcement & Judicial - Court										
Circuit Clerk										
No. of Cases Filed	21,541	25,463	24,005	26,611	23,347	30,808	22,550	23,122	21,610	20,091
No. of Cases Disposed	21,178	25,259	22,500	21,710	22,458	26,749	22,501	22,585	21,769	19,783
No. of Cases Pending	8,461	7,650	8,030	8,121	8,924	7,850	9,097	9,126	8,777	8,940
Circuit Court Services										
No. of Juries Reporting	47	34	36	54	39	48	48	52	49	30
No. of Jury Trial Days	71	48	75	90	68	76	109	107	86	50
No. of Home Detention Days	9,955	11,055	15,942	14,306	16,824	14,405	13,827	12,473	13,973	13,370
Law Enforcement & Judicial - Sheriff/Corrections										
Corrections										
Correction Facility Capacity	210	210	210	210	210	210	210	210	210	210
Inmate Bookings	6,816	6,976	9,676	7,427	7,247	7,330	7,781	8,112	7,663	7,091
Average Daily Population	201	223	223	217	217	193	224	216	220	228
Sheriff										
Calls for Service	42,874	52,349	53,324	49,534	49,564	49,564	50,179	78,669	79,495	69,955
Civil Papers Served	13,593	12,848	12,959	13,418	12,454	12,454	14,326	10,510	9,756	9,941
Warrants Served	5,354	6,029	6,127	6,524	6,112	6,112	6,256	5,939	5,155	4,916
Law Enforcement & Judicial - PA & Other										
Prosecuting Attorney										
Total Cases Filed	9,262	9,542	9,991	11,362	10,982	10,179	10,179	10,738	9,356	8,610
Environment, Buildings & Infrastructure										
Public Works										
County Maintained Roads in Centerline Miles **										
Concrete	30	30	30	32	33	34	34	34	33	51
Asphalt	196	203	208	206	209	209	209	209	218	192
Low Type Bituminous	38	56	61	72	73	97	97	97	69	87
Gravel	537	507	501	491	487	472	472	472	484	474

(a) Estimates by department

Sources: Data provided by various county offices and compiled by the County Auditor; information for prior years is not readily available.

BOONE COUNTY, MISSOURI

**CAPITAL ASSET STATISTICS BY FUNCTION
LAST SIX FISCAL YEARS**

Table 16

	<u>2005</u>	<u>2006</u>	<u>2007</u>	<u>2008</u>	<u>2009</u>	<u>2010</u>	<u>2011</u>
General Government Operations							
Government Center Building	1	1	1	1	1	1	1
Johnson Building	1	1	1	1	1	1	—
Building at 101 N Seventh	1	1	1	1	1	1	—
Boone County Annex	—	—	—	—	—	—	1
Law Enforcement & Judicial - Court/Prosecuting Attorney/Other							
Alternative Sentencing Center	—	—	1	1	1	1	1
Courthouse	1	1	1	1	1	1	1
Juvenile Justice Center	1	1	1	1	1	1	1
Juvenile Justice Center Capacity	45	45	45	45	45	45	45
Juvenile Justice Center Art/Maintenance Building	1	1	1	1	1	1	1
Child Support Building	1	1	1	1	1	1	1
Johnson Building	—	—	—	—	—	—	1
Law Enforcement & Judicial - Sheriff/Corrections							
Sheriff Administration & Correction Facility	1	1	1	1	1	1	1
Correction Facility Capacity	210	210	210	210	210	210	210
Substations	2	2	2	2	2	2	1
Sheriff Annex/Elections Warehouse	—	—	—	—	—	—	1
Environment, Buildings & Infrastructure							
Public Works Administration & Maintenance Building	1	1	1	1	1	1	1
North Garage	1	1	1	1	1	1	1
Asphalt Storage Facility	1	1	1	1	1	1	1
Snow & Ice Maintenance Storage Facility	1	1	1	1	1	1	1
North Maintenance Building	—	—	—	—	—	1	1
County Maintained Roads in Centerline Miles *							
Concrete	32	33	34	34	34	33	51
Asphalt	206	209	209	209	209	218	192
Low Type Bituminous	72	73	97	97	97	69	87
Gravel	491	487	472	472	472	484	474
Community Health & Public Services							
Health Facility (joint ownership with City of Columbia)	1	1	1	1	1	1	1
Beautification & Recreation							
Fairground Property & Buildings	1	1	1	1	1	1	1
Other (Utilized for construction staging & storage)							
Building at 605 E Walnut	1	1	1	1	1	1	1
Boone County Annex	—	—	1	1	1	1	—
Building at 101 N Seventh	—	—	—	—	—	—	1

Information for prior years is not readily available.

Source: County Auditor

* Source: Resource Management Department