



COMPREHENSIVE ANNUAL FINANCIAL REPORT

BOONE COUNTY, MISSOURI

YEAR ENDING DECEMBER 31, 2009

**BOONE COUNTY, MISSOURI
COMPREHENSIVE ANNUAL
FINANCIAL REPORT**

For The Fiscal Year Ended December 31, 2009

*Report prepared and submitted by
June E. Pitchford
County Auditor*



Contents

| | Page |
|---|---------|
| Part I - Introductory Section: | |
| Letter Of Transmittal | i - v |
| Certificate Of Achievement For Excellence In Financial Reporting..... | vi |
| County Officials | vii |
| Organizational Chart..... | viii |
| Part II - Financial Section: | |
| Independent Auditors' Report | 1 - 2 |
| Management's Discussion And Analysis - Required Supplementary Information | 3 - 14 |
| Basic Financial Statements | |
| Government-Wide Financial Statements: | |
| Statement Of Net Assets..... | 15 |
| Statement Of Activities | 16 |
| Fund Financial Statements: | |
| Balance Sheet - Governmental Funds | 17 |
| Reconciliation Of The Balance Sheet Of Governmental Funds To The Statement Of Net Assets..... | 18 |
| Statement Of Revenues, Expenditures And Changes In Fund Balances - Governmental Funds..... | 19 |
| Reconciliation Of The Statement Of Revenues, Expenditures And Changes In Fund Balances To The Statement Of Activities..... | 20 |
| Statement Of Net Assets - Proprietary Funds..... | 21 |
| Statement Of Revenues, Expenses And Changes In Fund Net Assets - Proprietary Funds..... | 22 |
| Statement Of Cash Flows - Proprietary Funds | 23 |
| Statement Of Fiduciary Net Assets - Fiduciary Funds | 24 |
| Statement Of Changes In Fiduciary Net Assets - Fiduciary Funds..... | 25 |
| Notes To Basic Financial Statements | 26 - 60 |
| Required Supplementary Information - Budgetary Comparison Information | |
| Schedule Of Revenues, Expenditures And Changes In Fund Balances - Budget And Actual - Budget Basis - General Fund | 61 - 67 |
| Schedule Of Revenues, Expenditures And Changes In Fund Balances - Budget And Actual - Budget Basis - Road And Bridge Fund | 68 |

Contents

| | Page |
|---|---------|
| Part II - Financial Section (Continued): | |
| Schedule Of Revenues, Expenditures And Changes In Fund Balances - Budget And Actual - Budget Basis - Law Enforcement Services Fund..... | 69 |
| Notes To Budgetary Comparison Information..... | 70 |
| Required Supplementary Information - Other Post-Employment Benefits..... | 71 |
| Supplementary Information - Combining And Individual Fund Financial Statements And Schedules | |
| Combining Balance Sheet - Nonmajor Governmental Funds | 72 |
| Combining Statement Of Revenues, Expenditures And Changes In Fund Balances - Nonmajor Governmental Funds | 73 |
| Special Revenue Funds Descriptions | 74 - 75 |
| Combining Balance Sheet - Nonmajor Special Revenue Funds | 76 - 78 |
| Combining Statement Of Revenues, Expenditures And Changes In Fund Balances - Nonmajor Special Revenue Funds..... | 79 - 81 |
| Schedule Of Revenues, Expenditures And Changes In Fund Balances - Budget And Actual - Budget Basis - Special Building Project Citizen Contribution Fund | 82 |
| Schedule Of Revenues, Expenditures And Changes In Fund Balances - Budget And Actual - Budget Basis - Assessment Fund..... | 83 |
| Schedule Of Revenues, Expenses And Changes In Fund Balances - Budget And Actual - Budget Basis - E-911 Emergency Telephone Fund | 84 |
| Schedule Of Revenues, Expenses And Changes In Fund Balances - Budget And Actual - Budget Basis - Domestic Violence Fund | 85 |
| Schedule Of Revenues, Expenses And Changes In Fund Balances - Budget And Actual - Budget Basis - Hospital Profit Share Fund | 86 |
| Schedule Of Revenues, Expenses And Changes In Fund Balances - Budget And Actual - Budget Basis - Local Emergency Planning Committee Fund..... | 87 |
| Schedule Of Revenues, Expenses And Changes In Fund Balances - Budget And Actual - Budget Basis - Collector Tax Maintenance Fund | 88 |
| Schedule Of Revenues, Expenses And Changes In Fund Balances - Budget And Actual - Budget Basis - Fairground Maintenance Fund..... | 89 |
| Schedule Of Revenues, Expenses And Changes In Fund Balances - Budget And Actual - Budget Basis - Election Services Fund | 90 |
| Schedule Of Revenues, Expenses And Changes In Fund Balances - Budget And Actual - Budget Basis - Election Equipment Replacement Fund | 91 |
| Schedule Of Revenues, Expenses And Changes In Fund Balances - Budget And Actual - Budget Basis - Sheriff Forfeiture Fund..... | 92 |
| Schedule Of Revenues, Expenses And Changes In Fund Balances - Budget And Actual - Budget Basis - Sheriff Training Fund | 93 |

Part II - Financial Section (Continued):

| | |
|--|-----|
| Schedule Of Revenues, Expenses And Changes In Fund Balances - Budget And Actual - Budget Basis - Public Safety Citizen Contribution Fund..... | 94 |
| Schedule Of Revenues, Expenses And Changes In Fund Balances - Budget And Actual - Budget Basis - Law Enforcement Department Of Justice Grants Fund..... | 95 |
| Schedule Of Revenues, Expenses And Changes In Fund Balances - Budget And Actual - Budget Basis - Sheriff Civil Charges Fund..... | 96 |
| Schedule Of Revenues, Expenses And Changes In Fund Balances - Budget And Actual - Budget Basis - Sheriff Revolving Fund..... | 97 |
| Schedule Of Revenues, Expenses And Changes In Fund Balances - Budget And Actual - Budget Basis - Inmate Security Fund..... | 98 |
| Schedule Of Revenues, Expenses And Changes In Fund Balances - Budget And Actual - Budget Basis - Prosecuting Attorney Training Fund..... | 99 |
| Schedule Of Revenues, Expenses And Changes In Fund Balances - Budget And Actual - Budget Basis - Prosecuting Attorney Tax Collection Fund..... | 100 |
| Schedule Of Revenues, Expenses And Changes In Fund Balances - Budget And Actual - Budget Basis - Prosecuting Attorney Contingency Fund..... | 101 |
| Schedule Of Revenues, Expenses And Changes In Fund Balances - Budget And Actual - Budget Basis - Prosecuting Attorney Bad Check Collection Fund..... | 102 |
| Schedule Of Revenues, Expenses And Changes In Fund Balances - Budget And Actual - Budget Basis - Prosecuting Attorney Forfeiture Fund..... | 103 |
| Schedule Of Revenues, Expenses And Changes In Fund Balances - Budget And Actual - Budget Basis - Record Preservation Fund..... | 104 |
| Schedule Of Revenues, Expenses And Changes In Fund Balances - Budget And Actual - Budget Basis - Family Services And Justice Fund..... | 105 |
| Schedule Of Revenues, Expenses And Changes In Fund Balances - Budget And Actual - Budget Basis - Circuit Drug Court Fund..... | 106 |
| Schedule Of Revenues, Expenses And Changes In Fund Balances - Budget And Actual - Budget Basis - Administration Of Justice Fund..... | 107 |
| Schedule Of Revenues, Expenses And Changes In Fund Balances - Budget And Actual - Budget Basis - Recovery Act Grants - Cyber Crimes and Violence Against Women Fund..... | 108 |
| Schedule Of Revenues, Expenses And Changes In Fund Balances - Budget And Actual - Budget Basis - Justice Assistance Grant - Recovery Act Stimulus Fund..... | 109 |
| Schedule Of Revenues, Expenses And Changes In Fund Balances - Budget And Actual - Budget Basis - Neighborhood Improvement Districts Fund..... | 110 |
| Schedule Of Revenues, Expenses And Changes In Fund Balances - Budget And Actual - Budget Basis - Law Library Fund..... | 111 |
| Debt Service Funds Descriptions..... | 112 |
| Combining Balance Sheet - Nonmajor Debt Service Funds..... | 113 |
| Combining Statement Of Revenues, Expenditures And Changes In Fund Balances - Nonmajor Debt Service Funds..... | 114 |

| | Page |
|--|-----------|
| Part II - Financial Section (Continued): | |
| Schedule Of Revenues, Expenses And Changes In Fund Balances - Budget And Actual - Budget Basis - Series 2005 Special Obligation Bond Fund..... | 115 |
| Schedule Of Revenues, Expenses And Changes In Fund Balances - Budget And Actual - Budget Basis - Series 1998 Neighborhood Improvement District Bond Fund..... | 116 |
| Schedule Of Revenues, Expenses And Changes In Fund Balances - Budget And Actual - Budget Basis - Series 2000A Neighborhood Improvement District Bond Fund..... | 117 |
| Schedule Of Revenues, Expenses And Changes In Fund Balances - Budget And Actual - Budget Basis - Series 2000B Neighborhood Improvement District Bond Fund..... | 118 |
| Schedule Of Revenues, Expenses And Changes In Fund Balances - Budget And Actual - Budget Basis - Series 2001 Neighborhood Improvement District Bond Fund..... | 119 |
| Schedule Of Revenues, Expenses And Changes In Fund Balances - Budget And Actual - Budget Basis - Series 2006A Neighborhood Improvement District Bond Fund..... | 120 |
| Schedule Of Revenues, Expenses And Changes In Fund Balances - Budget And Actual - Budget Basis - Series 2008 Neighborhood Improvement District Bond Fund..... | 121 |
| Capital Projects Funds Descriptions..... | 122 |
| Combining Balance Sheet - Nonmajor Capital Projects Funds..... | 123 |
| Combining Statement Of Revenues, Expenditures And Changes In Fund Balances - Nonmajor Capital Projects Funds | 124 |
| Schedule Of Revenues, Expenses And Changes In Fund Balances - Budget And Actual - Budget Basis - City/County Health Facility Fund | 125 |
| Schedule Of Revenues, Expenses And Changes In Fund Balances - Budget And Actual - Budget Basis - Law Office Remodel IV-D 605 E. Walnut Fund..... | 126 |
| Schedule Of Revenues, Expenses And Changes In Fund Balances - Budget And Actual - Budget Basis – Sheriff/Elections Facility Fund | 127 |
| Schedule Of Revenues, Expenses And Changes In Fund Balances - Budget And Actual - Budget Basis – Johnson Paint Building Remodel Fund | 128 |
| Schedule Of Revenues, Expenses And Changes In Fund Balances - Budget And Actual - Budget Basis – Government Center Capital Improvement Fund..... | 129 |
| Schedule Of Revenues, Expenses And Changes In Fund Balances - Budget And Actual - Budget Basis - One Fifth-Cent Sales Tax Capital Improvement Fund..... | 130 |
| Internal Service Funds Descriptions..... | 131 |
| Combining Statement Of Net Assets - Internal Service Funds | 132 |
| Combining Statement Of Revenues, Expenses And Changes In Fund Net Assets - Internal Service Funds..... | 133 |
| Combining Statement Of Cash Flows - Internal Service Funds..... | 134 |
| Fiduciary Funds Descriptions..... | 135 - 136 |
| Combining Statement Of Fiduciary Net Assets - Private Purpose Trust Funds..... | 137 |


Contents

| | Page |
|--|-------------|
| Part II - Financial Section (Continued): | |
| Combining Statement Of Changes In Fiduciary Net Assets - Private Purpose Trust Funds | 138 |
| Combining Schedule Of Fiduciary Assets And Liabilities - Agency Funds | 139 |
| Combining Schedule Of Changes In Assets And Liabilities - Fiduciary Funds - Agency Funds | 140 - 143 |
| Part III - Statistical Section: | |
| Statistical Section Contents | 144 |
| Net Assets By Component..... | 145 |
| Changes In Net Assets..... | 146 - 147 |
| Fund Balances, Governmental Funds..... | 148 |
| Changes In Fund Balances, Governmental Funds..... | 149 |
| Taxable Sales By Category | 150 |
| Direct And Overlapping Sales Tax Rates..... | 151 |
| Overlapping Sales Tax Rates - State, County And Cities | 152 |
| Ratios Of Outstanding Debt By Type | 153 |
| Ratios Of General Bonded Debt Outstanding | 154 |
| Legal Debt Margin | 155 |
| Pledged - Revenue Coverage..... | 156 |
| Demographic And Economic Statistics..... | 157 |
| Principal Employers | 158 |
| Full-Time Equivalent County Employees By Function | 159 |
| Operating Indicators By Function | 160 |
| Capital Asset Statistics By Function | 161 |



Introductory Section





BOONE COUNTY AUDITOR

JUNE E. PITCHFORD

BOONE COUNTY GOVERNMENT CENTER

801 East Walnut, Room 205 • Columbia, MO 65201-4890 • (573) 886-4275 OFFICE • (573) 886-4280 FAX

June 28, 2010

Honorable County Commissioners and Citizens of
Boone County, Missouri:

The Comprehensive Annual Financial Report (CAFR) of Boone County, Missouri for the fiscal year ended December 31, 2009, is hereby submitted.

Management assumes full responsibility for the completeness and reliability of the information contained in this report, based upon a comprehensive framework of internal control that it has established for this purpose. Because the cost of internal control should not exceed anticipated benefits, the objective is to provide reasonable, rather than absolute, assurance that the financial statements are free of any material misstatements.

RubinBrown, an independent certified public accounting firm, has issued unqualified (“clean”) opinions on Boone County, Missouri’s financial statements for the year ended December 31, 2009. The independent auditors’ report is located at the front of the financial section of this report.

Management’s discussion and analysis (MD&A) immediately follows the independent auditors’ report and provides a narrative introduction, overview, and analysis of the basic financial statements. MD&A complement this letter of transmittal and should be read in conjunction with it.

Profile of the Government

The County is a political subdivision of the State of Missouri, organized in 1821 under applicable state statutes and continues under the same form of government to this day. Limited-scope policymaking and legislative authority is granted by the state statutes and vested in the County Commission, which consists of a Presiding Commissioner and two Associate Commissioners, each of whom serves full time. As the governing body, the County Commission is responsible for a mix of legislative and administrative duties including passing ordinances (to the extent permitted by statute), adopting the annual budget, managing county property, appointing committees, and hiring and supervising departmental directors. The Presiding Commissioner is elected at large and the two Associate Commissioners are each elected from within their respective district. Each serves a four-year term.

Boone County’s statutory *elective* form of government differs significantly from a charter form of government or a municipal city-manager form of government. Independent elected officials are directly accountable to the people of the County and individually responsible for discharging the statutory functions of their office in accordance with state law. The County Commission has no authority to impose its will on other elected officials, except through its exclusive control of county property and the adoption of the annual budget.

The County provides a broad range of public services required by state law including operation of the 13th Judicial Circuit Court, operation of the Prosecuting Attorney's Office, operation of a Juvenile Office and a Juvenile Detention center, operation of a County Jail, law enforcement services for all unincorporated areas of the County, civil process service for the entire County, maintenance and retention of property records, assessment of all county property for taxing purposes, collection of property taxes for all political subdivisions within the County, voter registration and election services, maintenance of county roads, and various other public services.

The County adopts an annual budget for all of its governmental funds and proprietary (internal service) funds. Project-length budgets are prepared and approved for capital projects and neighborhood improvement district projects; unexpended and unencumbered appropriations for such project-length budgets are re-appropriated, as necessary, in successive annual budgets.

The County Commission approves the annual budget at the departmental object (or class) level. The County also maintains an encumbrance accounting system as one technique of accomplishing budgetary control. Unencumbered appropriations lapse at fiscal year-end, while open encumbrances are reported as reservations of fund balance at each year-end.

The County's fiscal year is the calendar year and the annual budgetary process and timetable is governed by state statutes. Budgetary requests are due to the County Auditor by September 1st with a proposed comprehensive budget due from the County Auditor to the County Commission by November 15th. The County Commission may alter, modify, or change the proposed budget in any manner, except for the Court's budgets which may not be altered without the Court's consent or pursuant to mediation by the Judicial Finance Review Commission. The County Commission must comply with public notice and public hearing requirements and adopt the budget on or before January 10th; however, in a year in which a County Commissioner's new term of office begins (i.e., every other year), the statutory deadline is extended to January 31st. However, the County Commission typically adopts the budget prior to December 31st. In the event the County Commission does not adopt the budget, the preceding year's budget remains effective.

For financial reporting purposes, the *reporting entity* is comprised of the County (the primary government) including all funds, agencies, and departments that make up its legal entity as well as any legally separate entities that meet criteria established by the Governmental Accounting Standards Board for inclusion in the reporting entity. Such entities are referred to as component units and they include legally separate entities over whom the County is able to impose its will or entities capable of imposing a financial benefit or burden on the County. Component units also include organizations that are financially dependent on the County.

The County has determined that the reporting entity should include one discretely presented component unit, the Boone Hospital Board of Trustees. This entity is financially dependent on the County in that all bond issues for hospital operations must be approved by the County Commission.

Local Economy

The information presented in the CAFR is perhaps best understood when it is considered from the broader perspective of the specific environment within which the County operates.

Boone County is situated in Central Missouri at the cross-roads of Interstate 70 and US Highway 63. It is a fast-growing county known for its highly educated work force, low cost of living, award-winning schools, and unique blend of rural and urban lifestyles. The County contains 685 square miles and includes six cities (Ashland, Centralia, Columbia, Hallsville, Rocheport, and Sturgeon), three towns (Harrisburg, Hartsburg, and McBaine) and other local communities (Midway, Prathersville, Wilton, and Village of Pierpont). Over the past ten years, the County's annual population growth rate has consistently out-paced that of the state.

The local economy reflects a balanced mix of retail, education, insurance, light manufacturing, education, and finance. The County's largest city and county seat, Columbia, serves as a regional commercial center for central Missouri. The County is also home to the flagship campus of the University of Missouri, Columbia College, and Stephens College. In addition, the County serves as a regional medical center. The largest employers in the County include the University of Missouri, University Hospital and Clinics, Columbia Public Schools, Boone Hospital, Truman Veteran Hospital, insurance institutions, MBS Textbook Exchange, and the City of Columbia. The County's varied economic base contributes to economic and employment stability. Although the County's unemployment rate has risen as a result of the current economic recession, the County's rate of 6.3% at December 31, 2009 compares favorably with that of the state (9.3%) and of the nation (9.7%).

More than sixty percent of the County's operating revenues are derived from local sales taxes. Sales tax revenue is inherently volatile and the County has experienced such volatility, with annual growth rates for sales tax ranging between 3% and 11% during the last ten years. However, in 2007, the County experienced an unexpected and significant drop in sales tax revenue growth, with the annual growth rate falling below 1%. This was followed by further slowing in 2008 with a first ever negative sales tax growth rate of 1.36%. Sales tax continued to decline during 2009, reflecting a growth rate of 2.76%. Consumer spending has fallen sharply as households wrestle with rising unemployment, stagnant wages, rising consumer debt, and general inflationary pressures. Construction activity has fallen sharply, which significantly contributes to the decline in overall sales tax revenue. Because of the inherently volatile nature of sales tax revenue, the County maintains higher undesignated and unreserved fund balances in its major funds. The County has used these resources in 2007, 2008, and 2009 because annual revenues have fallen short of annual expenditures. The County expects this to continue in 2010 and 2011. Within the annual budget, the County has taken numerous steps to reduce spending. This effort, combined with modest spending of fund balance, has allowed the County to avoid lay-offs and significant reductions in services.

Major Initiatives

Voters approved a three-year one-fifth cent sales tax for capital improvements, which expired September 30, 2009. The tax financed several capital improvement projects including expansion of the Courthouse, remodeling a facility to house the Alternative Sentencing Center, remodeling the Johnson

Building (Public Defender's offices), remodeling a portion of the Government Center, and retiring debt incurred to acquire properties adjacent to the Courthouse. The Courthouse expansion project is complete and work is underway for the remaining projects.

In addition, the County is constructing a new facility near the Sheriff/Correctional facility which will provide additional space for the Sheriff as well as house election equipment. The warehouse is financed with accumulated monies transferred from the Sheriff Civil Charges Fund, monies transferred from the General Fund which had been designated for capital projects, and Recovery Zone bonds. The debt service for the bonds will be retired through annual appropriations from the Sheriff Civil Charges Fund and General Fund appropriations previously required for leasing space for election equipment.

Long-term Financial Planning

As noted above, the County is primarily dependent on local sales tax for operating revenues and this revenue source has declined 4% since 2007, a direct result of the current economic conditions. Other revenue sources, such as fees, are largely controlled by state law and are not subject to change or adjustment by the County Commission. Property tax rates are limited not only by state law, but by a voluntary property tax roll-back implemented when voters approved the one-half cent sales tax for roadway infrastructure. In addition, the County receives substantial reimbursement revenues from the state of Missouri for inmate housing, juvenile detention, and property assessment. Over the past two years, the state has reduced these reimbursements to Counties in an attempt to balance its own budget.

The County has avoided lay-offs and reductions in services up to this point, relying on a combination of cost reductions and spend-down of fund balance. In order to contain costs, the County has not authorized salary increases since 2008 and has eliminated several vacant positions and reduced the 401(A) retirement match. In addition, the County has opted to re-build and re-furbish large equipment rather than replace it. Funding to outside agencies has been reduced and non-essential operating costs have been eliminated. Although fund balances have been used to close the gap between revenues and expenditures, the amounts used have been relatively small such that the County's major operating funds continue to meet minimum fund balance requirements. It is unclear how long the recession will last and whether the County will be required to enact more significant cost reductions before revenue improvement is realized.

Awards and Acknowledgements


The County's CAFR for the fiscal year ended December 31, 2008, was awarded the Certificate of Achievement for Excellence in Financial Reporting from the Government Finance Officers Association (GFOA). This was the 25th consecutive year the County has received this prestigious award. In order to be awarded a Certificate of Achievement, a government unit must publish an easily readable and efficiently organized CAFR, whose contents conform to program standards. The report satisfied both generally accepted accounting principles and applicable legal requirements.

A Certificate of Achievement is valid for one year only. We believe that our current CAFR will continue to meet the Certificate of Achievement Program requirements and we will be submitting it to the GFOA to determine its eligibility for another certificate.

Letter of Transmittal
Annual Audit Report - Fiscal Year 2009

I would like to recognize the County Commission and other elected officials for their part in planning and conducting the financial operations of the County. In addition, I want to express my appreciation to the staff members of the Boone County Auditor's office who assisted in the preparation of this report.

Respectfully submitted,

A handwritten signature in black ink, appearing to read "June E. Pitchford". The signature is fluid and cursive, with a large initial "J" and a long, sweeping tail.

June E. Pitchford
County Auditor

Certificate of Achievement for Excellence in Financial Reporting

Presented to

Boone County
Missouri

For its Comprehensive Annual
Financial Report
for the Fiscal Year Ended
December 31, 2008

A Certificate of Achievement for Excellence in Financial Reporting is presented by the Government Finance Officers Association of the United States and Canada to government units and public employee retirement systems whose comprehensive annual financial reports (CAFRs) achieve the highest standards in government accounting and financial reporting.



President

Executive Director

BOONE COUNTY, MISSOURI

**COUNTY OFFICIALS
For The Year Ended December 31, 2009**

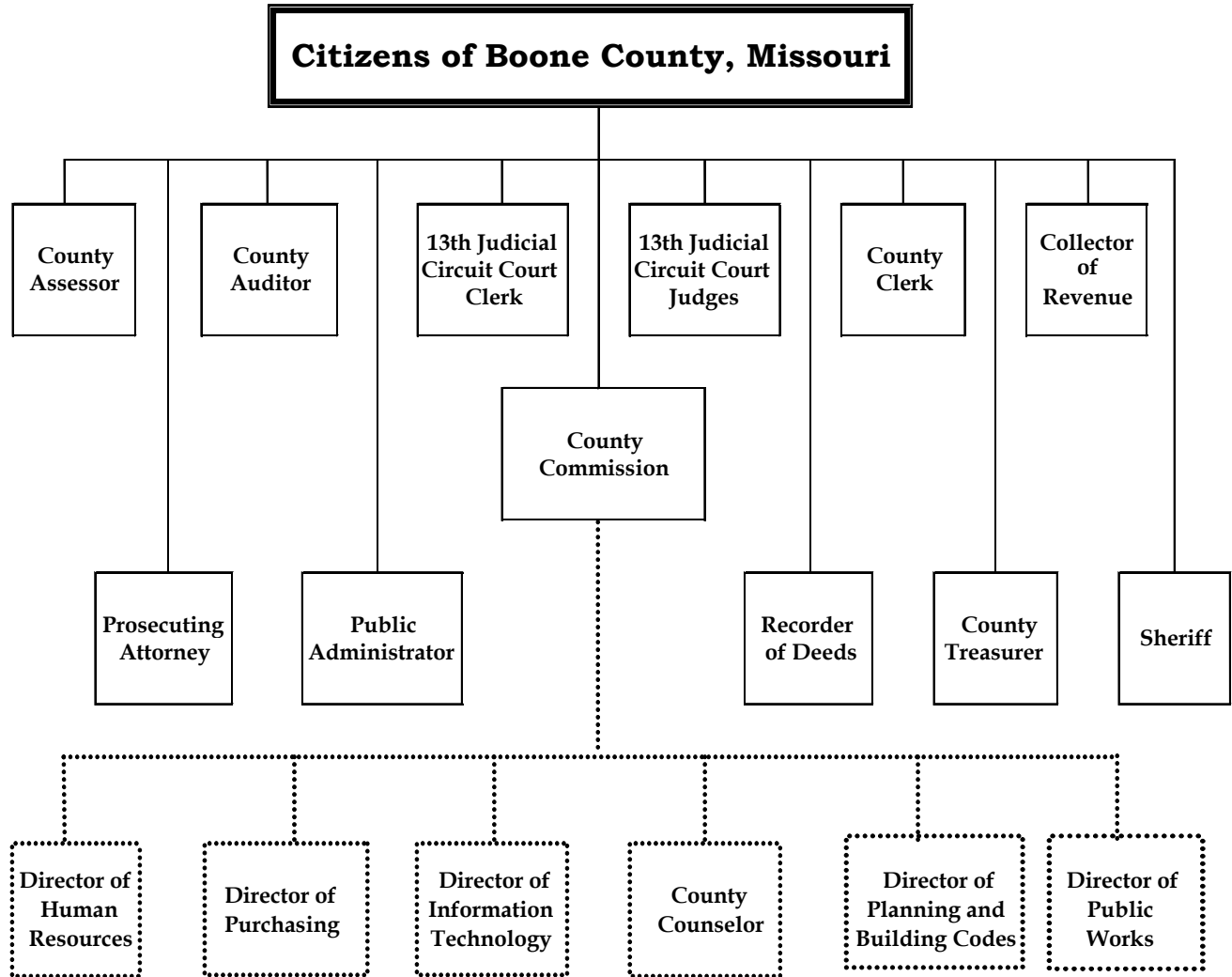
County Commission:

Presiding Commissioner Ken Pearson
Commissioner - District I..... Karen M. Miller
Commissioner - District IISkip Elkin

Circuit Clerk..... Christy Blakemore
Recorder of Deeds..... Bettie Johnson
County Clerk..... Wendy S. Noren
Prosecuting Attorney Daniel K. Knight
Sheriff..... Dwayne Carey
Auditor..... June E. Pitchford
Collector of Revenue..... Patricia S. Lensmeyer
Assessor..... Thomas Schauwecker
Treasurer..... Kay R. Murray
Public AdministratorCathy Richards

BOONE COUNTY, MISSOURI

ORGANIZATIONAL CHART FOR BOONE COUNTY, MISSOURI





Financial Section



Independent Auditors' Report

The County Commissioners
Boone County, Missouri:

We have audited the accompanying financial statements of the governmental activities, the discretely presented component unit, each major fund, and the aggregate remaining fund information of Boone County, Missouri as of and for the year ended December 31, 2009, which collectively comprise Boone County, Missouri's basic financial statements, as listed in the table of contents. These financial statements are the responsibility of Boone County, Missouri's management. Our responsibility is to express opinions on these financial statements based on our audit. We did not audit the financial statements of the discretely presented component unit. Those financial statements were audited by other auditors whose report thereon has been furnished to us, and our opinion, insofar as it relates to the amounts included for the discretely presented component unit, is based on the report of the other auditors.

We conducted our audit in accordance with auditing standards generally accepted in the United States of America and the standards applicable to financial audits contained in *Government Auditing Standards*, issued by the Comptroller General of the United States. Those standards require that we plan and perform the audit to obtain reasonable assurance about whether the financial statements are free of material misstatement. The financial statements of the discretely presented component unit were not audited in accordance with *Government Auditing Standards*. An audit includes examining, on a test basis, evidence supporting the amounts and disclosures in the financial statements. An audit also includes assessing the accounting principles used and significant estimates made by management, as well as evaluating the overall financial statement presentation. We believe that our audit, and the report of other auditors, provides a reasonable basis for our opinions.

In our opinion, based upon our audit and the report of other auditors, the financial statements referred to above present fairly, in all material respects, the respective financial position of the governmental activities, the discretely presented component unit, each major fund, and the aggregate remaining fund information of Boone County, Missouri as of December 31, 2009, and the respective changes in financial position and cash flows, where applicable, thereof for the year then ended, in conformity with U.S. generally accepted accounting principles.

In accordance with *Government Auditing Standards*, we also have issued a report dated June 28 2010 on our consideration of Boone County, Missouri's internal control over financial reporting and on our tests of its compliance with certain provisions of laws, regulations, contracts, grant agreements, and other matters. The purpose of that report is to describe the scope of our testing, and not to provide an opinion on the internal control over financial reporting or on compliance. That report is an integral part of an audit performed in accordance with *Government Auditing Standards* and should be read in conjunction with this report in considering the results of our audit.

The Management's Discussion and Analysis on pages 3 through 14 and the Budgetary Comparison Information on pages 61 through 70, and the Other Post-Employment Benefit Schedule on page 71 are not a required part of the basic financial statements, but are supplementary information required by U.S. generally accepted accounting principles. We have applied certain limited procedures, which consisted principally of inquiries of management regarding the methods of measurement and presentation of the required supplementary information. However, we did not audit the information and express no opinion on it.

Our audit was conducted for the purpose of forming opinions on the financial statements that collectively comprise Boone County, Missouri's basic financial statements. The combining and individual fund financial statements and schedules-other supplementary information are presented for purposes of additional analysis and are not a required part of the basic financial statements. The combining and individual fund financial statements and schedules-other supplementary information have been subjected to the auditing procedures applied in the audit of the basic financial statements and, in our opinion, is fairly stated, in all material respects, in relation to the basic financial statements taken as a whole. The introductory section and statistical section are presented for purposes of additional analysis and are not a required part of the basic financial statements. The introductory section and statistical section have not been subjected to the auditing procedures applied in the audit of the basic financial statements, and accordingly, we express no opinion on them.

RubinBrown LLP

June 28, 2010

BOONE COUNTY, MISSOURI

MANAGEMENT'S DISCUSSION AND ANALYSIS

This section of the County's Comprehensive Annual Financial Report presents a narrative overview and analysis of the financial activities of Boone County, Missouri, for the fiscal year ended December 31, 2009. For a complete understanding of the County's financial statements, please read the transmittal letter at the front of this report along with the County's basic financial statements, including the footnotes, which follow the Management's Discussion and Analysis.

Financial Highlights

- On a government-wide basis, net assets (the amount by which assets exceeded liabilities) at the close of the most recent fiscal year totaled \$115.5 million. Of this amount, approximately \$8.2 million is unrestricted and may be used to meet the government's on-going obligations to citizens and creditors.
- On a government-wide basis, Boone County's total net assets decreased by \$2.47 million or less than 2.1% during the fiscal year.
- On a government-wide basis, the cost of the County's governmental activities was \$49.1 million.
- At the close of the current fiscal year, Boone County's governmental funds reported combined ending fund balances of \$30.36 million, a decrease of \$420,000 in comparison with the prior year. A significant portion of the combined ending fund balance, \$20.5 million, is available for spending at the government's discretion, subject to statutory restrictions applicable to specific funds (i.e., it is *unreserved, undesignated* fund balance).
- At the end of the current fiscal year, unreserved fund balance for the General Fund was \$6.7 million and represents 30% of expenditures. A portion of the unreserved fund balance, approximately \$2.1 million, was appropriated in the Fiscal Year 2010 budget.
- Boone County's total long-term debt decreased by approximately \$325,000. The net decrease is the result of principal repayments and deductions in accrued compensated absences exceeding the increases in accrued compensated absence liability. The liability for other post employment benefits increased by \$65,000.
- General fund revenues totaled \$22.7 million, which fell short of budgetary estimates by approximately \$842,000 or 4%.
- General fund expenditures (GAAP basis) were \$22.8 million. On a budgetary basis, the General fund experienced a favorable budgetary variance of \$2.33 million.

BOONE COUNTY, MISSOURI

Management's Discussion And Analysis (*Continued*)

- Fund balance in the General Fund decreased by approximately \$97,000, due to expenditures exceeding revenues. This decrease was partially off-set by a net increase in other financing sources and uses of \$55,000. The resulting net decrease to fund balance in the General Fund was \$42,000.

Overview of the Financial Statements

This discussion and analysis are intended to serve as an introduction to Boone County's basic financial statements. The County prepares and issues a *Comprehensive Annual Financial Report* (CAFR), which provides extensive financial information beyond the minimum reporting requirements established by generally accepted accounting principles (GAAP). The CAFR consists of the following parts:

- **Introductory Section**, which includes the transmittal letter and general information;
- **Management Discussion and Analysis (MD&A)**, (this part);
- **The Basic Financial Statements**, which include the government-wide and the fund financial statements as well as the notes to the basic financial statements;
- **Required Supplementary Information**, which includes budgetary comparison information for certain major funds and certain other required disclosures;
- **Other Supplementary Information**, which includes combining statements for non major governmental funds, internal service funds, and fiduciary funds, as well as budgetary comparison schedules for special revenue, debt service, and capital project funds; and,
- **Statistical Information**

Government-wide Financial Statements

The first set of financial statements is the government-wide statements which report information about the County as a whole. These statements are a result of Governmental Accounting Standards Board (GASB) Statement No. 34 and were new to the County's financial reporting in fiscal year 2003. They provide both long-term and short-term information about the County's overall financial condition. These financial statements are prepared using a full accrual basis of accounting in order to achieve a more corporate, or private-sector type of presentation. The two government-wide statements, **Statement of Net Assets** and **Statement of Activities**, report the County's net assets and how they have changed from the previous year. The County does not provide services through *business-type activities* (such as a public utility); consequently, only *governmental activities* are included in the County's financial statements.

The **Statement of Net Assets** presents information on all of the County's assets and liabilities, with the difference between the two reported as net assets. Increases and decreases in net assets may serve as a useful indicator of whether or not the financial position of the County is improving or deteriorating. The Statement of Net Assets also provides information on unrestricted and restricted net assets and net assets invested in capital assets, net of related debt.

BOONE COUNTY, MISSOURI

Management's Discussion And Analysis (*Continued*)

The **Statement of Activities** presents information showing how the County's net assets changed during the most recent fiscal year. All of the current year's revenues and expenses are accounted for in the Statement of Activities regardless of the timing of related cash flows. The Statement of Activities presents the various functions of the County and the degree to which they are supported by charges for services, federal and state grants and contributions, tax revenues, and investment income.

The government-wide financial statements include not only Boone County, Missouri itself (the *primary government*), but also a legally separate hospital board of trustees (a *component unit*) for which Boone County is financially accountable. Financial information for the component unit is reported separately from the financial information of the primary government. The government-wide financial statements do not include any blended component units.

The government-wide financial statements are the first statements included in the Basic Financial Statements tab section.

Fund Financial Statements

The second set of statements is the fund financial statements which provide information about groupings of related accounts which are used to maintain control over resources for specific activities or objectives. The County uses fund accounting to demonstrate compliance with finance-related legal requirements. The fund financial statements provide detailed information about the County's most significant funds – not the County as a whole.

County operations require the use of three kinds of funds:

- ***Governmental Funds.*** Governmental funds reflect how general government services were financed in the short-term as well as what financial resources remain available for future spending to finance County services.

The County maintains numerous individual governmental funds according to their type (general, special revenue, debt service, and capital projects). Information is presented separately in the governmental fund balance sheet and in the governmental fund statement of revenues, expenditures, and changes in fund balances for funds that are considered to be a major fund; financial information for all non-major funds is summarized and presented in a single column. Individual fund data for each of the nonmajor governmental funds is provided in the form of combining statements.

Fund financial statements for governmental funds are prepared using a modified accrual basis of accounting which differs from the full-accrual basis of accounting used to prepare the government-wide financial statements. Because of the resulting differences, a reconciliation of the fund financial statements to the government-wide financial statements is provided.

BOONE COUNTY, MISSOURI

Management's Discussion And Analysis (*Continued*)

- *Proprietary Funds.* Proprietary funds offer short-term and long-term financial information about the various internal services which the County provides through a business-type operation, using a full accrual basis of accounting. The County does not operate enterprise activities, where the customers are primarily external to the County, such as a public utility. However, the County does operate several internal service activities, where the customers are internal County departments, such as Facilities Maintenance and Housekeeping and self-insured employee benefits.
- *Fiduciary Funds.* Fiduciary funds are used to account for resources held for the benefit of individuals or entities external to the County. The County's fiduciary responsibilities are summarized and reported by type: pension trust fund, private-purpose trust funds, and agency funds. These assets are restricted as to purpose and use or are being held by the County on behalf of others and do not represent discretionary assets of the County. Therefore, these assets are not presented as a part of the government-wide financial statements.

Financial Analysis of the County as a Whole

As noted earlier, net assets may serve over time as a useful indicator of a government's financial position. The Statement of Activities is used to report changes in net assets resulting from operations of the fiscal year just ended.

Net Assets

On a government-wide basis, the County's net assets were approximately \$115.5 million at fiscal year end, a decrease of \$2.47 million over the previous year, as shown in the table on the following page.

BOONE COUNTY, MISSOURI

Management's Discussion And Analysis (*Continued*)

Boone County, Missouri Schedule of Net Assets As of December 31,

| | 2009 | 2008 |
|--|-----------------------|---------------------|
| | Governmental | Governmental |
| | Activities | Activities |
| Assets: | | |
| Current and other assets | \$ 40,240,931 | 40,846,941 |
| Capital assets, net | 88,424,088 | 91,189,007 |
| Total assets | <u>128,665,019</u> | <u>132,035,948</u> |
| Liabilities: | | |
| Long-term debt outstanding | 8,590,015 | 8,849,753 |
| Other Liabilities | 4,619,233 | 5,258,782 |
| Total liabilities | <u>13,209,248</u> | <u>14,108,535</u> |
| Net Assets: | | |
| Invested in capital assets, net of related debt | 83,875,914 | 86,300,817 |
| Restricted | 23,366,471 | 20,988,696 |
| Unrestricted | 8,213,386 | 10,637,900 |
| Total net assets | <u>\$ 115,455,771</u> | <u>117,927,413</u> |

The largest portion of the County's net assets, or approximately 73%, reflects its investment of nearly \$84 million in capital assets, less any related outstanding debt used to acquire these assets. The County uses these capital assets to provide services to citizens; consequently, these assets are not available for future spending. Although the County's investment in capital assets is reported net of related debt, it should be noted that the resources needed to repay this debt must be provided from other sources since the capital assets themselves cannot be liquidated for the liabilities.

Included in the County's total net assets is \$23.4 million which represents resources that are subject to external restrictions, including statutory restrictions. Restricted net assets increased by \$2.4 million compared to the previous year; this increase is primarily due to increases in net assets in the County's various statutory special revenue funds, debt service funds, and capital project funds. The remaining net assets of \$8.2 million are unrestricted and may be used to meet the government's obligations to citizens and creditors. Unrestricted net assets decreased by \$2.4 million from the prior year.

Taken as whole, the government's net assets decreased by \$2.47 during the fiscal year just ended. This compares to a decrease of \$551,000 for the previous fiscal year. A discussion and analysis of the various factors resulting in this decrease are presented in the following section.

BOONE COUNTY, MISSOURI

Management's Discussion And Analysis (*Continued*)

Governmental Activities

The schedule on the following page shows the revenues and expenses for the County's activities for the current fiscal year as compared to the previous fiscal year.

Boone County, Missouri Schedule of Changes in Net Assets For the Fiscal Years Ended December 31,

| | 2009 Governmental Activities | 2008 Governmental Activities |
|---|------------------------------------|------------------------------------|
| Revenues: | | |
| Program revenues: | | |
| Charges for services | \$ 6,054,896 | 5,988,599 |
| Operating Grants and Contributions | 4,713,632 | 4,190,088 |
| Capital Grants and Contributions | - | 798,921 |
| General revenues: | | |
| Property Taxes | 4,227,381 | 4,182,556 |
| Sales Taxes | 28,967,457 | 30,948,772 |
| Franchise and other taxes | 283,856 | 204,337 |
| Investment income | 221,272 | 1,024,891 |
| Hospital lease revenue | 1,632,323 | 1,630,692 |
| Gain on sale of capital assets | 50,407 | 191 |
| Other | 471,486 | 469,744 |
| Total revenues | <u>46,622,710</u> | <u>49,438,791</u> |
| Expenses: | | |
| Policy and administration | 7,302,080 | 8,696,371 |
| Law enforcement and judicial | 18,630,308 | 18,501,921 |
| Environment, public buildings and infrastructure | 20,497,171 | 20,064,282 |
| Community health and public services | 1,219,320 | 1,219,204 |
| Economic vitality | 66,000 | 66,000 |
| Beautification and recreation | 58,877 | 56,485 |
| Protective inspection | 1,041,387 | 1,123,218 |
| Interest and fiscal charges | 279,209 | 262,562 |
| Total expenses | <u>49,094,352</u> | <u>49,990,043</u> |
| Change in net assets | (2,471,642) | (551,252) |
| Net assets, beginning of year | 117,927,413 | 118,478,665 |
| Net assets, end of year | <u>\$ 115,455,771</u> | <u>117,927,413</u> |

BOONE COUNTY, MISSOURI

Management's Discussion And Analysis (*Continued*)

The County's total revenue on a government-wide basis was \$46.6 million, a decrease of \$2.8 million over the previous fiscal year. The decrease is primarily due to reductions in investment income and sales tax revenue. Taxes (all sources combined) comprise approximately 72% of total revenue, with sales tax as the largest single source, accounting for more than 62% of all County revenue. Sales tax revenue is a primary source of operating revenue to the General Fund and the Road and Bridge Fund; however, it is the sole revenue source (other than investment income) to the Law Enforcement Services Fund and the One-Fifth Cent Capital Improvement Fund. The three-year one-fifth cent sales tax for capital improvements expired September 31, 2009. Actual sales tax revenue fell below budget estimates, with actual sales tax growth of negative 2.76% compared to budgetary growth estimates of 0%. Charges for services account for approximately 13% of total revenue; grants and other support account for approximately 10% of total revenue. The remaining 5% of County revenues are derived from hospital lease revenue, investment income, gains on sale of capital assets, and other revenue.

The total cost of all programs and services was \$49.1 million, a decrease of approximately \$896,000 over the previous year. The County's expenses cover a broad range of services typically provided by county government. Environment, Public Buildings, and Infrastructure (primarily road and bridge activities) accounts for 42% of total expense followed by Law Enforcement and Judicial which accounts for 38% of total expenses and Policy and Administration which accounts for 15% of total expenses. These areas also account for the largest burden on general tax revenues in the amount of \$18.6 million, \$14.2 million, and \$3.2 million, respectively.

As previously noted, governmental activities decreased the County's net assets by approximately \$2.47 million compared to a decrease of \$551,000 the previous year. The decrease is attributable to declining revenues, particularly sales tax revenue and investment revenue.

Financial Analysis of the County's Funds

As previously mentioned, the purpose and focus of the County's governmental funds is significantly different than that of the government-wide financial statements. A discussion and analysis of the County's three types of fund financial statements (governmental funds, proprietary funds, and fiduciary funds) is presented below.

General Fund and Other Governmental Funds

The focus of the County's governmental funds is to provide information on the inflows, outflows, and balances of resources that are available for spending as well as to demonstrate compliance with statutory and other legal requirements. As a result, the fund financial statements reflect a *current financial resources* focus rather than a focus on *total economic resources*, which is used in the government-wide financial statements.

Given the focus of the fund financial statements, an unreserved fund balance may serve as a useful measure of a government's net resources available for funding future services.

BOONE COUNTY, MISSOURI

Management's Discussion And Analysis (*Continued*)

At the end of the current fiscal year, the unreserved fund balance of the General Fund was \$6.7 million. As a measure of the General Fund's liquidity, it may be useful to compare this amount to total fund expenditures, for a ratio of 30%. A portion of the unreserved fund balance, approximately \$2.1 million, was appropriated in the Fiscal Year 2010 budget. The total fund balance in the County's General Fund decreased by approximately \$42,000 or by 1%. The decrease in the current fiscal year's fund balance is primarily due to declining revenues, particularly sales tax and investment revenue.

The total fund balance in the Road and Bridge Fund decreased by approximately \$682,000, or 8%, this decrease is primarily due to declining sales tax revenues and CART revenues. CART (County Aid Road Trust) funds are derived from state fuel taxes and are distributed to cities and counties according to a constitutional formula. Of the total fund balance, the unreserved and undesignated portion was \$5.7 million. A significant portion of this balance, approximately \$3.1 million, was appropriated in the 2010 budget. The Road and Bridge Fund provides financing for routine road maintenance activities, distributions to local cities and a special road district, as well as road improvements.

The fund balance in the Law Enforcement Services Fund decreased by approximately \$87,000 or 3%. This decrease is primarily due to declining sales tax revenues.

The One-Fifth Cent Sales Tax Capital Improvement Fund was established in FY 2006 to account for the additional three-year sales tax approved by voters for various capital improvement projects. The resources of this fund are used to finance several capital improvement projects. The largest project, the Courthouse expansion project, was completed in 2009. The reduction in fund balance in this fund (from \$2.2 million to \$658,000) is the result of spending in accordance with the approved capital projects.

Fund balances in the County's non major governmental funds, all combined, increased by approximately \$990,000 or 14%. The increase is primarily due to the transfer of funds from the One-Fifth Cent Capital Improvement Fund to a debt service to be used to retire capital-related debt, in accordance with voter approval. In addition, funds were transferred from the General Fund to provide a portion of the funding for a shared facility to be used for Sheriff's activities and election equipment storage. The construction expenses for this facility will be incurred in 2010.

Proprietary Funds

The County's proprietary funds provide the same type of information found in the government-wide financial statements, but in more detail.

BOONE COUNTY, MISSOURI

Management's Discussion And Analysis (*Continued*)

As previously noted, the County does not operate enterprise funds; however it does operate several internal service funds. At the end of the fiscal year, total unrestricted net assets of \$4.8 million for the County's various internal service funds were comprised of the following:

Fiduciary Funds

The County maintains a fiduciary fund for the assets of the pension trust fund for Boone County Matching Pension Plan for county employees. At the end of the current fiscal year, the net assets of the pension fund totaled more than \$1.67 million, representing an increase of approximately \$452,000, or 37%, in total net assets from the previous year. The increase is due to employer contributions and investment income exceeding benefit disbursements.

The County is trustee for three private-purpose trust funds. At the end of the current fiscal year, net assets of the trust funds totaled approximately \$119,000 representing a decrease of slightly more than \$3,300 in net assets from the previous year. The change is due to expenses exceeding investment income.

The County is the custodian of numerous agency funds. The most common use of agency funds is to account for pass-through activity associated with property tax collection and distribution; however, the County administers numerous agency funds for various other purposes such as pass-through criminal costs, inmate funds, and unclaimed fees. Since, by definition, all assets of the agency funds are held for the benefit of other entities (i.e., all assets represent liabilities to the fund), there are no net assets. At the end of the current fiscal year, the combined gross assets of the agency funds totaled over \$140 million.

BOONE COUNTY, MISSOURI

Management's Discussion And Analysis (*Continued*)

General Fund Budgetary Highlights

The final budget for the County's General Fund represents the original budget plus any supplemental appropriations approved during the year, combined with transfers of budgeted funds between departments and accounts. Prior year encumbrances are accounted for as a reservation of fund balance and are not added to the subsequent year's budget. Supplemental appropriations to the General Fund for the year totaled approximately \$171,000 and represent budgetary increases associated with various grants and contracts received during the year. As previously noted, actual revenues for investment income and sales tax fell short of budgetary estimates for the year; overall, revenues had a negative budget variance of 3.6%. Actual spending was less than budgeted, representing 91% of budget. Appropriate adjustments, if needed, were implemented in the Fiscal Year 2010 budget process, depending on the causal factors of these variances. However, actual spending in the General Fund is consistently less than budget due to the unspent emergency appropriations and miscellaneous savings across a variety of departments and accounts.

Capital Assets and Debt Administration

Capital Assets

At the close of the fiscal year, the County's investment in a broad range of capital assets, including infrastructure assets (net of accumulated depreciation) exceeded \$88 million. This amount represents a net decrease of approximately \$2.76 million or 3%, over last year. Detailed information is provided in the schedule on the following page.

| | 2009 | 2008 |
|---|---------------------------|------------------------|
| | Governmental | Governmental |
| | Activities | Activities |
| | <hr/> | <hr/> |
| Land | \$ 6,656,080 | 6,656,080 |
| Land-Infrastructure | 10,423,277 | 10,383,805 |
| Construction in progress | 883,067 | 8,109,172 |
| Construction in progress-Infrastructure | 1,363,313 | 534,020 |
| Works of art | 120,228 | 120,228 |
| Buildings and improvements | 35,994,864 | 27,996,698 |
| Vehicles and equipment | 4,803,735 | 5,043,314 |
| Office furniture and equipment | 576,354 | 740,410 |
| Infrastructure | <hr/> 27,603,170 | <hr/> 31,605,280 |
| Total capital assets | <hr/> <hr/> \$ 88,424,088 | <hr/> <hr/> 91,189,007 |

This year's major capital asset additions included construction in progress (facility construction projects, parking lot improvements, and roadway infrastructure projects) and routine replacement of vehicles, machinery, and equipment.

BOONE COUNTY, MISSOURI

Management's Discussion And Analysis (*Continued*)

For government-wide financial presentation, all depreciable capital assets were depreciated from acquisition date to the end of the current fiscal year. Fund financial statements, however, reflect capital asset purchases as expenditures and ignore depreciation. Depreciation expense of \$9.76 million was recognized in the government-wide financial statements for fiscal year 2009; this compares to \$7.8 million for the previous year.

Capital asset retirements and disposals in the current year totaled approximately \$199,000 (net of accumulated depreciation) and consisted primarily of vehicles, office furniture, and equipment.

Additional information on Boone County's capital assets can be found in Note 7 on page 46 of this report.

Long-term Debt

The schedule on the following page summarizes the changes in net outstanding debt. As previously noted, the County does not report business type activities; accordingly, all debt is attributable to governmental activities.

Boone County, Missouri
Schedule of Changes in Net Outstanding Debt
December 31,

| | Fiscal Year | Fiscal Year |
|--------------------------------|---------------------------------|------------------------------|
| | 2009 | 2008 |
| | <hr/> | <hr/> |
| Governmental Activities | | |
| General Obligation Debt | \$ 1,997,000 | 2,101,000 |
| Special Obligation Debt | 5,455,000 | 5,795,000 |
| Unamortized premiums | 49,637 | 55,476 |
| Accrued compensated absences | 974,939 | 849,922 |
| Total | <hr/> \$ 8,476,576 <hr/> | <hr/> 8,801,398 <hr/> |

At the end of the current fiscal year, the County had long-term liabilities for governmental activities in the amount of \$8.47 million compared to \$8.8 million from the previous year. Of this amount, approximately \$2.0 million are general obligation bonds issued for the Neighborhood Improvement District program and are being retired through special assessments; \$5.455 million are special obligation bonds being retired through a combination of general fund appropriations and lease rental revenue; approximately \$50,000 is the result of unamortized premiums; and, approximately \$975,000 is associated with accrued compensated absences. Additional information on Boone County's long-term debt can be found in Note 8 on page 47 of this report.

BOONE COUNTY, MISSOURI

Management's Discussion And Analysis (*Continued*)

Economic Outlook

The unemployment rate for Boone County remains significantly lower than the state and national averages, although the rate has increased as a result of the economic recession. Local population growth is stable and continues at a pace faster than the state as a whole. Assessed valuation reflects flat growth; however, the property tax revenue is a very small percentage of the County's overall revenues. Local sales tax is the single most important revenue source to the County and its growth rate declined significantly in 2007 and then became negative in 2008 (-1.36%) and 2009 (-2.76%). The 2008 negative annual growth rate was the first-ever negative growth rate for the County. Sales tax revenue is inherently volatile, responding very quickly to changing economic conditions, particularly consumer spending. Since sales tax revenue is a significant revenue source to the County, the County is at risk in the event of a decline in this revenue source. The current economic environment has resulted in a sudden and significant decline in taxable sales, which is reflected in Table No. 5, *Taxable Sales by Category (Last Ten Years)*. This, combined with declining building permit revenue, investment income, and real estate recording fees as well as lagging state reimbursement revenues will present significant budget challenges in the foreseeable future.

Requests for Information

This financial report is designed to provide a general overview of the finances of Boone County, Missouri, for all those with an interest in the government's finances. Questions concerning any of the information provided in this report or requests for additional financial information should be directed to the office of Boone County Auditor, Roger B. Wilson Government Center, 801 E. Walnut, Room 205, Columbia, MO 65201.

Basic Financial Statements

BOONE COUNTY, MISSOURI

STATEMENT OF NET ASSETS December 31, 2009

| | Primary Government | Component Unit |
|---|----------------------------|-------------------------------------|
| | Governmental Activities | Boone Hospital Board of Trustees |
| ASSETS | | |
| Cash and cash equivalents | \$ 11,561,554 | 5,216,958 |
| Investments | 18,871,293 | 79,992,364 |
| Accrued interest | 165,321 | 852,740 |
| Accounts receivable | 361,836 | 6,428,984 |
| Commissions receivable | 370,847 | — |
| Property taxes receivable, net | 808,029 | — |
| Assessments receivable | 180,613 | — |
| Sales taxes receivable | 4,906,844 | — |
| Due from other governments | 466,347 | — |
| Advance to external parties | 2,850 | — |
| Due from others | 43 | — |
| Loans receivable | 558 | — |
| Deferred charges | 144,821 | — |
| Prepaid items | 7,356 | 5,917 |
| Other assets | — | 110,065 |
| Restricted assets: | | |
| Cash and cash equivalents | 2,187,619 | 4,945,824 |
| Investments | 205,000 | 75,682,335 |
| Capital assets, net: | | |
| Nondepreciable | 19,445,965 | 19,214,801 |
| Depreciable | 68,978,123 | 72,307,840 |
| Total assets | 128,665,019 | 264,757,828 |
| LIABILITIES | | |
| Accounts payable | 2,303,188 | 1,801,802 |
| Short-term notes payable | 550,000 | — |
| Wages payable | 554,290 | — |
| Accrued liabilities | 71,864 | 300,773 |
| Due to other governments | 434 | — |
| Due to others | 39,603 | — |
| Estimated liability for claims incurred but not paid | 503,816 | — |
| Unearned revenue | 476,035 | — |
| Interest payable | 120,003 | 2,609,958 |
| Long-term liabilities: | | |
| Due within one year | 1,318,839 | 3,735,000 |
| Due within more than one year | 7,157,737 | 116,860,000 |
| Other post employment benefits | 113,439 | — |
| Total liabilities | 13,209,248 | 125,307,533 |
| NET ASSETS | | |
| Invested in capital assets, net of related debt | 83,875,914 | 39,735,006 |
| Restricted for: | | |
| Debt service | 3,378,807 | 11,113,944 |
| Capital projects | 5,802,008 | — |
| Roads and Bridge Infrastructure | 8,398,792 | — |
| Law Enforcement Services | 1,422,687 | — |
| Other statutory restrictions | 4,364,177 | — |
| Expendable donor restrictions | — | 1,628,985 |
| Nonexpendable donor restrictions | — | 706,850 |
| Unrestricted | 8,213,386 | 86,265,510 |
| Total net assets | \$ 115,455,771 | 139,450,295 |

BOONE COUNTY, MISSOURI

**STATEMENT OF ACTIVITIES
For The Year Ended December 31, 2009**

| Function/Programs | Expenses | Program Revenues | | | Net (Expense) Revenue and Changes in Net Assets | |
|---|----------------------|-------------------------|--|--|--|---|
| | | Charges for Services | Operating Grants and Contributions | Capital Grants and Contributions | Primary Government Governmental Activities | Component Unit Boone Hospital Board of Trustees |
| PRIMARY GOVERNMENT | | | | | | |
| GOVERNMENTAL ACTIVITIES: | | | | | | |
| Policy and administration | \$ 7,302,080 | 3,826,596 | 293,082 | — | (3,182,402) | — |
| Law enforcement and judicial | 18,630,308 | 1,955,473 | 2,505,657 | — | (14,169,178) | — |
| Environment, public buildings, and infrastructure | 20,497,171 | 76,031 | 1,838,137 | — | (18,583,003) | — |
| Community health and public services | 1,219,320 | 39,991 | 16,398 | — | (1,162,931) | — |
| Economic vitality | 66,000 | — | — | — | (66,000) | — |
| Beautification and recreation | 58,877 | — | — | — | 1,481 | — |
| Protective inspection | 1,041,387 | 156,805 | 60,358 | — | (884,582) | — |
| Interest and fiscal charges | 279,209 | — | — | — | (279,209) | — |
| Total primary government | <u>49,094,352</u> | <u>6,054,896</u> | <u>4,713,632</u> | <u>—</u> | <u>(38,325,824)</u> | <u>—</u> |
| COMPONENT UNIT: | | | | | | |
| Boone Hospital Board of Trustees | \$ <u>10,685,277</u> | <u>17,251,483</u> | <u>1,232,617</u> | <u>—</u> | | <u>7,798,823</u> |
| GENERAL REVENUES: | | | | | | |
| Property taxes | | | | \$ 4,227,381 | | 80,651 |
| Sales taxes | | | | 28,967,457 | | — |
| Franchise and other taxes | | | | 283,856 | | — |
| Investment revenue | | | | 221,272 | | 2,624,135 |
| Hospital lease revenue | | | | 1,632,323 | | — |
| Gain on sale of capital assets | | | | 50,407 | | — |
| Miscellaneous | | | | 471,486 | | 682 |
| Total general revenues | | | | <u>35,854,182</u> | | <u>2,705,468</u> |
| Change in net assets | | | | (2,471,642) | | 10,504,291 |
| NET ASSETS -- beginning of year | | | | 117,927,413 | | 128,946,004 |
| NET ASSETS -- end of year | | | | \$ <u>115,455,771</u> | | <u>139,450,295</u> |

BOONE COUNTY, MISSOURI

BALANCE SHEET - GOVERNMENTAL FUNDS December 31, 2009

| | Major Funds | | | | | Nonmajor Governmental Funds | Total Governmental Funds |
|--|---------------------|-----------------------|-------------------------------------|--|---|-----------------------------------|--------------------------------|
| | General Fund | Road & Bridge Fund | Law Enforcement Services Fund | Government Center Capital Improvement Fund | One-Fifth Cent Sales Tax Capital Improvement Fund | | |
| ASSETS | | | | | | | |
| Cash and cash equivalents | \$ 1,367,235 | 6,015,718 | — | 3,458,971 | 582,416 | 137,214 | 11,561,554 |
| Investments | 2,987,586 | 797,584 | 971,578 | — | 1,057,603 | 7,737,245 | 13,551,596 |
| Accrued interest | 103,666 | 18,846 | 2,589 | 7,851 | 8,586 | 10,693 | 152,231 |
| Accounts receivable | 237,092 | 3,646 | 65 | — | — | 108,794 | 349,597 |
| Commissions receivable | 163,921 | 1,218 | — | — | — | 205,708 | 370,847 |
| Property taxes receivable | 593,603 | 251,879 | — | — | — | — | 845,482 |
| Assessments receivable | — | — | — | — | — | 180,613 | 180,613 |
| Sales taxes receivable | 2,176,822 | 2,175,069 | 543,718 | — | 11,235 | — | 4,906,844 |
| Loans receivable from other funds | 250,199 | — | — | — | — | — | 250,199 |
| Due from other funds | 670,791 | 6,741 | 619 | — | — | 4,091 | 682,242 |
| Due from other governments | 212,846 | 206,395 | — | — | — | 47,106 | 466,347 |
| Advance to other funds | 37,576 | — | — | — | — | — | 37,576 |
| Loans receivable | 558 | — | — | — | — | — | 558 |
| Prepaid items | 5,165 | — | — | — | — | 2,191 | 7,356 |
| Restricted assets: | | | | | | | |
| Cash and cash equivalents | 317,012 | — | — | 906,826 | — | 963,781 | 2,187,619 |
| Total assets | 9,124,072 | 9,477,096 | 1,518,569 | 4,373,648 | 1,659,840 | 9,397,436 | 35,550,661 |
| LIABILITIES AND FUND BALANCES | | | | | | | |
| Liabilities: | | | | | | | |
| Accounts payable | 730,719 | 935,244 | 51,866 | 23,232 | 332,202 | 158,140 | 2,231,403 |
| Short-term notes payable | — | — | — | — | — | 550,000 | 550,000 |
| Wages payable | 353,202 | 118,259 | 40,587 | — | — | 27,632 | 539,680 |
| Accrued liabilities | 54,350 | 10,180 | 3,387 | — | — | 2,479 | 70,396 |
| Due to other funds | 4,710 | — | 42 | — | 670,000 | 749 | 675,501 |
| Due to other governments | 434 | — | — | — | — | — | 434 |
| Due to others | 34,707 | 4,000 | — | — | — | 896 | 39,603 |
| Advance from other funds | — | — | — | — | — | 34,726 | 34,726 |
| Deferred revenue | 551,515 | 47,674 | — | — | — | 198,464 | 797,653 |
| Loans payable to other funds | — | — | — | — | — | 250,199 | 250,199 |
| Total liabilities | 1,729,637 | 1,115,357 | 95,882 | 23,232 | 1,002,202 | 1,223,285 | 5,189,595 |
| Fund balances: | | | | | | | |
| Reserved for: | | | | | | | |
| Loan receivable | 250,757 | — | — | — | — | — | 250,757 |
| Prepaid items | 5,165 | — | — | — | — | 2,191 | 7,356 |
| Reserved for NID projects | — | — | — | — | — | 239,268 | 239,268 |
| Debt service | 316,872 | — | — | — | — | 2,912,738 | 3,229,610 |
| Capital projects | — | — | — | 906,826 | 657,638 | — | 1,564,464 |
| Security deposits | 140 | — | — | — | — | — | 140 |
| Encumbrances | 71,508 | 1,622,614 | 14,411 | — | — | 909,572 | 2,618,105 |
| Unreserved | | | | | | | |
| Designated for capital improvements | — | 1,039,400 | 250,000 | — | — | — | 1,289,400 |
| Designated for out-of-county housing | — | — | 629,000 | — | — | — | 629,000 |
| Undesignated, reported in: | | | | | | | |
| General fund | 6,749,993 | — | — | — | — | — | 6,749,993 |
| Special revenue funds | — | 5,699,725 | 529,276 | — | — | 3,320,068 | 9,549,069 |
| Capital project funds | — | — | — | 3,443,590 | — | 790,314 | 4,233,904 |
| Total fund balances | 7,394,435 | 8,361,739 | 1,422,687 | 4,350,416 | 657,638 | 8,174,151 | 30,361,066 |
| Total liabilities and fund balances | \$ 9,124,072 | 9,477,096 | 1,518,569 | 4,373,648 | 1,659,840 | 9,397,436 | 35,550,661 |

BOONE COUNTY, MISSOURI

**RECONCILIATION OF THE BALANCE SHEET OF GOVERNMENTAL
FUNDS TO THE STATEMENT OF NET ASSETS
December 31, 2009**

Total fund balance-- total governmental funds \$ 30,361,066

Amounts reported for governmental activities in the statement of net assets are different because:

Capital assets used in governmental activities (excluding internal service fund capital assets) are not financial resources and, therefore, are not reported in the fund financial statements. 88,198,010

Some of the County's property taxes and special assessments will be collected after the 60-day availability period and are deferred in the fund financial statements. However, revenue for this amount is recognized in the government-wide financial statements, net of allowance for uncollectible amounts. 284,165

Internal service funds are used by management to charge the cost of building and custodial maintenance and self-insurance to the individual governmental funds, generally on a cost-reimbursement basis. The assets and liabilities of the internal service funds are included in governmental activities in the statement of net assets. 5,047,258

Long-term liabilities applicable to the County's governmental activities (excluding internal service fund accrued compensated absences) are not due and payable in the current period and, accordingly, are not reported as liabilities within the fund financial statements. Interest on long-term debt is not accrued in governmental funds, but rather is recognized as an expenditure when due. All liabilities -- both current and long-term -- are reported on the government-wide statement of net assets. Discounts, premiums, bond issuance costs are reported in the governmental fund financial statements when the debt was issued, whereas these amounts are deferred and amortized over the life of the debt as an adjustment to interest expense on the government-wide financial statements.

Balances as of December 31, 2009 are:

| | |
|------------------------------------|------------------|
| Accrued interest on long-term debt | (120,003) |
| Bonds payable | (7,452,000) |
| Unamortized premiums | (49,637) |
| Unamortized bond issuance costs | 144,821 |
| Accrued compensated absences | <u>(957,909)</u> |

Total net assets -- governmental activities -- statement of net assets \$ 115,455,771

BOONE COUNTY, MISSOURI

STATEMENT OF REVENUES, EXPENDITURES AND CHANGES IN FUND BALANCES GOVERNMENTAL FUNDS For The Year Ended December 31, 2009

Major Funds

| | | General Fund | Road & Bridge Fund | Law Enforcement Services Fund | Government Center Capital Improvement Fund | One-Fifth Cent Sales Tax Capital Improvement Fund | Nonmajor Governmental Funds | Total Governmental Funds |
|---|----|-------------------|-----------------------|-------------------------------------|--|---|-----------------------------------|--------------------------------|
| REVENUES | | | | | | | | |
| Property taxes | \$ | 2,980,220 | 1,232,417 | — | — | — | — | 4,212,637 |
| Assessments | | — | — | — | — | — | 182,385 | 182,385 |
| Sales taxes | | 11,144,410 | 11,478,664 | 2,782,843 | — | 3,313,986 | 247,554 | 28,967,457 |
| Other taxes | | 157,199 | — | — | — | — | — | 157,199 |
| Licenses and permits | | 282,690 | 10,897 | — | — | — | 58,702 | 352,289 |
| Intergovernmental | | 2,227,679 | 1,916,727 | — | — | — | 888,583 | 5,032,989 |
| Charges for services | | 3,524,950 | 28,295 | — | — | — | 1,548,588 | 5,101,833 |
| Fines and forfeitures | | 16,696 | — | — | — | — | 27,747 | 44,443 |
| Investment income | | 71,345 | 51,892 | 6,467 | 14,876 | 18,769 | 26,712 | 190,061 |
| Interfund services provided | | 218,703 | 31,849 | — | — | — | — | 250,552 |
| Miscellaneous: | | | | | | | | |
| Hospital lease revenue | | 1,632,323 | — | — | — | — | — | 1,632,323 |
| Contributions | | — | — | — | — | — | 18,768 | 18,768 |
| Other | | 442,079 | 4,747 | 3,281 | — | 44 | 56,738 | 506,889 |
| Total revenues | | 22,698,294 | 14,755,488 | 2,792,591 | 14,876 | 3,332,799 | 3,055,777 | 46,649,825 |
| EXPENDITURES | | | | | | | | |
| Current: | | | | | | | | |
| Policy and administration | | 5,542,924 | — | — | — | — | 1,098,400 | 6,641,324 |
| Law enforcement and judicial | | 14,319,861 | — | 2,542,622 | — | — | 1,011,252 | 17,873,735 |
| Environment, public buildings, and infrastructure | | 50,834 | 14,702,352 | — | — | — | 1,653,520 | 16,406,706 |
| Community health and public services | | 1,134,673 | — | — | — | — | 32,711 | 1,167,384 |
| Economic vitality | | 66,000 | — | — | — | — | — | 66,000 |
| Beautification and recreation | | 58,877 | — | — | — | — | — | 58,877 |
| Protective inspection | | 1,021,169 | — | — | — | — | — | 1,021,169 |
| Interfund services used | | 31,849 | 150,000 | — | — | — | 68,703 | 250,552 |
| Capital outlay | | 152,668 | 733,005 | 376,323 | 117,072 | 1,148,490 | 529,040 | 3,056,598 |
| Debt service: | | | | | | | | |
| Principal retirement | | 290,000 | — | — | — | — | 154,000 | 444,000 |
| Interest and fiscal charges | | 126,090 | — | — | — | — | 157,700 | 283,790 |
| Total expenditures | | 22,794,945 | 15,585,357 | 2,918,945 | 117,072 | 1,148,490 | 4,705,326 | 47,270,135 |
| REVENUES OVER (UNDER) EXPENDITURES | | (96,651) | (829,869) | (126,354) | (102,196) | 2,184,309 | (1,649,549) | (620,310) |
| OTHER FINANCING SOURCES (USES) | | | | | | | | |
| Transfers in | | 741,090 | — | — | 1,078,600 | — | 2,916,730 | 4,736,420 |
| Transfers out | | (698,900) | — | — | (44,478) | (3,716,375) | (276,667) | (4,736,420) |
| Insurance proceeds | | 7,690 | 20,931 | — | — | — | — | 28,621 |
| Sale of capital assets | | 4,883 | 127,267 | 39,825 | — | — | 21 | 171,996 |
| Total other financing sources (uses) | | 54,763 | 148,198 | 39,825 | 1,034,122 | (3,716,375) | 2,640,084 | 200,617 |
| NET CHANGE IN FUND BALANCES | | (41,888) | (681,671) | (86,529) | 931,926 | (1,532,066) | 990,535 | (419,693) |
| FUND BALANCES, beginning of year | | 7,436,323 | 9,043,410 | 1,509,216 | 3,418,490 | 2,189,704 | 7,183,616 | 30,780,759 |
| FUND BALANCES, end of year | \$ | <u>7,394,435</u> | <u>8,361,739</u> | <u>1,422,687</u> | <u>4,350,416</u> | <u>657,638</u> | <u>8,174,151</u> | <u>30,361,066</u> |

BOONE COUNTY, MISSOURI

RECONCILIATION OF THE STATEMENT OF REVENUES, EXPENDITURES, AND CHANGES IN FUND BALANCES TO THE STATEMENT OF ACTIVITIES For The Year Ended December 31, 2009

Net change in fund balances -- governmental funds-- statement of revenues, expenditures, and changes in fund balances \$ (419,693)

Amounts reported for governmental activities in the statement of net assets are different because:

Governmental funds report capital outlays as expenditures. However, in the statement of activities, the cost of those assets that meet the capitalization threshold is allocated over their estimated useful lives and recorded as depreciation expense. This is the amount by which such capital outlays (\$6,831,665) exceeded depreciation expense (\$9,575,706) in the current period. (2,744,041)

The net effect of various miscellaneous transactions involving capital assets (i.e., sales, trade-ins, contributed capital assets) is to increase net assets. (199,004)

Revenues in the statement of activities (net of allowance for uncollectible amounts) that do not provide current financial resources are not reported as revenues in the fund financial statements. This amount represents the extent to which revenues not providing current financial resources in the current fiscal year exceeded revenues not providing current financial resources in the prior fiscal year (which are recognized in the fund financial statements in the current year). (76,415)

Internal service funds are used by management to charge the cost of building and custodial maintenance and self-insurance to the individual governmental funds. The net income of internal service funds attributable to governmental activities is reported on the statement of activities. 662,525

Governmental funds report repayment of principal on bonds payable and capital leases as an expenditure. However, repayment of principal is not recognized as an expense in the statement of activities; instead, it reduces the liability in the statement of net assets.
Annual principal payments on bonds payable and capital leases 444,000

Under the modified accrual basis of accounting used in the governmental funds financial statements, expenditures are not recognized for transactions that are not normally paid with expendable available financial resources. In the statement of activities, however, which is presented on the accrual basis of accounting, expenses and liabilities are reported regardless of when financial resources are available. In addition, interest on long-term debt is not recognized under the modified accrual basis of accounting until due, rather than as it accrues.

This adjustment combines the net changes of the following:

| | | |
|---|-------------------|------------------|
| Accrued compensated absences | (125,317) | |
| Accrued interest on bonds | (1,258) | |
| Premiums on debt issuances, net of amortization | 5,839 | |
| Deferred bond issuance costs, net of amortization | (18,278) | |
| | <u> </u> | <u>(139,014)</u> |

Change in net assets -- governmental activities -- statement of activities \$ (2,471,642)

BOONE COUNTY, MISSOURI

STATEMENT OF NET ASSETS - PROPRIETARY FUNDS

December 31, 2009

| | <u>Governmental Activities-Internal Service Funds</u> |
|---|---|
| ASSETS | |
| Current assets: | |
| Investments | \$ 5,319,697 |
| Accrued interest | 13,090 |
| Accounts receivable | 12,239 |
| Due from others | 43 |
| Total current assets | <u>5,345,069</u> |
| Restricted assets: | |
| Investments | 205,000 |
| Noncurrent assets: | |
| Capital assets, net | 36,789 |
| Construction in progress | <u>189,289</u> |
| Total assets | <u>5,776,147</u> |
| LIABILITIES | |
| Current liabilities: | |
| Accounts payable | 71,785 |
| Wages payable | 14,610 |
| Compensated absences | 17,030 |
| Accrued liabilities | 1,468 |
| Estimated liability for claims incurred but not paid | 503,816 |
| Due to other funds | 6,741 |
| Long-term liabilities: | |
| Other post-employment benefit | <u>113,439</u> |
| Total liabilities | <u>728,889</u> |
| NET ASSETS | |
| Invested in capital assets | 226,078 |
| Restricted for workers' compensation expenses | 205,000 |
| Unrestricted | <u>4,616,180</u> |
| Total net assets | \$ <u><u>5,047,258</u></u> |

BOONE COUNTY, MISSOURI

**STATEMENT OF REVENUES, EXPENSES AND
CHANGES IN FUND NET ASSETS -
PROPRIETARY FUNDS**

For The Year Ended December 31, 2009

| | Governmental Activities-Internal Service Funds |
|---|--|
| OPERATING REVENUES | |
| Intergovernmental | \$ 5,642 |
| Charges for services | 4,693,039 |
| Miscellaneous | 30,158 |
| Total operating revenues | <u>4,728,839</u> |
| OPERATING EXPENSES | |
| Salaries and employee benefits | 564,316 |
| Supplies, services, and other charges | 776,076 |
| Claims expense | 2,236,201 |
| Professional services | 66,104 |
| Administrative fees | 386,345 |
| Other post-employment benefit expense | 65,084 |
| Depreciation | 11,163 |
| Total operating expenses | <u>4,105,289</u> |
| Operating income | <u>623,550</u> |
| NONOPERATING REVENUES (EXPENSES) | |
| Transfer in | 50,000 |
| Transfer out | (50,000) |
| Miscellaneous | 7,764 |
| Investment income | 31,211 |
| Total nonoperating revenues (expenses) | <u>38,975</u> |
| Change in net assets | 662,525 |
| Net assets, beginning of year | <u>4,384,733</u> |
| Net assets, end of year | <u>\$ 5,047,258</u> |

BOONE COUNTY, MISSOURI

**STATEMENT OF CASH FLOWS -
PROPRIETARY FUNDS
For The Year Ended December 31, 2009**

| | Governmental Activities—Internal Service Funds |
|--|--|
| CASH FLOWS FROM OPERATING ACTIVITIES | |
| Receipts from customers | \$ 4,717,016 |
| Other operating cash receipts | 1,325 |
| Payments to employees | (563,324) |
| Payments to suppliers for goods and services | (3,463,425) |
| Net cash provided by operating activities | <u>691,592</u> |
| CASH FLOWS FROM CAPITAL AND RELATED FINANCING ACTIVITIES | |
| Purchase of capital assets | (189,289) |
| Insurance proceeds | 7,764 |
| Net cash used in capital and related financing activities | <u>(181,525)</u> |
| CASH FLOWS FROM INVESTING ACTIVITIES | |
| Proceeds from sales and maturities of investments | 4,734,616 |
| Purchase of investments | (5,270,501) |
| Interest received | 25,818 |
| Net cash used in investing activities | <u>(510,067)</u> |
| Reconciliation of operating income to net cash provided by (used in) operating activities: | |
| Operating income | 623,550 |
| Depreciation | 11,163 |
| Change in assets and liabilities: | |
| Decrease (increase) in receivables | (10,498) |
| Increase (decrease) in accounts payable and estimated liability for claims incurred but not paid | 1,110 |
| Increase (decrease) in wages payable | 1,292 |
| Increase (decrease) in prepaid expenses | 134 |
| Increase (decrease) in accrued liabilities | 57 |
| Increase (decrease) in compensated absences | (300) |
| Increase (decrease) in other post-employment benefit | 65,084 |
| Net cash provided by operating activities | <u>691,592</u> |
| Noncash investing, capital, and financing activities: | |
| Net appreciation (depreciation) in value of investments reported at fair value (not classified as cash equivalents) | \$ <u>(32,482)</u> |

BOONE COUNTY, MISSOURI

**STATEMENT OF FIDUCIARY NET ASSETS
FIDUCIARY FUNDS
December 31, 2009**

| | <u>Pension Trust Fund</u> | <u>Private-Purpose Trust Funds</u> | <u>Agency Funds</u> |
|---|-------------------------------|--|-------------------------|
| ASSETS | | | |
| Cash and cash equivalents | \$ — | — | 13,750,025 |
| Investments: | | | |
| U.S. Government and agency securities | — | 119,137 | 103,873,625 |
| Money market mutual funds | 1,667,474 | — | — |
| Accrued interest | — | 289 | 76,232 |
| Accounts receivable | — | — | 3,877 |
| Property taxes receivable | — | — | 22,652,736 |
| Due from others | — | — | 157,837 |
| Total assets | <u>1,667,474</u> | <u>119,426</u> | <u>140,514,332</u> |
| LIABILITIES | | | |
| Accounts payable | — | — | 409,340 |
| Due to other political subdivisions | — | — | 140,102,142 |
| Advance from other funds | — | — | 2,850 |
| Total liabilities | <u>—</u> | <u>—</u> | <u>140,514,332</u> |
| NET ASSETS | | | |
| Held in trust for pension benefits and other purposes | <u>1,667,474</u> | <u>119,426</u> | <u>—</u> |
| Total net assets | <u>\$ 1,667,474</u> | <u>119,426</u> | <u>—</u> |

BOONE COUNTY, MISSOURI

**STATEMENT OF CHANGES IN FIDUCIARY NET ASSETS
FIDUCIARY FUNDS
For The Year Ended December 31, 2009**

| | <u>Pension Trust Fund</u> | <u>Private-Purpose Trust Funds</u> |
|---|-------------------------------|--|
| ADDITIONS | | |
| Contributions - employer | \$ 177,339 | — |
| Contributions - other | — | — |
| Investment income | <u>312,856</u> | <u>708</u> |
| Total additions | <u>490,195</u> | <u>708</u> |
| DEDUCTIONS | | |
| Benefits | 38,021 | — |
| Scholarships | — | 916 |
| Supplies, services and other charges | <u>—</u> | <u>3,099</u> |
| Total deductions | <u>38,021</u> | <u>4,015</u> |
| Change in net assets | 452,174 | (3,307) |
| NET ASSETS, beginning of year | <u>1,215,300</u> | <u>122,733</u> |
| NET ASSETS, end of year | <u>\$ <u>1,667,474</u></u> | <u>119,426</u> |

BOONE COUNTY, MISSOURI

NOTES TO BASIC FINANCIAL STATEMENTS

December 31, 2009

(1) Summary Of Significant Accounting Policies

Boone County, Missouri (the County) is a first-class County, effective January 1, 1991, governed by a County commission comprised of a northern district commissioner, southern district commissioner, and presiding commissioner. Elected officials are responsible for the operations of certain County offices, including the assessor, collector, treasurer, clerk, auditor, sheriff, public administrator, prosecuting attorney and recorder offices, and the circuit court with its various divisions.

The accounting policies and financial reporting practices of the County conform to U.S. generally accepted accounting principles (GAAP) applicable to governmental entities. The following is a summary of the more significant policies:

(a) *Reporting Entity*

The County's financial reporting entity has been determined in accordance with governmental standards for defining the reporting entity and identifying entities to be included in its basic financial statements. These standards identify the County's financial accountability for potential component units as the primary, but not only, criteria for inclusion. The County is financially accountable if it appoints a voting majority of a potential component unit governing body and is able to impose its will on that potential component unit, or there is a potential for the potential component unit to provide specific financial benefits to or impose specific financial burdens on the County. The County's financial reporting entity consists of Boone County, Missouri (the primary government) and its component unit.

Component Unit

The County has no blended component units. The component unit column in the government-wide financial statements presents the financial data of the County's discretely presented component unit discussed below.

The Board of Trustees of Boone Hospital Center (the Board of Trustees) is a five-member elected board operating under the provisions of Revised Missouri Statute 205.160, et seq. The Board of Trustees is charged with the operation of County hospital facilities in Boone County, Missouri. These facilities provide acute health care services to Boone County under the name of Boone Hospital Center.

Component units of the Board of Trustees include Boone Hospital Foundation and the Walter Johnson Palliative Care Foundation. The purpose of the Boone Hospital Foundation is to provide support and provision of care to, and in respect to, patients at Boone Hospital Center and its facilities. The purpose of the Walter Johnson Palliative Care Foundation is to provide support and provision of palliative care to patients and their families at Boone Hospital Center and its facilities.

BOONE COUNTY, MISSOURI

Notes To Basic Financial Statements (*Continued*)

Effective September 1, 1988, the Board of Trustees and Boone County entered into a lease agreement with CH Allied Services, Inc. (CHAS), a Missouri not-for-profit corporation, to lease the facilities and operate the services of Boone Hospital Center. The lease was amended and restated effective January 1, 2001. The Board of Trustees serve as lessor and shares in certain Hospital management responsibilities pursuant to the lease agreement. The lease agreement is explained in Note 9.

Complete financial statements for the discretely presented component unit can be obtained from its administrative office as follows:

Boone Hospital Center
1600 E. Broadway
Columbia, Missouri 65201

Related Organizations

The County Commissioners also are responsible for appointing the members of Boone County Group Homes and Family Support, the Board of Trustees of the Boone County Regional Sewer District, the Industrial Development Authority, the Boone County Library Board, and the Boone County Mental Health Board of Trustees. The County's accountability for these organizations does not extend beyond making the appointments. Thus, these organizations are not component units of the County, and accordingly, no financial data for these organizations are included in the County's basic financial statements.

(b) *Government-Wide And Fund Financial Statements*

The government-wide financial statements (i.e., the statement of net assets and the statement of activities) report information on all of the nonfiduciary activities of the County and its component unit. The effect of interfund activity has been removed from these statements. The County's nonfiduciary activities consist entirely of governmental activities, which normally are supported by taxes and intergovernmental revenues. The County has no business-type activities that rely to a significant extent on charges for services from external parties. Additionally, the County is reported separately from the legally separate component unit for which the County is financially accountable.

The statement of activities demonstrates the degree to which the direct expenses of a given function or segment are offset by program revenues. Direct expenses are those that are clearly identifiable with a specific function. Program revenues include (1) charges for services to customers or applicants who purchase, use, or directly benefit from goods, services, or privileges provided by a given function and (2) grants and contributions that are restricted to meeting the operational or capital requirements of a particular function. Taxes, unrestricted interest earnings, gains, and other miscellaneous revenues not properly included among program revenues are reported instead as general revenues.

BOONE COUNTY, MISSOURI

Notes To Basic Financial Statements (*Continued*)

Following the government-wide financial statements are separate financial statements for governmental funds, proprietary funds, and fiduciary funds. Fiduciary activities are excluded from the government-wide financial statements. Major individual governmental funds are reported as separate columns in the fund financial statements. All other governmental funds are reported in one column labeled "Nonmajor Governmental Funds." The total fund balances for all governmental funds is reconciled to total net assets for governmental activities as shown on the statement of net assets. The net change in fund balance for all governmental funds is reconciled to the total change in net assets as shown on the statement of activities in the government-wide statements. Additionally, the County has nine internal service funds (governmental activities): self-insured health plan, self-insured dental plan, self-insured workers' compensation, self-insured worker's compensation loss control, facilities and grounds, building and grounds capital repair and replacement fund, utilities fund, family health center capital repair and replacement, and health department capital repair and replacement. All internal service fund activity is combined into a single column on the proprietary fund statements since major fund reporting requirements do not apply to internal service funds.

The fund financial statements of the County are organized on the basis of funds, each of which is considered a separate accounting entity with self-balancing accounts that comprise its assets, liabilities, fund balances/net assets, revenues and expenditures, or expenses. Governmental resources are allocated to and accounted for in individual funds based upon the purposes for which they are to be spent and the means by which spending activities are controlled. The following funds are reported by the County:

Governmental Funds

Governmental funds are those through which most governmental functions are financed. The acquisition, uses, and balances of the County's expendable financial resources and the related liabilities (except those accounted for in proprietary funds) are accounted for through governmental funds. The measurement focus is upon determination of and changes in financial position rather than upon net income.

The following are the County's governmental major funds:

General Fund - The general fund is the general operating fund of the County. All general tax revenues and other receipts not allocated by law or contractual agreement to another fund are accounted for in this fund. This fund provides for general operating expenditures, fixed charges, and the capital improvement costs not paid through other funds.

Road And Bridge Fund - The road and bridge fund is a special revenue fund used to account for the operations of the public works department. Financing is primarily provided by a one-half cent sales tax, revenue from the State of Missouri, and property taxes.

BOONE COUNTY, MISSOURI

Notes To Basic Financial Statements (*Continued*)

Law Enforcement Services Fund - The law enforcement services fund is a special revenue fund financed by a one-eighth cent sales tax for law enforcement and judicial activities.

Government Center Capital Improvement Fund - The Government Center capital improvement fund is a capital projects fund that accounts for the resources used in planning, renovating, and expending the Government Center.

One-Fifth Cent Sales Tax Capital Improvement Fund - The one-fifth cent sales tax capital improvement fund is a capital projects fund financed by a one-fifth sales tax for capital improvements.

The other governmental funds of the County are considered nonmajor and are reported as nonmajor governmental funds within these financial statements. Nonmajor governmental funds include special revenue funds that account for the proceeds of specific revenue sources that are legally restricted, or restricted through local policy, to expenditures for specific purposes; debt service funds that account for the accumulation of resources for, and repayment of, general obligation long-term debt principal, interest, and related costs; and capital projects funds that account for financial resources used for the acquisition or construction of major capital facilities.

Proprietary Funds

Proprietary funds are used to account for activities that are similar to those found in the private sector. The measurement focus is on the determination of net income and capital maintenance.

BOONE COUNTY, MISSOURI

Notes To Basic Financial Statements (*Continued*)

The following are the County's proprietary funds:

Internal Service Funds - Internal service funds are used to account for the financing of goods or services provided by one department or agency to other departments or agencies of a government, or to other governments, on a cost-reimbursement basis. The following internal service funds have been established: self-insured health plan fund, self-insured dental plan fund, self-insured workers' compensation fund, self-insured worker's compensation loss control fund, facilities and grounds fund, building and grounds capital repair and replacement fund, utilities fund, family health center capital repair and replacement fund, and health department capital repair and replacement fund. The self-insured health plan fund accounts for operations of the self-insured health plan for County employees. The self-insured dental plan fund accounts for operations of the self-insured dental plan for County employees. The self-insured workers' compensation fund accounts for operations of the self-insured workers' compensation plan for County employees. The facilities and grounds fund accounts for the operations of the facilities maintenance and housekeeping departments. The buildings and grounds capital repair and replacement fund provides for the accumulation of resources to be used for major repairs and replacements for County-owned buildings. The utilities fund accounts for building utilities for the Government Center, the Johnson Building, the Courthouse, the County-owned space in the Centralia Clinic, and the building located at 607 East Ash.

In the government-wide and proprietary fund financial statements, the County applies all applicable Governmental Accounting Standards Board (GASB) pronouncements, as well as the following private-sector pronouncements issued on or before November 30, 1989, unless these pronouncements conflict with or contradict GASB pronouncements: Financial Accounting Standards Board (FASB) Statements and Interpretations, Accounting Principles Board (APB) Opinions, and Accounting Research Bulletins (ARBs) of the Committee on Accounting Procedure. The discretely presented component unit has elected to apply the provisions of all relevant pronouncements of the FASB, including those issued after November 30, 1989, that do not conflict with or contradict GASB pronouncements.

Fiduciary Funds

Fiduciary funds are used to account for assets held by the County in a trustee capacity or as an agent for individuals, private organizations, or other governmental units.

The following are the County's fiduciary funds:

Pension Trust Fund - The pension trust fund accounts for the plan net assets of the Boone County Matching Pension Plan, a defined contribution plan under Internal Revenue Code (IRC) Section 401(a). The pension trust fund is accounted for and reported similar to a proprietary fund.

BOONE COUNTY, MISSOURI

Notes To Basic Financial Statements (*Continued*)

Private Purpose Trust Funds - The private-purpose trust funds are used to account for all other trust arrangements under which principal and income benefit individuals, private organizations, or other governments. Private-purpose trust funds are accounted for and reported similar to a proprietary fund. Three private-purpose trust funds have been established: the George Spencer Trust Fund, which was established to award academic scholarships from the interest earned, the Union Cemetery Trust Fund, which was established to fund the maintenance of the Union Cemetery, and the Rocky Fork Cemetery Trust Fund, which was established to fund the maintenance of the Rocky Fork Cemetery.

Agency Funds - Agency funds are custodial in nature (assets equal liabilities) and do not involve the measurement of results of operations. The County maintains agency funds for special taxing districts, the Circuit Clerk, the Collector of Revenue, and for other miscellaneous purposes.

(c) ***Basis Of Accounting***

Basis of accounting refers to when revenues and expenditures or expenses are recognized in the accounts and reported in the basic financial statements. Basis of accounting relates to the timing of the measurements made, regardless of the measurement focus applied.

The government-wide financial statements are reported using the economic resources measurement focus and accrual basis of accounting, as are the financial statements of the proprietary fund, pension trust fund, private-purpose trust fund, and the discretely presented component unit. Revenues are recorded when earned and expenses are recorded when a liability is incurred, regardless of the timing of the related cash flows. Property taxes are recognized as revenues in the year for which they are levied. Grants and similar items are recognized as revenue as soon as all eligibility requirements have been met.

Proprietary funds distinguish operating revenues and expenses from nonoperating items. Operating expenses for the internal service funds consist of the cost of providing services to other County funds, and operating revenues consist of the charges to other County funds for these services. Investment income and gains or losses on disposals of capital items are considered nonoperating.

Governmental fund financial statements are reported using the current financial resources measurement focus and the modified accrual basis of accounting.

BOONE COUNTY, MISSOURI

Notes To Basic Financial Statements (*Continued*)

Under the modified accrual basis of accounting, revenues are recorded when both measurable and available. The term “available” is defined as collectible within the current period or soon enough thereafter to be used to pay the liabilities of the current period. For the County, available is defined as expected to be received within 60 days of fiscal year-end, except for government grants, which is within 270 days of fiscal year end. Expenditures generally are recorded when a liability is incurred, as under accrual accounting. However, debt service expenditures, as well as expenditures related to compensated absences and claims and judgments, are recorded only when payment is due (i.e. matured).

GASB Statement No. 33 groups nonexchange transactions into the following four classes, based upon their principal characteristics: derived tax revenues, imposed nonexchange revenues, government mandated nonexchange transactions and voluntary nonexchange transactions.

The County recognizes assets from derived tax revenue transactions (such as sales taxes) in the period when the underlying exchange transaction on which the tax is imposed occurs or when the assets are received, whichever occurs first. Revenues are recognized, net of estimated refunds and estimated uncollectible amounts, in the same period that the assets are recognized, provided that the underlying exchange transaction has occurred. Resources received in advance are reported as deferred revenues until the period of the exchange.

The County recognizes assets from imposed nonexchange revenue transactions (such as property taxes, licenses and permits, and fines and forfeitures) in the period when an enforceable legal claim to the assets arises or when the resources are received, whichever occurs first. Revenues are recognized in the period when the resources are required to be used or the first period that use is permitted. The County recognizes revenues from property taxes, net of refunds and estimated uncollectible amounts, in the period for which the taxes are levied.

Intergovernmental revenues, representing grants and assistance received from other governmental units, are generally recognized as revenues in the period when all eligibility requirements, as defined by GASB Statement No. 33, have been met. Any resources received before eligibility requirements are met are reported as deferred revenues.

Charges for services in the governmental funds, which are exchange transactions and are, therefore, not subject to the provisions of GASB Statement No. 33, are recognized as revenues when received in cash because they are generally not measurable until actually received.

When both restricted and unrestricted resources are available for use, it is the County’s policy to use restricted resources first and then unrestricted resources as they are needed.

BOONE COUNTY, MISSOURI

Notes To Basic Financial Statements (*Continued*)

For the pension trust funds, under the accrual basis of accounting, contributions are recognized in the period in which the contributions are due and benefits are recognized when they become due and payable.

(d) *Cash And Investments*

The County Treasurer maintains a cash and investment pool that is available for use by all funds except the pension trust fund. Within the financial statements, income from investments associated with one fund is not assigned to another fund for other than legal or contractual reasons. In addition, cash and investments are separately maintained by County court officials and third-party trustee and fiscal agents.

Investments are recorded at fair value. Fair values for investments are determined by closing market prices at year end.

(e) *Contributions – Component Unit*

Contributions receivable consisted of amounts receivable to the Boone Hospital Foundation, a discretely presented component unit of the Board of Trustees, and were temporarily restricted for the support of an intergenerational day care program. These contributions were refunded in 2009 as discussed in Note 14.

(f) *Inventories*

Purchases of materials and supplies in the governmental funds are charged to expenditures as incurred. Amounts of inventories are immaterial.

(g) *Capital Assets*

Primary Government

Capital assets, which include buildings, improvements, equipment, infrastructure assets (e.g., roads, drainage structures and similar items) and works of art, are reported in the governmental activities column in the government-wide financial statements, net of accumulated depreciation. Capital assets also are recorded in the proprietary fund financial statements. Capital assets are defined by the County as assets with an estimated useful life in excess of one year with an initial, individual cost of \$5,000 or more, infrastructure with a cost of \$50,000 or more, and all land and land improvements.

Purchased or constructed capital assets are reported at cost or estimated historical cost. Donated capital assets are recorded at their estimated fair market value at the date of donation. The costs of normal maintenance and repairs that do not add to the value of the asset or materially extend the assets' lives are not capitalized.

BOONE COUNTY, MISSOURI

Notes To Basic Financial Statements (*Continued*)

Depreciation, including depreciation recognized on assets acquired through government grants and other aid, is computed on the straight-line method over the estimated useful lives of the various classes of assets. The estimated useful lives of depreciable capital assets are as follows:

| | <u>Years</u> |
|----------------------------|--------------|
| Buildings and improvements | 5 to 50 |
| Vehicles and equipment | 4 to 7 |
| Furniture and fixtures | 3 to 4 |
| Infrastructure | 10 to 75 |

Component Unit

Capital assets include equipment, land and buildings which are valued at actual historical cost where available and at estimated historical cost where historical cost records are not available. Depreciation is computed using the straight-line method over the estimated useful life of the asset. Land is valued at actual historical cost or fair market value if received by donation. Interest costs are capitalized when incurred on debt where proceeds were used to finance construction of assets.

(h) *Restricted Assets*

Restricted assets, comprised of cash and cash equivalents and investments, represent those funds that are restricted as to use either at the time of receipt, by action of a governing body, or by legal requirement. At December 31, 2009, the County's restricted assets represent the proceeds of bond issuances restricted as to their use and the pledged security for the self-insured workers' compensation plan.

(i) *Reserved Fund Balance/Restricted Net Assets*

Primary Government

Reserved fund balance represents the portion of fund balance that is not available for subsequent year appropriation and is legally segregated for a specific future use. Restricted net assets represents the portion of net assets that are legally restricted by outside parties or by law through constitutional provisions or enabling legislation.

Component Unit

Restricted net assets of the Board of Trustees consist of bond proceeds, held in escrow, restricted by bond covenant to be used for future debt reduction.

Net assets restricted for expendable donor restrictions include donor-imposed restrictions, which limit the net assets use to a specified time period or purpose. Net assets restricted for nonexpendable donor restrictions include donor-imposed restrictions, which require the net assets to be maintained by the Board of Trustees in perpetuity.

BOONE COUNTY, MISSOURI

Notes To Basic Financial Statements (*Continued*)

(j) *Encumbrances*

Encumbrance accounting, under which purchase orders, contracts, and other commitments for the expenditure of funds are recorded in order to reserve that portion of the appropriation, is utilized in the governmental funds. Encumbrances are reported as reservations of fund balances because they do not constitute expenditures or liabilities for GAAP-basis financial statements. Encumbrances will remain in force and be liquidated under the current year's budget.

(k) *Amortization*

In government-wide financial statements, bond premiums are recorded as an addition to the debt obligation and bond issuance costs are recorded as a deferred charge. Such amounts are amortized using the interest method or bonds outstanding method over the term of the related revenue bonds.

In the fund financial statements, governmental funds recognize bond premiums, as well as bond issuance costs, during the current period. The face amount of debt issued is reported as other financing sources. Premiums received on debt issuances are reported as other financing sources. Issuance costs, whether or not withheld from the actual debt proceeds received, are reported as debt service expenditures.

(l) *Compensated Absences*

Under terms of the County's personnel policies, employees are granted vacation and sick leave in varying amounts. County employees are allowed to carry their total accrued vacation leave balance. However, in the event of termination, County employees are only paid for accrued vacation leave up to a maximum of two times their annual accrual of vacation leave. Employees are not paid for accumulated sick leave upon termination. The vacation earned by County employees, subject to the aforementioned maximum, has been recorded as a long-term liability in the government-wide financial statements. A liability for compensated absences is recorded within the fund financial statements only to the extent that this liability has matured. Compensated absences are typically liquidated from the general fund.

(m) *Interfund Transactions*

In the fund financial statements, the County has the following types of transactions amongst funds:

Transfers

Legally authorized transfers are reported when incurred as "transfers in" by the recipient fund and as "transfers out" by the disbursing fund.

BOONE COUNTY, MISSOURI

Notes To Basic Financial Statements (*Continued*)

Interfund Services Provided/Used

Charges for services rendered by one fund for another are recognized as revenues (interfund services provided) of the recipient fund and expenditures or expenses (interfund services used) of the disbursing fund. These transactions are recorded as interfund services because they would be treated as revenues and expenditures or expenses if they involved organizations external to the County.

(n) *Statement Of Cash Flows*

For the purpose of the statement of cash flows, cash and cash equivalents are defined as cash and all highly liquid investments (including restricted assets) with a maturity of three months or less at the date of purchase.

(o) *Use Of Estimates*

The preparation of basic financial statements in conformity with U.S. generally accepted accounting principles requires management to make estimates and assumptions that affect the reported amounts of assets and liabilities and disclosure of contingent assets and liabilities at the date of the basic financial statements and the reported amounts of revenue, expenses, and expenditures during the reporting period. Actual results could differ from those estimates.

(p) *Income Taxes - Component Unit*

The Board of Trustees is exempt from federal income tax as described in Section 115 of the Internal Revenue Code. The Boone Hospital Foundation and the Walter Johnson Palliative Care Foundation, component units of the Board of Trustees, are exempt from income taxes under Section 501(c)(3) of the Internal Revenue Code.

(2) *Cash And Investments*

Primary Government

The County's investment policies are governed by County Commission Order, state statutes, and management policies. The County deposits all cash with the County Treasurer, who maintains all banking relationships for the County. Additionally, all investment decisions are made by the County Treasurer and the Treasurer's agents. County moneys are deposited in FDIC-insured banks located within the State of Missouri.

BOONE COUNTY, MISSOURI

Notes To Basic Financial Statements (*Continued*)

The County is authorized to invest in the following:

- a. United States Treasury Securities;
- b. United States Agency Securities, including coupon and zero coupon securities, discount notes, callable securities, step-up securities, floating rate securities, and mortgage backed securities;
- c. Repurchase agreements;
- d. Collateralized public deposits (certificates of deposit);
- e. Banker's acceptance and
- f. Commercial paper.

Investments are recorded at fair value. Fair value for investments is determined by closing market prices at year-end as reported by FT Interactive Data. In addition, money market mutual funds are classified as cash and cash equivalents on the statement of net assets but as investments for risk disclosure.

As of December 31, 2009, the County had the following investments:

| <u>Investment Type</u> | <u>Fair Value</u> |
|---------------------------------------|-----------------------|
| Certificates of Deposit | \$ 23,000,000 |
| U.S. Treasuries | 205,000 |
| U.S. Agencies: | |
| Federal Home Loan Bank | 17,871,894 |
| Federal National Mortgage Association | 8,027,400 |
| Federal Farm Credit Bank | 7,994,688 |
| Freddie Discount Notes | 7,009,002 |
| Farmer Mac Discount Notes | 999,700 |
| Commercial Paper | 57,961,512 |
| Money Market Mutual Funds | 2,187,478 |
| Pension Trust Fund Mutual Funds | 1,667,474 |
| | <u>\$ 126,924,148</u> |

BOONE COUNTY, MISSOURI

Notes To Basic Financial Statements (*Continued*)

(a) ***Interest Rate Risk***

Interest rate risk is the risk that the fair value of investments will be adversely affected by a change in interest rates. The County's investment policy provides that the County seeks to minimize the risk that the market value of securities in its portfolio will decrease due to changes in general interest rates by structuring the investment portfolio so that securities mature to meet cash requirements for ongoing operations, thereby avoiding the need to sell securities on the open market prior to maturity. Additionally, the County primarily invests operating funds in shorter-term securities. Investments with call options are assumed to mature on the call date for interest rate risk disclosures.

As of December 31, 2009, the County's investments had the following maturities:

| Investment Maturities (In Years) | | | |
|---|-----------------------|----------------------|----------------------|
| Investment Type | Fair Value | Less Than One | 1-5 |
| Certificates of Deposit | \$ 23,000,000 | \$ 23,000,000 | \$ — |
| U.S. Treasuries | 205,000 | — | 205,000 |
| U.S. Agencies: | | | |
| Federal Home Loan Bank | 17,871,894 | 9,051,563 | 8,820,331 |
| Federal National Mortgage Association | 8,027,400 | 4,019,275 | 4,008,125 |
| Federal Farm Credit Bank | 7,994,688 | — | 7,994,688 |
| Freddie Discount Notes | 7,009,002 | — | 7,009,002 |
| Farmer Mac Discount Notes | 999,700 | 999,700 | — |
| Commercial Paper | 57,961,512 | 57,961,512 | — |
| | \$ 123,069,196 | \$ 95,032,050 | \$ 28,037,146 |

(b) ***Credit Risk***

Credit risk is the risk that an issuer or other counterparty to an investment will not fulfill its obligations. Credit risk is measured using credit quality ratings of investments in debt securities as described by nationally recognized rating agencies such as Moody's Investor Services.

The County's investment policy provides that the County will minimize credit risk by pre-qualifying the financial institutions, brokers/dealers, intermediaries, and advisors with which the County will do business, as well as through diversifying its portfolio in order to minimize potential losses on individual securities.

BOONE COUNTY, MISSOURI

Notes To Basic Financial Statements (*Continued*)

The County's investments (excluding U.S. Treasuries) were rated as follows by Moody's Investor Services as of December 31, 2009:

| <u>Investment Rating</u> | <u>Investment Fair Value</u> |
|--------------------------|----------------------------------|
| Aaa | \$ 43,193,450 |
| P-1 | 45,964,579 |
| P-2 | 11,996,796 |
| Unrated | 25,564,323 |
| | <hr/> |
| | \$ 126,719,148 |

(c) ***Custodial Credit Risk***

Custodial credit risk is the risk that, in the event of the failure of a counterparty, the County will not be able to recover the value of the investments, collateral securities, or deposits that are in the possession of the counterparty. The County's investment policy requires that deposits be covered by adequate pledge collateral. In order to anticipate market changes and provide a level of security for all funds, the market value (including accrued interest) of the collateral should be at least 102%.

The County's investment policy further provides that all securities that serve as collateral against the deposits of a depository institution must be safe kept at a nonaffiliated custodial facility. Depository institutions pledging collateral against deposits must, in conjunction with the custodial agent, furnish the necessary custodial receipts within five business dates from the settlement date. The County shall have a depository contract and pledge agreement with each safekeeping bank that complies with the Financial Institutions, Reform, Recovery, and Enforcement Act of 1989 (FIRREA). This will ensure that the County's security interest in collateral pledged to secure deposits is enforceable against the receivables of a failed financial institution.

At December 31, 2009, all County investments and all collateral securities and letters of credit pledged against County deposits are held by the counterparty's trust department or agent in the County's name.

(d) ***Concentration Of Credit Risk***

The County's investment policy provides that investments shall be diversified to minimize the risk of loss resulting from over-concentration of assets in a specific maturity, specific issuer, or specific class of securities. The County's investment policy further provides that, with the exception of U.S. Treasury Securities, U.S. Government Agency Securities, and collateralized repurchase agreements, no more than 30% of the County's total investment portfolio will be invested with a single security type.

BOONE COUNTY, MISSOURI

Notes To Basic Financial Statements (*Continued*)

At December 31, 2009, the concentration of the County's investments was as follows:

| Investment Type | Percentage | Fair Value |
|---------------------------------------|-------------------|-------------------|
| Certificates of Deposit | 18.12% | \$ 23,000,000 |
| U.S. Treasuries | 0.16% | 205,000 |
| U.S. Agencies: | | |
| Federal Home Loan Bank | 14.08% | 17,871,894 |
| Federal National Mortgage Association | 6.32% | 8,027,400 |
| Federal Farm Credit Bank | 6.30% | 7,994,688 |
| Freddie Discount Notes | 5.52% | 7,009,002 |
| Farmer Mac Discount Notes | 0.79% | 999,700 |
| Commercial Paper | 45.68% | 57,961,512 |
| Money Market Mutual Funds | 1.72% | 2,187,478 |
| Pension Trust Fund Mutual Funds | 1.31% | 1,667,474 |
| | 100.00% | \$ 126,924,148 |

Investments are included within the County's accompanying statement of net assets as of December 31, 2009 as follows:

| | Government-Wide Statement Of Net Assets | Fiduciary Statement Of Net Assets | Total |
|---------------------------|--|--|----------------|
| Investments | \$ 18,871,293 | \$ 105,660,236 | \$ 124,531,529 |
| Restricted assets: | | | |
| Cash and cash equivalents | 2,187,619 | — | 2,187,619 |
| Investments | 205,000 | — | 205,000 |
| Total investments | \$ 21,263,912 | \$ 105,660,236 | \$ 126,924,148 |

Component Unit

The Board of Trustees may legally invest in direct obligations of and other obligations guaranteed as to principal by the U.S. Treasury and U.S. agencies and instrumentalities; obligations guaranteed by the full faith and credit of the State of Missouri; repurchase agreements, certificates of deposit; bankers acceptances; and commercial papers.

(a) *Interest Rate Risk*

The Board of Trustees' investment policy related to interest rate risk specifically requires investments of a short-term nature to meet liquidity needs and avoid the need to sell securities on the open market, prior to maturity.

BOONE COUNTY, MISSOURINotes To Basic Financial Statements (*Continued*)

As of December 31, 2009, the Board of Trustees had the following investments and weighted average maturities:

| Investment Type | Fair Value | Weighted Average Maturity In Years |
|------------------------------------|-----------------------|---|
| Overnight repurchase agreements | \$ 3,775,872 | 0.00 |
| U.S. Treasury money market funds | 1,441,086 | 0.00 |
| Certificates of deposit | 4,271,675 | 1.71 |
| U.S. government agency obligations | 71,349,400 | 1.84 |
| Restricted bond accounts: | | |
| U.S. Treasury money market funds | 4,945,824 | 0.00 |
| U.S. government agency obligations | 74,975,485 | 0.50 |
| Marketable equity securities | 3,195,359 | N/A |
| Bonds | 1,882,780 | 5.00 |
| | <u>\$ 165,837,481</u> | |

(b) Custodial Credit Risk

For an investment, this is the risk that, in the event of the failure of a counterparty, the Board of Trustees will not be able to recover the value of the investments, collateral securities, or deposits that are in the possession of the counterparty. At December 31, 2009, all U.S. Government Agency securities were held by local financial institutions in the name of the Board of Trustees. All investments in marketable equity securities were held in stock certificates in the name of the Board of Trustees.

(c) Credit Risk

The Board of Trustees policy related to credit risk requires diversification of the investment portfolio to mitigate the potential loss related to any one security. At December 31, 2009, the credit ratings associated with the Board of Trustee's investments were as follows:

| Investment Type | Fair Value | Credit Rating |
|------------------------------------|-----------------------|----------------------|
| Overnight repurchase agreements | \$ 3,775,872 | Not Rated |
| U.S. Government agency obligations | 146,324,885 | Aaa |
| Certificates of deposit | 908,884 | A1 |
| Certificates of deposit | 248,003 | A2 |
| Certificates of deposit | 247,948 | A3 |
| Certificates of deposit | 492,895 | Baa3 |
| Certificates of deposit | 2,373,945 | Not Rated |
| | <u>\$ 154,372,432</u> | |

BOONE COUNTY, MISSOURI

Notes To Basic Financial Statements (*Continued*)

(d) *Concentration Of Credit Risk*

As a means of limiting its exposure to losses arising from concentration of investments, the Board of Trustees investment policy mandates that the investment portfolio not have a concentration of assets in specific maturity, specific issuer, or specific class of securities. At a minimum diversification standards by security type and issuer shall be: a) U.S. Treasuries and securities having principal and/or interest guaranteed by the U.S. Government, up to 100%; b) Collateralized time and demand deposits, up to 100%; c) U.S. Government agencies and Government sponsored enterprises, up to 60%; d) Collateralized repurchase agreements, up to 50%; and e) U.S. Government agency callable securities, up to 30%.

(3) **Property Tax**

The County's property tax is levied by September 20 of each year based on the assessed value listed for all property located in the County and appropriate taxing districts as of January 1 of that year. Property taxes are due by December 31 following the levy date. Taxes become delinquent if not paid by February and a lien is placed on the property as of March 1 if the delinquent taxes are not paid. Assessed values are established by the County Assessor, subject to review by the Board of Equalization.

Property taxes levied for 2009, which are intended to finance the budgeted expenditures for the fiscal year 2009, are recorded as receivables, net of estimated uncollectibles. Property taxes that have been billed and are expected to be collected before March 1 of the subsequent year are recognized as revenues in the current year within the governmental fund financial statements. Property taxes expected to be collected after March 1 have been recorded as property taxes receivable and deferred revenue within the governmental fund financial statements. All property taxes billed are recognized as revenue on the government-wide statements, regardless of when they are expected to be collected.

The County is permitted by Missouri State statutes to levy taxes for various purposes. The following schedule presents the maximum allowable County-wide tax levies and the County's actual levy for 2009:

| Purpose | Per \$100 Of Assessed Valuation | |
|--|---------------------------------------|-----------------------|
| | Maximum Levy Allowed By Law (a) | County's Levy 2009 |
| General, other than payment of principal and interest on long-term debt | 0.3065 | 0.1200 |
| Road and bridge (excluding special road districts) | 0.2601 | 0.0475 |
| Boone County Hospital | 0.1300 | — |
| Group Homes | 0.1114 | 0.1127 |
| Combined County-wide tax rate (noncommercial and commercial) | | 0.2802 |
| County-wide surtax on commercial property (Class III) | 0.6100 | 0.6100 |

BOONE COUNTY, MISSOURI

Notes To Basic Financial Statements (Continued)

- (a) Missouri State statutes require the County to reduce its property tax levy (levies) in an amount sufficient to decrease the total property taxes it expects to collect in a year by not less than 50% of the amount of general revenue sales taxes received by the County.

In addition to the tax levies described above, various independent taxing districts within the County, including school, County, library, fire, special road, and levee districts, levy a tax that is collected by the County Collector. The property tax collections resulting from these levies are disbursed by the County to the appropriate taxing districts.

Property taxes receivable are net of an allowance for uncollectible receivables of \$26,832 in the general fund and \$10,621 in the road and bridge fund.

(4) Intergovernmental Revenue And Receivables

Intergovernmental revenue for governmental funds for fiscal year 2009 consisted of the following:

| | General Fund | Road And Bridge Fund | Other Governmental Funds | Total Governmental Funds |
|---|-------------------------|-------------------------------------|---|---|
| Federal | \$ 913,980 | \$ 699,755 | \$ 540,521 | \$ 2,154,256 |
| State | 1,150,292 | 1,216,972 | 317,911 | 2,685,175 |
| Local | 163,407 | — | 30,151 | 193,558 |
| Total inter- governmental revenue | \$ 2,227,679 | \$ 1,916,727 | \$ 888,583 | \$ 5,032,989 |

Within the fund financial statements, amounts due from other governments at December 31, 2009 include the following:

| | General Fund | Road And Bridge Fund | Other Governmental Funds | Total Governmental Funds |
|-------------------------------------|-------------------------|-------------------------------------|---|---|
| Federal | \$ 130,773 | \$ 83,284 | \$ 39,286 | \$ 253,343 |
| State | 55,565 | 123,111 | — | 178,676 |
| Local | 26,508 | — | 7,820 | 34,328 |
| Total due from other governments | \$ 212,846 | \$ 206,395 | \$ 47,106 | \$ 466,347 |

BOONE COUNTY, MISSOURI

Notes To Basic Financial Statements (*Continued*)

(5) Interfund Balances

Interfund receivable and payable balances at December 31, 2009 were as follows:

| Due From: | Due To: | | | | | Total |
|-------------------------------------|---------------------|--------------------------------------|--|--|-------------------------------|-------------------|
| | General Fund | Law Enforcement Services Fund | One Fifth Cent Sales Tax Capital Improvement Fund | Other Governmental Funds-- Nonmajor | Internal Service Funds | |
| General Fund | \$ — | \$ 42 | \$ 670,000 | \$ 749 | \$ — | \$ 670,791 |
| Road and Bridge | — | — | — | — | 6,741 | 6,741 |
| Law Enforcement Services | | | | | | |
| Capital Improvement Fund | 619 | — | — | — | — | 619 |
| Other Governmental Funds-- Nonmajor | 4,091 | — | — | — | — | 4,091 |
| | <u>\$ 4,710</u> | <u>\$ 42</u> | <u>\$ 670,000</u> | <u>\$ 749</u> | <u>\$ 6,741</u> | <u>\$ 682,242</u> |

These interfund balances are the result of services provided by one fund to another fund and are expected to be repaid during the fiscal year ended December 31, 2009.

Loans receivable and payable between funds at December 31, 2009 are as follows:

| <u>Receivable Fund</u> | <u>Payable Fund</u> | <u>Amount</u> |
|------------------------|-----------------------------|-------------------|
| General fund | Nonmajor governmental funds | <u>\$ 250,199</u> |

Interfund loans were used to provide short-term financing for Neighborhood Improvement District (NID) projects.

Advances between funds at December 31, 2009 are as follows:

| <u>Receivable Fund</u> | <u>Payable Fund</u> | <u>Amount</u> |
|------------------------|-----------------------------|------------------|
| General fund | Nonmajor governmental funds | \$ 34,726 |
| General fund | Agency funds | <u>2,850</u> |
| | | <u>\$ 37,576</u> |

The advance to the nonmajor governmental funds was made to fund expenses that were to be subsequently reimbursed by a grant from an external party. The advance to the agency fund relates to an amount owed by an external party relating to the November elections, which was subsequently collected in January 2010.

BOONE COUNTY, MISSOURINotes To Basic Financial Statements (*Continued*)**(6) Interfund Transfers**

Transfers between funds of the County for the year ended December 31, 2009 were as follows:

| Transfers out: | Transfer In: | | | | Total |
|----------------------------|---------------------|---|------------------------------|-------------------------------|--------------|
| | General Fund | Government Center Capital Improvement Fund | Nonmajor Governmental | Internal Service Funds | |
| General fund | \$ — | \$ 78,600 | \$ 620,300 | \$ — | \$ 698,900 |
| Law Enforcement Services | — | — | 44,478 | — | 44,478 |
| One Fifth Cent Sales Tax | | | | | |
| Capital Improvement Fund | 670,000 | 1,000,000 | 2,046,375 | — | 3,716,375 |
| Other Governmental Funds-- | | | | | |
| Nonmajor | 71,090 | — | 205,577 | — | 276,667 |
| Internal Service Funds | — | — | — | 50,000 | 50,000 |
| | \$ 741,090 | \$ 1,078,600 | \$ 2,916,730 | \$ 50,000 | \$ 4,786,420 |

Interfund transfers were used to move revenues from the fund that ordinance or budget requires to collect them to the fund that ordinance or budget requires to expend them.

BOONE COUNTY, MISSOURINotes To Basic Financial Statements (*Continued*)**(7) Capital Assets*****Primary Government***

The following is a summary of changes in capital assets for the year ended December 31, 2009:

| | Balance January 1, 2009 | Additions | Deletions | Transfers | Balance December 31, 2009 |
|---|-------------------------------|----------------|--------------|-------------|---------------------------------|
| Governmental activities: | | | | | |
| Capital assets not being depreciated: | | | | | |
| Land | \$ 6,656,080 | \$ — | \$ — | \$ — | \$ 6,656,080 |
| Land - infrastructure | 10,383,805 | 39,472 | — | — | 10,423,277 |
| Construction in progress | 8,109,172 | 1,488,787 | — | (8,714,892) | 883,067 |
| Construction in progress - infrastructure | 534,020 | 1,121,490 | (256,683) | (35,514) | 1,363,313 |
| Works of art | 120,228 | — | — | — | 120,228 |
| Total capital assets not being depreciated | 25,803,305 | 2,649,749 | (256,683) | (8,750,406) | 19,445,965 |
| Capital assets being depreciated: | | | | | |
| Buildings and improvements | 35,784,080 | — | — | 8,714,892 | 44,498,972 |
| Vehicles and equipment | 10,896,382 | 991,013 | (629,552) | — | 11,257,843 |
| Office furniture and equipment | 3,595,248 | 363,386 | (39,431) | — | 3,919,203 |
| Infrastructure | 98,358,855 | 3,273,489 | — | 35,514 | 101,667,858 |
| Total capital assets being depreciated | 148,634,565 | 4,627,888 | (668,983) | 8,750,406 | 161,343,876 |
| Less accumulated depreciation for: | | | | | |
| Buildings and improvements | 7,787,282 | 716,826 | — | — | 8,504,108 |
| Vehicles and equipment | 5,853,068 | 1,031,588 | (430,548) | — | 6,454,108 |
| Office furniture and equipment | 2,854,838 | 527,424 | (39,431) | — | 3,342,831 |
| Infrastructure | 66,753,675 | 7,311,031 | — | — | 74,064,706 |
| Total accumulated depreciation | 83,248,863 | 9,586,869 | (469,979) | — | 92,365,753 |
| Total capital assets being depreciated, net | 65,385,702 | (4,958,981) | (199,004) | 8,750,406 | 68,978,123 |
| Total capital assets, net | \$ 91,189,007 | \$ (2,309,232) | \$ (455,687) | \$ — | \$ 88,424,088 |

Within the statement of activities, depreciation expense is charged to the functions of the primary government as follows:

| | |
|--|---------------------|
| Policy and administration | \$ 685,688 |
| Law enforcement and judicial | 700,255 |
| Environment, public buildings and infrastructure | 8,122,095 |
| Community health and public services | 51,936 |
| Protective inspection | 15,732 |
| Internal service funds | 11,163 |
| | <u>11,163</u> |
| | <u>\$ 9,586,869</u> |

BOONE COUNTY, MISSOURINotes To Basic Financial Statements (*Continued*)***Component Unit***

The following is a summary of changes in the component unit capital assets for the year ended December 31, 2009:

| | Balance January 1, 2009 | Additions | Deletions | Transfers | Balance December 31, 2009 |
|--|--|------------------|------------------|------------------|--|
| Governmental activities: | | | | | |
| Capital assets not being depreciated: | | | | | |
| Construction in progress | \$ 17,071,748 | \$ 17,734,861 | \$ — | \$ (15,591,808) | \$ 19,214,801 |
| Capital assets being depreciated: | | | | | |
| Land and land improvements | 16,774,179 | — | — | 365,557 | 17,139,736 |
| Buildings | 106,238,823 | — | (45,856) | 15,050,089 | 121,243,056 |
| Fixed equipment | 813,235 | — | (7,467) | 6,234 | 812,002 |
| Major movable equipment | 13,318,878 | — | (1,091,859) | 169,928 | 12,396,947 |
| Total capital assets being depreciated | 137,145,115 | — | (1,145,182) | 15,591,808 | 151,591,741 |
| Less accumulated depreciation for: | | | | | |
| Land and land improvements | 5,323,552 | 520,640 | — | — | 5,844,192 |
| Buildings | 57,722,869 | 3,326,074 | (45,855) | — | 61,003,088 |
| Fixed equipment | 631,960 | 31,871 | (7,467) | — | 656,364 |
| Major movable equipment | 12,761,865 | 108,505 | (1,090,113) | — | 11,780,257 |
| Total accumulated depreciation | 76,440,246 | 3,987,090 | (1,143,435) | — | 79,283,901 |
| Total capital assets being depreciated, net | 60,704,869 | (3,987,090) | (1,747) | 15,591,808 | 72,307,840 |
| Total capital assets, net | \$ 77,776,617 | \$ 13,747,771 | \$ (1,747) | \$ — | \$ 91,522,641 |

(8) Long-Term Liabilities***Primary Government***

Following is a summary of the changes in long-term liabilities for the year ended December 31, 2009:

| | Balance January 1, 2009 | Additions | Deletions | Balance December 31, 2009 | Due Within One Year |
|----------------------------------|--|------------------|------------------|--|------------------------------------|
| General obligation bonds payable | \$2,101,000 | \$ — | \$ (104,000) | \$ 1,997,000 | \$ 108,000 |
| Special obligation bonds payable | 5,795,000 | — | (340,000) | 5,455,000 | 345,000 |
| Unamortized premiums | 55,476 | — | (5,839) | 49,637 | 5,839 |
| Accrued compensated absences | 849,922 | 968,215 | (843,198) | 974,939 | 860,000 |
| | \$8,801,398 | \$ 968,215 | \$(1,293,037) | \$ 8,476,576 | \$ 1,318,839 |

BOONE COUNTY, MISSOURI

Notes To Basic Financial Statements (Continued)

General Obligation Bonds

General obligation bonds at December 31, 2009 are composed of special assessment debt as follows:

| | |
|---|----------------------------|
| \$280,000 - 2000A general obligation neighborhood sewer improvement bonds due in annual installments of \$25,000 to \$35,000 through 2010; interest at 4.85% to 5.35% | \$ 35,000 |
| \$184,000 - 2000B general obligation neighborhood improvement bonds due in annual installments of \$14,000 to \$23,000 through 2010; interest at 5.2% | 23,000 |
| \$305,000 - 2001 general obligation neighborhood improvement bonds due in annual installments of \$25,000 to \$37,000 through 2012; interest at 2.35% to 4.1% | 105,000 |
| \$182,000 - 2006 general obligation neighborhood improvement bonds due in annual installments of \$15,000 to \$21,000 through 2016; interest at 4.2% to 4.5% | 134,000 |
| \$1,700,000 - 2008 general obligation neighborhood sewer improvement bonds due in annual installments of \$80,000 to \$108,000 through 2028; interest at 1.92% | <u>1,700,000</u> |
| Total general obligation bonds | <u><u>\$ 1,997,000</u></u> |

The annual debt service requirements for the above general obligation bonds are as follows:

| <u>Year Ending December 31</u> | <u>Principal</u> | <u>Interest</u> | <u>Total</u> |
|--------------------------------|---------------------|-------------------|---------------------|
| 2010 | \$ 108,000 | \$ 43,357 | \$ 151,357 |
| 2011 | 133,800 | 38,941 | 172,741 |
| 2012 | 138,300 | 35,110 | 173,410 |
| 2013 | 102,800 | 31,902 | 134,702 |
| 2014 | 105,300 | 29,401 | 134,701 |
| 2015-2019 | 492,000 | 111,810 | 603,810 |
| 2020-2024 | 491,900 | 64,738 | 556,638 |
| 2025-2029 | 424,900 | 16,456 | 441,356 |
| | <u>\$ 1,997,000</u> | <u>\$ 371,715</u> | <u>\$ 2,368,715</u> |

The County is subject to Missouri State statutes that limit the amount of the County's outstanding bonded debt (exclusive of revenue bonds and balances available in Debt Service funds) to 10% of the County's assessed valuation. At December 31, 2009, the statutory limit for the County was \$230,682,860, providing a debt margin of \$228,921,813.

BOONE COUNTY, MISSOURI

Notes To Basic Financial Statements (*Continued*)

Although the County is generally obligated for their payment, neighborhood improvement bonds are to be repaid from assessments on properties within the districts. Such assessments are required to be deposited in debt service funds that are legally restricted for payment of the bonds. The County attaches liens on the properties within the districts to secure payment of the assessments. As of December 31, 2009, delinquent assessments receivable amounted to \$10,142.

Special Obligation Bonds

On June 1, 2003, the County issued \$5,240,000 in Series 2003 special obligation refunding and improvement bonds with interest at rates ranging from 2% to 4%. Proceeds provided funding to renovate portions of certain existing buildings and to current refund \$1,865,000 of outstanding Series 1993 special obligation administration building bonds with an average interest rate of 5.37%.

On March 30, 2005, the County issued \$2,005,000 in Series 2005 taxable special obligations bonds with interest at rates ranging from 4.92% to 5.94%. Proceeds provided funding to acquire two existing buildings, and the land on which they are located, that abut property currently owned by the County.

The annual debt service requirements for the above special obligation bonds are as follows:

| Year Ending December 31 | Principal | Interest | Total |
|--------------------------------|---------------------|---------------------|---------------------|
| 2010 | \$ 345,000 | \$ 229,406 | \$ 574,406 |
| 2011 | 515,000 | 215,144 | 730,144 |
| 2012 | 375,000 | 200,300 | 575,300 |
| 2013 | 390,000 | 187,066 | 577,066 |
| 2014 | 400,000 | 173,053 | 573,053 |
| 2015-2019 | 3,430,000 | 216,323 | 3,646,323 |
| | <u>\$ 5,455,000</u> | <u>\$ 1,221,292</u> | <u>\$ 6,676,292</u> |

BOONE COUNTY, MISSOURI

Notes To Basic Financial Statements (Continued)

Component Unit

Following is a summary of the changes in the Board of Trustees long-term debt liabilities for the year ended December 31, 2009:

| | Balance January 1, 2008 | Additions | Deletions | Balance December 31, 2008 | Due Within One Year |
|------------------------|--|------------------|-----------------------|--|------------------------------------|
| Revenue bonds | \$ 124,185,000 | \$ — | \$ (3,590,000) | \$ 120,595,000 | \$ 3,735,000 |
| Other accrued expenses | 713,124 | — | (562,351) | 150,773 | — |
| | <u>\$ 124,898,124</u> | <u>\$ —</u> | <u>\$ (4,152,351)</u> | <u>\$ 120,745,773</u> | <u>\$ 3,735,000</u> |

Revenue bonds of the Board of Trustees at December 31, 2009 are composed of the following:

| | |
|---|-----------------------|
| Hospital Refunding Revenue Bonds, Series 2002, principal payable annually through August 2022 in amounts ranging from \$905,000 to \$2,205,000, including premium of \$93,573. Interest is payable semiannually and ranges from 2.1% to 5.25% | \$ 16,185,000 |
| Hospital Revenue Bonds, Series 2004, principal payable annually through July 2024 in amounts ranging from \$230,000 to \$505,000, including discount of \$68,410. Interest is payable semiannually and ranges from 3.75% to 5% | 5,540,000 |
| Hospital Revenue Bonds, Series 2008, principal payable annually through August 2038 in amounts ranging from \$655,000 to \$7,040,000, including premium of \$1,078,731. Interest is payable semiannually and ranges from 3% to 5.625% | <u>98,870,000</u> |
| | <u>\$ 120,595,000</u> |

Debt service requirements for the revenue bonds relating to the Board of Trustees are being financed through the hospital facilities lease payments pursuant to and through the terms of the lease agreement with CHAS.

BOONE COUNTY, MISSOURI

Notes To Basic Financial Statements (*Continued*)

The annual requirements to amortize the above principal are as follows:

| <u>Year Ending December 31</u> | <u>Principal</u> | <u>Interest</u> |
|--------------------------------|-----------------------|-----------------------|
| 2010 | \$ 3,735,000 | \$ 6,263,896 |
| 2011 | 3,865,000 | 6,131,306 |
| 2012 | 4,015,000 | 5,979,979 |
| 2013 | 4,180,000 | 5,817,296 |
| 2014 | 4,390,000 | 5,609,642 |
| 2015 – 2019 | 14,160,000 | 25,536,397 |
| 2020 – 2024 | 14,945,000 | 22,166,680 |
| 2025 – 2029 | 19,615,000 | 17,509,549 |
| 2030 – 2034 | 25,645,000 | 11,485,083 |
| 2035 – 2038 | 26,045,000 | 3,657,618 |
| | <u>\$ 120,595,000</u> | <u>\$ 110,157,446</u> |

(9) Operating Lease

Effective January 2001, and as amended on December 26, 2006, the County and the Board of Trustees entered into an amended and restated lease agreement with CHAS, whereby CHAS leases real property and equipment of the Board of Trustees for the purpose of providing healthcare services in Boone County and surrounding areas. The amended term of the lease is through December 31, 2015.

Under terms of the agreement, the Board of Trustees as lessor will lease real property and equipment to CHAS (Lessee), for the purpose of providing health care services in Boone County and surrounding areas.

Minimum payments, under the terms of the lease for 2009, are as follows:

1. Effective for the year ended December 31, 2008, the base annual lease payment totals \$10,000,000, which is intended to approximate the debt service requirements of the Board of Trustees.
2. The Board of Trustees receives annually a percentage of the change in cash and cash equivalents generated by the hospital during the year. In 2009, the percentage of cash and cash equivalents per the lease was 25%. Accordingly, the Board of Trustees recognized income of \$6,349,957 in 2009. As of December 31, 2009, the amount was reported in accounts and other receivables on the accompanying statement of net assets. Under the same terms of the Lease, the Board of Trustees is responsible for 75% of any shortfall in cash and cash equivalent balances during a fiscal year, and therefore under those conditions would be required to make a payment to the lessee.

The restated lease agreement also includes minimum capital expenditure requirements, certain lessee and lessor operational covenants, and governance and control clauses.

BOONE COUNTY, MISSOURI

Notes To Basic Financial Statements (*Continued*)

The Amended and Restated Lease between the Board of Trustees and CHAS requires CHAS to commit to expend, on a successive three-year period average basis, no less than seven percent (7%) of Boone Hospital Center net revenues on capital expenditures. This requirement was not satisfied by the cumulative amount of \$17,927,162 for the period of January 1, 2001 to December 31, 2009. This cumulative amount is before consideration of commitments for capital expenditures for specific projects and equipment that have been made by CHAS to the Board of Trustees, but for which expenditures have not yet been incurred as of December 31, 2009.

On November 26, 2007, the Board of Trustees approved a joint resolution with CHAS whereby CHAS shall commit and earmark current or future net revenue until the capital expenditure benchmark is satisfied. Under this resolution CHAS transferred \$10,248,231 into a segregated account which is to be used to pay for specific capital projects as soon as practical. At December 31, 2009, the balance of this account was \$5,059,000 and is included in the before mentioned cumulative shortfall balance of \$17,927,162.

Additionally, pursuant to the Lease, CHAS is required to make payments of \$1,350,000 per year to the County in equal quarterly installments beginning in 2001. In years subsequent to 2001, the required lease payment is increased as determined based upon the Consumer Price Index.

The Board of Trustees also leases or rents property in Boone County, Missouri for establishing medical practices and related services primarily located adjacent to Boone Hospital Center. The income from these agreements is characterized as rental income on the financial statements for the Board of Trustees.

Future minimum lease payments expected under noncancellable lease agreements for the next five years are as follows:

| <u>Year Ending December 31</u> | <u>CHAS Lease</u> | <u>Other Leases</u> | <u>Total</u> |
|--------------------------------|-------------------|---------------------|---------------|
| 2010 | \$ 10,000,000 | \$ 532,870 | \$ 10,532,870 |
| 2011 | 10,000,000 | 368,882 | 10,368,882 |
| 2012 | 10,000,000 | 332,559 | 10,332,559 |
| 2013 | 10,000,000 | 332,559 | 10,332,559 |
| 2014 | 10,000,000 | 329,369 | 10,329,369 |
| | \$ 50,000,000 | \$ 1,896,239 | \$ 51,896,239 |

(10) Employee Benefit Plans

Primary Government

(a) Boone County Matching Pension Plan

The Boone County Matching Pension Plan (the Plan) is a defined contribution plan under Internal Revenue Code (IRC) Section 401 (a). The Plan was adopted by Order of the County Commission on March 16, 1999, with an effective date of May 1, 1999. The County Commission has the authority to amend the Plan. All employees who are in “benefited” positions are eligible to participate. As of December 31, 2009, 271 employees were participating in the Plan. The County makes contributions equal to participating employees’ contributions to the County’s IRC Section 457 deferred compensation plan, with County contributions limited to \$25 per bi-weekly pay period per participant. These matching contributions are invested as directed by participants in a variety of registered investment company funds. The County’s matching contributions for 2009 were \$177,339. For financial reporting purposes, the activity of the Plan is accounted for within the pension trust fund of the County. Separate financial statements are not available for the Plan.

(b) Statewide County Employees’ Retirement Fund

The County Employees’ Retirement Fund (CERF) was established by an act of the Missouri General Assembly effective August 28, 1994. Laws governing the retirement fund are found in Sections 50.1000-50.1300 of the Missouri Revised Statutes (RSMo). The Board of Directors consists of eleven members, nine of whom are county employee participants. The CERF is administered by a governing board of directors, which has the authority to adopt rules and regulations for administering the system.

The CERF is a mandatory cost-sharing multiple employer retirement system for each county in the State of Missouri, except any county not within a county (which excludes the County of St. Louis) and counties of the first classification with a charter form of government. Complete financial statements of the CERF can be obtained from its administrative offices:

County Employee Retirement Fund
c/o Brydon, Searingen, and England
312 East Capitol
Jefferson County, Missouri 65102

BOONE COUNTY, MISSOURI

Notes To Basic Financial Statements (*Continued*)

The CERF covers County elective or appointive officers or employees whose position requires the actual performance of duties not less than 1,000 hours per year; including employees of circuit courts located in a first class, noncharter county which is not participating in the Local Government Employees Retirement System (LAGERS); and does not cover circuit clerks, deputy circuit clerks, County prosecuting attorneys, and County sheriffs. Until January 1, 2000, employees hired before January 1, 2000 could opt out of the system.

The CERF provides retirement and death benefits to its members. All benefits vest after eight years of creditable service. Employees who retire on or after age 62 are entitled to an allowance for life based on the form of payment selected. Employees who have a minimum of eight years of creditable service may retire with an early retirement benefit and receive a reduced allowance after attaining age 55. Annual cost of living adjustments, not to exceed 1%, are provided for eligible retirees and survivor annuitants, up to a lifetime maximum of 50% of the initial benefit which the member received upon retirement. Benefit provisions are fixed by state statute and may be amended only by action of the Missouri Legislature. Administrative expenses for the operation of the Fund are paid out of funds of the system.

Prior to January 1, 2003, participating County employees, except for those who participated in LAGERS, were required to make contributions equal to 2% of gross compensation. Effective January 1, 2003, in addition to the prior contribution requirements, participating county employees hired on or after February 25, 2002 are required to make contributions of 4% if they are in a LAGERS county and contributions of 6% if they are in a non-LAGERS county. If an employee leaves covered employment before attaining eight years of creditable service, accumulated employee contributions are refunded to the employee. The contribution rate is set by state statute and may be amended only by action of the Missouri Legislature.

While the County is not required to make any contributions to the Plan, the County has elected to contribute 4% of the required 6% contribution for employees hired between February 25, 2002 and December 31, 2002. During 2009, the County collected and remitted to CERF employee contributions of \$620,960, employer contributions of \$21,589 and statutory charges of \$723,880.

(c) *Deferred Compensation Plan*

The County offers its employees a deferred compensation plan created in accordance with IRC Section 457. The deferred compensation plan, available to all County employees, permits them to defer a portion of their salary until future years. The deferred compensation is not available to employees until termination, retirement, death or unforeseeable emergency.

BOONE COUNTY, MISSOURI

Notes To Basic Financial Statements (*Continued*)

All amounts of compensation deferred under the plan, all property and rights purchased with those amounts, and all income attributable to those amounts, property, or rights are (until paid or made available to the employees or other beneficiary) held in trust for the exclusive benefit of employees. As the County does not have fiduciary responsibility for these assets, the trust account and related liability are not included in the accompanying basic financial statements.

(11) **Other Post-Employment Benefit Plan**

Plan Description

The County has a single-employer defined benefit healthcare plan (the Healthcare Plan) that provides medical and prescription drug coverage to retirees. Participants are eligible to retire once they have attained age 55 plus five years of service or age 65.

The County requires retirees to pay the same premiums charged to active participants. The rates being paid for benefits are typically lower than those for individual health insurance policies. The difference between these rates is the implicit rate subsidy, which is considered an other post-employment benefit under GASB Statement No. 45, *Accounting and Financial Reporting By Employers for Postemployment Benefits Other Than Pensions*.

Retirees and spouses have the same benefits as active employees. Retiree and spousal coverage terminates when the retiree becomes covered under another employer health plan, or becomes eligible to be covered under Medicare at age 65.

Funding Policy

The County is not required to fund the Healthcare Plan and has elected not to do so. County policy dictates the payment of retiree claims as they come due.

Annual Post-Employment Benefit Cost

The County's annual post-employment benefit cost for the current year is as follows:

| | |
|---|-------------------|
| Annual required contribution (January 1, 2009) | \$ 69,800 |
| Contributions made | <u>(4,716)</u> |
| Increase in benefit obligation | 65,084 |
| Net post-employment benefit obligation - Beginning of year | <u>48,355</u> |
| End of year | <u>\$ 113,439</u> |

BOONE COUNTY, MISSOURI

Notes To Basic Financial Statements (*Continued*)

Trend Information

| <u>Year Ended</u> | <u>Annual Post-Employment Benefit Cost (APBC)</u> | <u>Percentage Of APBC Contributed</u> | <u>Net Post-Employment Obligation</u> |
|-------------------|---|---------------------------------------|---------------------------------------|
| 2009 | \$ 69,800 | 7% | \$ 113,439 |
| 2008 | \$ 60,100 | 20% | \$ 48,355 |

Funded Status And Funding Progress

As of December 31, 2009, the Healthcare Plan was not funded. The actuarial accrued liability for benefits at January 1, 2008, the date of the latest actuarial valuation, was \$422,000, and there were no assets, resulting in an unfunded actuarial accrued liability (UAAL) of \$422,000. The covered payroll (annual payroll of active employees covered by the plan) was \$16,830,000, and the ratio of the UAAL to covered payroll was 3%.

The schedule of funding progress, presented as RSI following the notes to the financial statements, presents trend information about whether the actuarial accrued liability for benefits is increasing or decreasing over time.

Actuarial Assumptions And Methods

The actuarial accrued liability was determined as part of an actuarial valuation at January 1, 2008, the most recently filed actuarial valuation report. Additional information as of the latest actuarial valuation follows:

| | |
|---------------------------------|---|
| Valuation Date: | January 1, 2008 |
| Actuarial Cost Method: | Projected unit credit |
| Amortization Method and Period: | The initial UAAL is being amortized over 30 years |
| Healthcare Cost Trend Rate: | 10% initially, reduced by decrements to an ultimate rate of 5% in 2018. |
| Discount Rate | 4% |
| Investment Rate of Return | N/A |

(12) Commitments And Contingent Liabilities

Litigation

The County is a defendant in a number of claims and lawsuits. The County's legal counsel has reviewed these claims and lawsuits in order to evaluate the likelihood of an unfavorable outcome to the County and arrive at an estimate, if any, of the amount or range of potential loss to the County. The County's legal counsel has indicated that the resolution of any lawsuits pending is not expected to have a material adverse effect on the basic financial statements of the County. No amount has been provided in the December 31, 2009 basic financial statements for any such claims and lawsuits.

BOONE COUNTY, MISSOURI

Notes To Basic Financial Statements (*Continued*)

General Obligation Bonds

In 1992, County voters approved a \$3.5 million general obligation bond issue for the purpose of financing the construction and repair of roads and streets within the County's neighborhood improvement districts. Property taxes will not be levied for debt service on the bonds; instead, property owners within these districts will repay the bonds through annual billings over a period not to exceed 10 years. As of December 31, 2009, \$1,581,000 of the bonds has been issued.

In 1997, County voters approved a \$5.5 million general obligation bond issue for the purpose of financing the construction and repair of sewers within the County's neighborhood improvement districts. Property taxes will not be levied for debt service on the bonds; instead, property owners within these districts will repay the bonds through annual billings over a period not to exceed 10 years. As of December 31, 2009, \$1,980,000 of the bonds has been issued.

Construction

At December 31, 2009, the County had outstanding commitments amounting to approximately \$501,580 resulting from outstanding commitments related to Courthouse expansion and improvements.

Component Unit

As a normal part of operations, the Board of Trustees may enter into significant contracts and make proposals and commitments of a financial nature for various business reasons. Lease agreements and construction contracts account for substantially all of the Board of Trustees material commitments.

The Board of Trustees entered into contracts for the construction and renovation of outpatient, surgical and administrative areas of the hospital. Remaining commitments for these contracts totaled approximately \$49 million at December 31, 2009.

BOONE COUNTY, MISSOURI

Notes To Basic Financial Statements (*Continued*)

(13) Risk Management

Primary Government

The County maintains broad form insurance coverage for property/casualty, general liability, inland marine, EDP, public officials' errors and omissions, law enforcement errors and omission, and boiler and machinery. The County is a member of the Missouri Public Entity Risk Management Fund (MOPERM), a public entity risk retention pool. The Board of Directors includes six member representatives, including the Commissioner of the State's Office of Administration and the Missouri Attorney General. MOPERM has the right to assess members' additional premiums to cover deficiencies in claim payments and may also issue refunds when revenues exceed expenses. MOPERM covers risks up to \$2,000,000 with deductibles varying between \$0 and \$10,000 per incident, and also maintains excess insurance agreements in the event of large losses. MOPERM is responsible for claims within its specified self-insured retention limits prior to the coverage of the excess insurance. The County had no settlements in excess of insurance coverage in any of the past three years. Total premiums paid to MOPERM by the County in 2009 were \$650,531. Premiums paid to Naught Naught for crime insurance and professional engineers/architects insurance were \$19,190.

Self-Insured Employee Benefits

The County maintains three Internal Service funds to account for its self-insured coverage of County employees and their dependents for health, dental, and workers' compensation benefits. Under these self-insurance programs, coverage is provided up to a maximum of \$85,000, \$1,250, and \$350,000 for each health, dental, and workers' compensation claims, respectively. Additionally, coverage is provided up to a maximum of \$450,000 for police officers for workers' compensation claims. The County has commercial reinsurance for claims in excess of the health and workers' compensation individual claim maximum. No reinsurance is in place for dental because the County's plan does not provide for individual claims in excess of \$1,250. The claims liability, as reported in the Internal Service funds, is based on the GASB Statement No. 10 requirements that a liability for claims be recorded if information prior to the issuance of the financial statements indicates that it is probable that a liability has been incurred at the date of the basic financial statements and the amount of the loss can be reasonably estimated. There were no significant changes in coverage during the year.

BOONE COUNTY, MISSOURINotes To Basic Financial Statements (*Continued*)

Changes in the internal service funds claims liability for the past two years are as follows:

| | 2009 | | | |
|---|---|---|---------------------------|---|
| | Beginning Of Year Claims Liability | Current Year Claims And Changes In Estimates | Claim Payments | End Of Year Claims Liability |
| Self-insured health plan, including prescription drugs | \$ 163,494 | \$ 1,784,154 | \$ (1,788,870) | \$ 158,778 |
| Self-insured dental plan | 15,323 | 183,685 | (177,217) | 21,791 |
| Self-insured worker's compensation | 275,989 | 317,372 | (270,114) | 323,247 |
| | \$ 454,806 | \$ 2,285,211 | \$ (2,236,201) | \$ 503,816 |

| | 2008 | | | |
|---|---|---|---------------------------|---|
| | Beginning Of Year Claims Liability | Current Year Claims And Changes In Estimates | Claim Payments | End Of Year Claims Liability |
| Self-insured health plan, including prescription drugs | \$ 166,897 | \$ 1,944,407 | \$ (1,947,810) | \$ 163,494 |
| Self-insured dental plan | 30,751 | 155,030 | (170,458) | 15,323 |
| Self-insured worker's compensation | 257,586 | 414,121 | (395,718) | 275,989 |
| | \$ 455,234 | \$ 2,513,558 | \$ (2,513,986) | \$ 454,806 |

Component Unit

The Board of Trustees is exposed to various risks of loss related to certain aspects of the Board of Trustees' operations. These legal proceedings are not likely to have a material adverse impact on the funds of the Board of Trustees. Significant losses are covered by commercial insurance. There have been no significant reductions in insurance coverage. Settlement amounts have not exceeded insurance coverage for the current year.

(14) Contributions Refunded

Boone Hospital Foundation began soliciting funds in 2005 for an Intergenerational Daycare Center to be built and operated in Boone County, Missouri. The Intergenerational Daycare Center project was placed on hold in 2008 and cancelled in 2009. The Foundation offered refunds to donors who made contributions to the project. Contributions totaling \$1,702,846 were either returned to donors or the donor's pledges payable to the Foundation were cancelled in 2009.

BOONE COUNTY, MISSOURI

Notes To Basic Financial Statements (*Continued*)

Of this amount, the following were contributions of the Board of Trustees to the Foundation:

| | |
|--|----------------------------|
| Cash contribution in 2006 | \$ 1,500,000 |
| Cash contribution in 2007 | 150,000 |
| Unpaid pledge at the date the project was terminated | 600,000 |
| Less discount of unpaid pledge to net present value | <u>(41,513)</u> |
| | 2,208,487 |
| Less amount the Board of Trustees permitted to be redirected to other purposes | <u>(650,000)</u> |
| Contribution refunded | <u><u>\$ 1,558,487</u></u> |

(15) Conduit Debt

During 2008, the County issued \$15,000,000 of Chapter 100 bonds in order to finance the construction of a facility and purchase of equipment for Analytical Bio-Chemistry Laboratories, Inc. The bonds are secured by the property financed and are payable solely from payments received on the underlying mortgage loans. Upon payment of the bonds, ownership of the acquired facilities transfers to Analytical Bio-Chemistry Laboratories, Inc. The County is not obligated in any manner for the repayment of the bonds. Accordingly, the bonds are not reported as liabilities in the accompanying basic financial statements.

(16) Fund Deficit

The fund deficit of \$73,605 in the Neighborhood Improvement District nonmajor special revenue fund is due to neighborhood improvements being performed in advance of assessments being collected from residents. The deficit will be resolved in future years as assessments are collected.

(17) Subsequent Event

In January 2010, the County issued \$830,000 in Series 2010 Taxable Special Obligation Bonds at interest rates ranging between 3.354% and 4.554%, due in installments through February 1, 2020. The proceeds of the bonds will be used to construct a storage building.

Required Supplementary Information

BOONE COUNTY, MISSOURI

REQUIRED SUPPLEMENTARY INFORMATION SCHEDULE OF REVENUES, EXPENDITURES AND CHANGES IN FUND BALANCES - BUDGET AND ACTUAL - BUDGET BASIS - GENERAL FUND

For The Year Ended December 31, 2009

| | Original Budget | Final Revised Budget | Actual | Variance with Final Budget Positive (Negative) |
|--|--------------------|----------------------------|-------------------|---|
| REVENUES | | | | |
| Property taxes | \$ 2,957,800 | 2,957,800 | 2,980,220 | 22,420 |
| Sales taxes | 11,618,000 | 11,618,000 | 11,144,410 | (473,590) |
| Other taxes | 183,000 | 183,000 | 157,199 | (25,801) |
| Licenses and permits | 273,211 | 273,211 | 282,690 | 9,479 |
| Intergovernmental | 2,261,894 | 2,452,227 | 2,227,679 | (224,548) |
| Charges for services | 3,637,486 | 3,655,488 | 3,593,653 | (61,835) |
| Fines and Forfeitures | 6,000 | 6,000 | 16,696 | 10,696 |
| Investment income | 213,829 | 213,829 | 71,345 | (142,484) |
| Miscellaneous: | | | | |
| Hospital lease revenue | 1,679,600 | 1,679,600 | 1,632,323 | (47,277) |
| Other | 501,236 | 501,236 | 592,079 | 90,843 |
| Total revenues | 23,332,056 | 23,540,391 | 22,698,294 | (842,097) |
| EXPENDITURES | | | | |
| Policy and administration: | | | | |
| Auditor: | | | | |
| Personal services | 273,933 | 273,933 | 268,967 | 4,966 |
| Supplies, services, and other charges | 28,753 | 28,753 | 23,477 | 5,276 |
| Total Auditor | 302,686 | 302,686 | 292,444 | 10,242 |
| Human Resources: | | | | |
| Personal services | 118,256 | 118,623 | 118,622 | 1 |
| Supplies, services, and other charges | 54,615 | 53,924 | 43,045 | 10,879 |
| Total Human Resources | 172,871 | 172,547 | 161,667 | 10,880 |
| Purchasing: | | | | |
| Personal services | 143,922 | 144,356 | 144,355 | 1 |
| Supplies, services, and other charges | 19,355 | 18,921 | 15,532 | 3,389 |
| Total Purchasing | 163,277 | 163,277 | 159,887 | 3,390 |
| County Commission: | | | | |
| Personal services | 394,806 | 394,806 | 370,356 | 24,450 |
| Supplies, services, and other charges | 74,069 | 74,069 | 70,527 | 3,542 |
| Total County Commission | 468,875 | 468,875 | 440,883 | 27,992 |
| County Association Dues: | | | | |
| Supplies, services, and other charges | 42,226 | 42,226 | 37,230 | 4,996 |
| Total County Association Dues | 42,226 | 42,226 | 37,230 | 4,996 |
| Emergency and Contingency: | | | | |
| Supplies, services, and other charges | 733,000 | 641,610 | — | 641,610 |
| Total Emergency and Contingency | \$ 733,000 | 641,610 | — | 641,610 |

(Continued)

BOONE COUNTY, MISSOURI

**REQUIRED SUPPLEMENTARY INFORMATION
SCHEDULE OF REVENUES, EXPENDITURES AND CHANGES IN
FUND BALANCES - BUDGET AND ACTUAL - BUDGET BASIS -
GENERAL FUND**

For The Year Ended December 31, 2009

| | Original Budget | Final Revised Budget | Actual | Variance with Final Budget Positive (Negative) |
|--|--------------------|----------------------------|------------------|---|
| Centralia Office: | | | | |
| Supplies, services and other charges | \$ 9,058 | 9,058 | 8,999 | 59 |
| Total Centralia Office | <u>9,058</u> | <u>9,058</u> | <u>8,999</u> | <u>59</u> |
| County Counselor Office: | | | | |
| Personal services | 125,766 | 126,113 | 126,113 | — |
| Supplies, services and other charges | 37,719 | 37,372 | 23,663 | 13,709 |
| Total County Counselor Office | <u>163,485</u> | <u>163,485</u> | <u>149,776</u> | <u>13,709</u> |
| County Clerk: | | | | |
| Personal services | 288,074 | 289,544 | 286,236 | 3,308 |
| Supplies, services and other charges | 29,533 | 29,533 | 23,486 | 6,047 |
| Capital outlay | — | — | — | — |
| Total County Clerk | <u>317,607</u> | <u>319,077</u> | <u>309,722</u> | <u>9,355</u> |
| Election and Registration: | | | | |
| Personal services | 347,459 | 347,459 | 306,360 | 41,099 |
| Supplies, services and other charges | 217,749 | 192,379 | 103,771 | 88,608 |
| Capital outlay | — | — | — | — |
| Total Election and Registration | <u>565,208</u> | <u>539,838</u> | <u>410,131</u> | <u>129,707</u> |
| Treasurer: | | | | |
| Personal services | 217,402 | 217,937 | 217,936 | 1 |
| Supplies, services and other charges | 73,496 | 73,281 | 68,347 | 4,934 |
| Capital outlay | — | — | — | — |
| Total Treasurer | <u>290,898</u> | <u>291,218</u> | <u>286,283</u> | <u>4,935</u> |
| Collector: | | | | |
| Personal services | 384,039 | 387,777 | 353,344 | 34,433 |
| Supplies, services and other charges | 72,329 | 89,856 | 82,876 | 6,980 |
| Total Collector | <u>456,368</u> | <u>477,633</u> | <u>436,220</u> | <u>41,413</u> |
| Recorder: | | | | |
| Personal services | 391,382 | 391,382 | 390,442 | 940 |
| Supplies, services and other charges | 95,004 | 95,004 | 87,290 | 7,714 |
| Capital outlay | — | — | — | — |
| Total Recorder | <u>486,386</u> | <u>486,386</u> | <u>477,732</u> | <u>8,654</u> |
| Information Technology: | | | | |
| Personal services | 921,142 | 921,142 | 867,305 | 53,837 |
| Supplies, services and other charges | 416,744 | 416,744 | 327,526 | 89,218 |
| Capital outlay | 94,982 | 94,982 | 28,982 | 66,000 |
| Total Information Technology | <u>1,432,868</u> | <u>1,432,868</u> | <u>1,223,813</u> | <u>209,055</u> |
| Geographic Information System-Consortium: | | | | |
| Supplies, services and other charges | 9,664 | 9,664 | 1,342 | 8,322 |
| Total GIS-Consortium | \$ <u>9,664</u> | <u>9,664</u> | <u>1,342</u> | <u>8,322</u> |

(Continued)

BOONE COUNTY, MISSOURI

REQUIRED SUPPLEMENTARY INFORMATION SCHEDULE OF REVENUES, EXPENDITURES AND CHANGES IN FUND BALANCES - BUDGET AND ACTUAL - BUDGET BASIS - GENERAL FUND

For The Year Ended December 31, 2009

| | Original Budget | Final Revised Budget | Actual | Variance with Final Budget Positive (Negative) |
|--|--------------------|----------------------------|-----------|---|
| Geographic Information System-County: | | | | |
| Personal services | \$ 117,914 | 118,062 | 118,061 | 1 |
| Supplies, services and other charges | 38,583 | 38,435 | 30,645 | 7,790 |
| Total Geographic Information System-County | 156,497 | 156,497 | 148,706 | 7,791 |
| Nondepartmental: | | | | |
| Supplies, services and other charges | 189,974 | 189,974 | 140,930 | 49,044 |
| Debt service: | | | | |
| Principal retirement | 290,000 | 290,000 | 290,000 | — |
| Interest and fiscal charges | 126,090 | 126,090 | 126,090 | — |
| Total Nondepartmental | 606,064 | 606,064 | 557,020 | 49,044 |
| Insurance and Safety: | | | | |
| Supplies, services and other charges | 563,350 | 553,350 | 484,178 | 69,172 |
| Total Insurance and Safety | 563,350 | 553,350 | 484,178 | 69,172 |
| Employee Benefits: | | | | |
| Personal services | 20,000 | 1 | — | 1 |
| Supplies, services and other charges | 19,800 | 19,800 | 18,523 | 1,277 |
| Employee Benefits | 39,800 | 19,801 | 18,523 | 1,278 |
| Mail Services: | | | | |
| Personal services | 69,854 | 69,854 | 62,730 | 7,124 |
| Supplies, services and other charges | 262,086 | 262,086 | 246,119 | 15,967 |
| Total Mail Services | 331,940 | 331,940 | 308,849 | 23,091 |
| Insurance Claim Activity: | | | | |
| Supplies, services and other charges | 75,000 | 82,493 | 55,710 | 26,783 |
| Capital outlay | — | — | — | — |
| Total Insurance Claim Activity | 75,000 | 82,493 | 55,710 | 26,783 |
| Records Management Services: | | | | |
| Personal services | 23,982 | 23,982 | — | 23,982 |
| Supplies, services and other charges | 26,809 | 26,809 | 25,904 | 905 |
| Capital outlay | — | — | — | — |
| Total Records Management Services | 50,791 | 50,791 | 25,904 | 24,887 |
| Total Policy and administration | 7,437,919 | 7,321,384 | 5,995,019 | 1,326,365 |
| Law enforcement and judicial: | | | | |
| Public Administrator: | | | | |
| Personal services | 250,208 | 254,659 | 254,072 | 587 |
| Supplies, services and other charges | 43,632 | 43,632 | 37,619 | 6,013 |
| Total Public Administrator | \$ 293,840 | 298,291 | 291,691 | 6,600 |

(Continued)

BOONE COUNTY, MISSOURI

**REQUIRED SUPPLEMENTARY INFORMATION
SCHEDULE OF REVENUES, EXPENDITURES AND CHANGES IN
FUND BALANCES - BUDGET AND ACTUAL - BUDGET BASIS -
GENERAL FUND**

For The Year Ended December 31, 2009

| | Original Budget | Final Revised Budget | Actual | Variance with Final Budget Positive (Negative) |
|--------------------------------------|--------------------|----------------------------|------------------|---|
| Circuit Court: | | | | |
| Personal services | \$ 993,369 | 993,521 | 953,792 | 39,729 |
| Supplies, services and other charges | 451,718 | 451,718 | 416,932 | 34,786 |
| Capital outlay | 6,800 | 7,450 | 2,904 | 4,546 |
| Total Circuit Court | <u>1,451,887</u> | <u>1,452,689</u> | <u>1,373,628</u> | <u>79,061</u> |
| Circuit Clerk: | | | | |
| Personal services | 165,030 | 165,168 | 165,168 | — |
| Supplies, services and other charges | 349,552 | 349,280 | 337,671 | 11,609 |
| Capital outlay | 4,235 | 4,369 | 4,333 | 36 |
| Total Circuit Clerk | <u>518,817</u> | <u>518,817</u> | <u>507,172</u> | <u>11,645</u> |
| Jury Services and Court Costs: | | | | |
| Supplies, services and other charges | 244,730 | 258,930 | 249,986 | 8,944 |
| Capital outlay | 33,010 | 32,360 | 19,979 | 12,381 |
| Total Jury Services and Court Costs | <u>277,740</u> | <u>291,290</u> | <u>269,965</u> | <u>21,325</u> |
| Juvenile Office: | | | | |
| Personal services | 115,978 | 116,043 | 114,077 | 1,966 |
| Supplies, services and other charges | 300,602 | 295,602 | 273,293 | 22,309 |
| Capital outlay | 7,950 | 7,950 | 5,378 | 2,572 |
| Total Juvenile Office | <u>424,530</u> | <u>419,595</u> | <u>392,748</u> | <u>26,847</u> |
| Juvenile Justice Center: | | | | |
| Personal services | 140,152 | 142,008 | 122,519 | 19,489 |
| Supplies, services and other charges | 201,384 | 201,384 | 169,691 | 31,693 |
| Capital outlay | 3,425 | 3,425 | 2,036 | 1,389 |
| Total Juvenile Justice Center | <u>344,961</u> | <u>346,817</u> | <u>294,246</u> | <u>52,571</u> |
| Judicial Grants and Contracts: | | | | |
| Personal services | 79,949 | 160,137 | 151,681 | 8,456 |
| Supplies, services and other charges | 54,781 | 94,714 | 54,867 | 39,847 |
| Capital outlay | — | — | — | — |
| Total Judicial Grants and Contracts | <u>134,730</u> | <u>254,851</u> | <u>206,548</u> | <u>48,303</u> |
| Sheriff: | | | | |
| Personal services | 3,337,194 | 3,349,725 | 3,334,866 | 14,859 |
| Supplies, services and other charges | 687,912 | 692,987 | 614,759 | 78,228 |
| Capital outlay | — | 11,390 | 10,925 | 465 |
| Total Sheriff | <u>4,025,106</u> | <u>4,054,102</u> | <u>3,960,550</u> | <u>93,552</u> |
| Internet Crimes Task Force: | | | | |
| Personal services | 52,628 | 49,690 | 53,792 | (4,102) |
| Supplies, services and other charges | — | 9,251 | 7,733 | 1,518 |
| Capital outlay | — | 467 | — | 467 |
| Total Internet Crimes Task Force | <u>\$ 52,628</u> | <u>59,408</u> | <u>61,525</u> | <u>(2,117)</u> |

(Continued)

BOONE COUNTY, MISSOURI

**REQUIRED SUPPLEMENTARY INFORMATION
SCHEDULE OF REVENUES, EXPENDITURES AND CHANGES IN
FUND BALANCES - BUDGET AND ACTUAL - BUDGET BASIS -
GENERAL FUND**

For The Year Ended December 31, 2009

| | Original Budget | Final Revised Budget | Actual | Variance with Final Budget Positive (Negative) |
|---------------------------------------|--------------------|----------------------------|------------------|---|
| Corrections: | | | | |
| Personal services | \$ 2,840,958 | 2,839,983 | 2,608,208 | 231,775 |
| Supplies, services and other charges | 1,361,454 | 1,400,720 | 1,404,064 | (3,344) |
| Capital outlay | 35,389 | 30,389 | 28,957 | 1,432 |
| Total Corrections | <u>4,237,801</u> | <u>4,271,092</u> | <u>4,041,229</u> | <u>229,863</u> |
| Prosecuting Attorney: | | | | |
| Personal services | 1,376,022 | 1,376,022 | 1,339,921 | 36,101 |
| Supplies, services and other charges | 226,744 | 228,296 | 219,682 | 8,614 |
| Total Prosecuting Attorney | <u>1,602,766</u> | <u>1,604,318</u> | <u>1,559,603</u> | <u>44,715</u> |
| Victim Witness: | | | | |
| Personal services | 118,488 | 130,060 | 129,419 | 641 |
| Supplies, services and other charges | 20,690 | 33,158 | 32,708 | 450 |
| Total Victim Witness | <u>139,178</u> | <u>163,218</u> | <u>162,127</u> | <u>1,091</u> |
| IV-D: | | | | |
| Personal services | 404,667 | 404,748 | 397,734 | 7,014 |
| Supplies, services and other charges | 73,291 | 75,721 | 56,283 | 19,438 |
| Capital outlay | 174 | 174 | 163 | 11 |
| Total IV-D | <u>478,132</u> | <u>480,643</u> | <u>454,180</u> | <u>26,463</u> |
| Prosecuting Attorney Retirement: | | | | |
| Supplies, services and other charges | 7,752 | 7,752 | 7,752 | — |
| Total Prosecuting Attorney Retirement | <u>7,752</u> | <u>7,752</u> | <u>7,752</u> | <u>—</u> |
| Medical Examiner: | | | | |
| Supplies, services and other charges | 176,626 | 176,626 | 176,626 | — |
| Capital outlay | 20,754 | 20,754 | 20,754 | — |
| Total Medical Examiner | <u>197,380</u> | <u>197,380</u> | <u>197,380</u> | <u>—</u> |
| Public Defender: | | | | |
| Supplies, services and other charges | 27,373 | 27,373 | 27,373 | — |
| Total Public Defender | <u>27,373</u> | <u>27,373</u> | <u>27,373</u> | <u>—</u> |
| Emergency Services and Dispatch: | | | | |
| Supplies, services and other charges | 674,590 | 674,590 | 610,207 | 64,383 |
| Total Emergency Services and Dispatch | <u>674,590</u> | <u>674,590</u> | <u>610,207</u> | <u>64,383</u> |
| Total Law enforcement and judicial | \$ 14,889,211 | 15,122,226 | 14,417,924 | 704,302 |

(Continued)

BOONE COUNTY, MISSOURI

**REQUIRED SUPPLEMENTARY INFORMATION
SCHEDULE OF REVENUES, EXPENDITURES AND CHANGES IN
FUND BALANCES - BUDGET AND ACTUAL - BUDGET BASIS -
GENERAL FUND**

For The Year Ended December 31, 2009

| | Original Budget | Final Revised Budget | Actual | Variance with Final Budget Positive (Negative) |
|--|--------------------|----------------------------|-----------|---|
| Environment, public buildings, and infrastructure: | | | | |
| NID Administration: | | | | |
| Supplies, services and other charges | \$ 9,950 | 9,950 | 3,730 | 6,220 |
| Total NID Administration | 9,950 | 9,950 | 3,730 | 6,220 |
| Solid Waste Recycling: | | | | |
| Personal services | 15,994 | 16,062 | 16,062 | — |
| Supplies, services and other charges | 26,608 | 29,493 | 27,630 | 1,863 |
| Capital outlay | — | 9,777 | 9,776 | 1 |
| Total Solid Waste Recycling | 42,602 | 55,332 | 53,468 | 1,864 |
| Boone Co. Regional Sewer Dist. Mgmt. Service: | | | | |
| Personal services | 4,735 | 4,754 | 4,753 | 1 |
| Total Boone Co. Regional Sewer Dist. Mgmt. Service | 4,735 | 4,754 | 4,753 | 1 |
| Total Environment, public buildings, and infrastructure | 57,287 | 70,036 | 61,951 | 8,085 |
| Community health and public services: | | | | |
| Community Health: | | | | |
| Supplies, services and other charges | 978,179 | 978,179 | 820,402 | 157,777 |
| Total Community Health | 978,179 | 978,179 | 820,402 | 157,777 |
| Social Services: | | | | |
| Supplies, services and other charges | 129,073 | 129,073 | 113,311 | 15,762 |
| Total Social Services | 129,073 | 129,073 | 113,311 | 15,762 |
| Community Services: | | | | |
| Supplies, services and other charges | 199,260 | 201,010 | 201,010 | — |
| Total Community Services | 199,260 | 201,010 | 201,010 | — |
| Total Community health and public services | 1,306,512 | 1,308,262 | 1,134,723 | 173,539 |
| Economic vitality: | | | | |
| Economic Support: | | | | |
| Supplies, services and other charges | 66,000 | 66,000 | 66,000 | — |
| Total Economic Support | 66,000 | 66,000 | 66,000 | — |
| Total Economic vitality | 66,000 | 66,000 | 66,000 | — |
| Beautification and recreation: | | | | |
| Parks and Recreation: | | | | |
| Supplies, services and other charges | 37,108 | 77,119 | 58,877 | 18,242 |
| Total Parks and Recreation | 37,108 | 77,119 | 58,877 | 18,242 |
| Total Beautification and recreation | \$ 37,108 | 77,119 | 58,877 | 18,242 |

(Continued)

BOONE COUNTY, MISSOURI

**REQUIRED SUPPLEMENTARY INFORMATION
SCHEDULE OF REVENUES, EXPENDITURES AND CHANGES IN
FUND BALANCES - BUDGET AND ACTUAL - BUDGET BASIS -
GENERAL FUND**

For The Year Ended December 31, 2009

| | Original Budget | Final Revised Budget | Actual | Variance with Final Budget Positive (Negative) |
|---|-----------------------|----------------------------|---------------------|---|
| Planning and Zoning: | | | | |
| Personal services | \$ 331,365 | 331,365 | 324,861 | 6,504 |
| Supplies, services and other charges | 42,507 | 42,507 | 26,992 | 15,515 |
| Total Planning and Zoning | <u>373,872</u> | <u>373,872</u> | <u>351,853</u> | <u>22,019</u> |
| Building Codes: | | | | |
| Personal services | 349,107 | 349,107 | 344,043 | 5,064 |
| Supplies, services and other charges | 45,841 | 45,841 | 32,060 | 13,781 |
| Total Building Codes | <u>394,948</u> | <u>394,948</u> | <u>376,103</u> | <u>18,845</u> |
| Animal Control: | | | | |
| Supplies, services and other charges | 164,679 | 164,679 | 147,298 | 17,381 |
| Total Animal Control | <u>164,679</u> | <u>164,679</u> | <u>147,298</u> | <u>17,381</u> |
| On-Site Waste Water: | | | | |
| Supplies, services and other charges | 95,986 | 95,986 | 86,841 | 9,145 |
| Total On-Site Waste Water | <u>95,986</u> | <u>95,986</u> | <u>86,841</u> | <u>9,145</u> |
| Hinkson Creek Watershed: | | | | |
| Personal services | 54,340 | 54,340 | 28,750 | 25,590 |
| Supplies, services and other charges | 61,717 | 61,717 | 52,105 | 9,612 |
| Total Bonne Femme Creek Watershed | <u>116,057</u> | <u>116,057</u> | <u>80,855</u> | <u>35,202</u> |
| Total Protective inspection | <u>1,145,542</u> | <u>1,145,542</u> | <u>1,042,950</u> | <u>102,592</u> |
| Total expenditures | <u>24,939,579</u> | <u>25,110,569</u> | <u>22,777,444</u> | <u>2,333,125</u> |
| REVENUES OVER (UNDER) EXPENDITURES | (1,607,523) | (1,570,178) | (79,150) | 1,491,028 |
| OTHER FINANCING SOURCES (USES) | | | | |
| Transfers in | — | 681,909 | 741,090 | 59,181 |
| Transfers out | (120,000) | (818,900) | (698,900) | 120,000 |
| Insurance proceeds | — | 7,493 | 7,690 | 197 |
| Sale of capital assets | — | — | 4,883 | 4,883 |
| Total other financing sources (uses) | <u>(120,000)</u> | <u>(129,498)</u> | <u>54,763</u> | <u>184,261</u> |
| NET CHANGE IN FUND BALANCE | \$ <u>(1,727,523)</u> | <u>(1,699,676)</u> | <u>(24,387)</u> | <u>1,675,289</u> |
| FUND BALANCES (GAAP), beginning of year | | | 7,436,323 | |
| Less encumbrances, beginning of year | | | (89,009) | |
| Add encumbrances, end of year | | | <u>71,508</u> | |
| FUND BALANCES (GAAP), end of year | | | \$ <u>7,394,435</u> | |

BOONE COUNTY, MISSOURI

**REQUIRED SUPPLEMENTARY INFORMATION
SCHEDULE OF REVENUES, EXPENDITURES AND CHANGES IN
FUND BALANCES - BUDGET AND ACTUAL - BUDGET BASIS -
ROAD AND BRIDGE FUND
For The Year Ended December 31, 2009**

| | Original Budget | Final Revised Budget | Actual | Variance with Final Budget Positive (Negative) |
|--|-----------------------|----------------------------|---------------------|---|
| REVENUES | | | | |
| Property taxes | \$ 1,204,800 | 1,204,800 | 1,232,417 | 27,617 |
| Sales taxes | 11,989,500 | 11,989,500 | 11,478,664 | (510,836) |
| Licenses and permits | 13,000 | 13,000 | 10,897 | (2,103) |
| Intergovernmental | 1,919,550 | 1,919,550 | 1,916,727 | (2,823) |
| Charges for services | 33,395 | 53,771 | 60,144 | 6,373 |
| Investment income | 141,530 | 141,530 | 51,892 | (89,638) |
| Miscellaneous | 149,250 | 149,250 | 4,747 | (144,503) |
| Total revenues | <u>15,451,025</u> | <u>15,471,401</u> | <u>14,755,488</u> | <u>(715,913)</u> |
| EXPENDITURES | | | | |
| Environment, public buildings, and infrastructure: | | | | |
| Maintenance Operations: | | | | |
| Personal services | 2,955,006 | 2,955,087 | 2,818,954 | 136,133 |
| Supplies, services, and other charges | 7,074,236 | 7,040,356 | 5,250,361 | 1,789,995 |
| Capital outlay | 753,418 | 787,298 | 634,382 | 152,916 |
| Total Maintenance Operations | <u>10,782,660</u> | <u>10,782,741</u> | <u>8,703,697</u> | <u>2,079,044</u> |
| Design and Construction: | | | | |
| Personal services | 902,392 | 902,473 | 864,141 | 38,332 |
| Supplies, services, and other charges | 5,532,927 | 5,553,303 | 3,228,094 | 2,325,209 |
| Capital outlay | 43,605 | 43,605 | 40,777 | 2,828 |
| Total Design and Construction | <u>6,478,924</u> | <u>6,499,381</u> | <u>4,133,012</u> | <u>2,366,369</u> |
| Insurance Activity: | | | | |
| Supplies, services, and other charges | 40,000 | 58,075 | 24,278 | 33,797 |
| Capital outlay | — | — | — | — |
| Total Insurance Activity | <u>40,000</u> | <u>58,075</u> | <u>24,278</u> | <u>33,797</u> |
| Administration: | | | | |
| Distributions to other political subdivisions and other charges | 3,072,109 | 3,072,109 | 2,885,413 | 186,696 |
| Total Administration | <u>3,072,109</u> | <u>3,072,109</u> | <u>2,885,413</u> | <u>186,696</u> |
| Total Environment, public buildings, and infrastructure | <u>20,373,693</u> | <u>20,412,306</u> | <u>15,746,400</u> | <u>4,665,906</u> |
| Total expenditures | <u>20,373,693</u> | <u>20,412,306</u> | <u>15,746,400</u> | <u>4,665,906</u> |
| REVENUES OVER (UNDER) EXPENDITURES | (4,922,668) | (4,940,905) | (990,912) | 3,949,993 |
| OTHER FINANCING SOURCES (USES) | | | | |
| Insurance proceeds | — | 18,075 | 20,931 | 2,856 |
| Sale of capital assets | 1,000 | 1,000 | 6,267 | 5,267 |
| Total other financing sources (uses) | 1,000 | 1,000 | 27,198 | 8,123 |
| NET CHANGE IN FUND BALANCE | \$ <u>(4,921,668)</u> | <u>(4,939,905)</u> | (963,714) | <u>3,958,116</u> |
| FUND BALANCES (GAAP), beginning of year | | | 9,043,410 | |
| Less encumbrances, beginning of year | | | (1,340,571) | |
| Add encumbrances, end of year | | | <u>1,622,614</u> | |
| FUND BALANCES (GAAP), end of year | | | \$ <u>8,361,739</u> | |

BOONE COUNTY, MISSOURI

**REQUIRED SUPPLEMENTARY INFORMATION
SCHEDULE OF REVENUES, EXPENDITURES AND CHANGES IN FUND BALANCES -
BUDGET AND ACTUAL - BUDGET BASIS -
LAW ENFORCEMENT SERVICES FUND
For The Year Ended December 31, 2009**

| | Original Budget | Final Revised Budget | Actual | Variance with Final Budget Positive (Negative) |
|--|---------------------|----------------------------|---------------------|---|
| REVENUES | | | | |
| Sales taxes | \$ 2,899,000 | 2,899,000 | 2,782,843 | (116,157) |
| Investment income | 22,950 | 22,950 | 6,467 | (16,483) |
| Miscellaneous: | | | | |
| Other | — | — | 3,281 | 3,281 |
| Total revenues | <u>2,921,950</u> | <u>2,921,950</u> | <u>2,792,591</u> | <u>(129,359)</u> |
| EXPENDITURES | | | | |
| Law enforcement and judicial: | | | | |
| Emergency and Contingency: | | | | |
| Supplies, services, and other charges | 40,000 | 19,102 | — | 19,102 |
| Total Emergency and Contingency | <u>40,000</u> | <u>19,102</u> | <u>—</u> | <u>19,102</u> |
| Sheriff Operations: | | | | |
| Personal services | 1,087,469 | 1,087,469 | 1,074,156 | 13,313 |
| Supplies, services, and other charges | 175,788 | 197,763 | 162,380 | 35,383 |
| Capital outlay | 374,983 | 368,008 | 358,368 | 9,640 |
| Total Sheriff Operations | <u>1,638,240</u> | <u>1,653,240</u> | <u>1,594,904</u> | <u>58,336</u> |
| Corrections: | | | | |
| Personal services | 651,738 | 651,738 | 629,189 | 22,549 |
| Supplies, services, and other charges | 39,800 | 39,800 | 23,052 | 16,748 |
| Total Corrections | <u>691,538</u> | <u>691,538</u> | <u>652,241</u> | <u>39,297</u> |
| Prosecuting Attorney: | | | | |
| Personal services | 280,151 | 280,151 | 275,708 | 4,443 |
| Supplies, services, and other charges | 5,536 | 5,536 | 5,210 | 326 |
| Total Prosecuting Attorney | <u>285,687</u> | <u>285,687</u> | <u>280,918</u> | <u>4,769</u> |
| Alternative Sentencing Programs: | | | | |
| Personal services | 228,124 | 228,124 | 212,082 | 16,042 |
| Supplies, services, and other charges | 99,535 | 99,535 | 76,514 | 23,021 |
| Capital outlay | 1,200 | 1,200 | 1,040 | 160 |
| Total Alternative Sentencing Programs | <u>328,859</u> | <u>328,859</u> | <u>289,636</u> | <u>39,223</u> |
| Law Enforcement/Judicial Information System: | | | | |
| Supplies, services, and other charges | 51,126 | 47,092 | 31,063 | 16,029 |
| Capital outlay | — | 9,932 | 8,915 | 1,017 |
| Total Law Enforcement/Judicial Info System | <u>51,126</u> | <u>57,024</u> | <u>39,978</u> | <u>17,046</u> |
| Contract Inmate Housing: | | | | |
| Supplies, services, and other charges | 228,000 | 228,000 | 50,763 | 177,237 |
| Total Contract Inmate Housing | <u>228,000</u> | <u>228,000</u> | <u>50,763</u> | <u>177,237</u> |
| Information System—Court Only: | | | | |
| Supplies, services, and other charges | 5,100 | 5,100 | 2,100 | 3,000 |
| Capital outlay | — | — | — | — |
| Total Information System—Court Only | <u>5,100</u> | <u>5,100</u> | <u>2,100</u> | <u>3,000</u> |
| Total Law enforcement and judicial | <u>3,268,550</u> | <u>3,268,550</u> | <u>2,910,540</u> | <u>358,010</u> |
| Total expenditures | <u>3,268,550</u> | <u>3,268,550</u> | <u>2,910,540</u> | <u>358,010</u> |
| REVENUES OVER (UNDER) EXPENDITURES | (346,600) | 15,750 | (117,949) | 228,651 |
| OTHER FINANCING SOURCES (USES) | | | | |
| Sale of capital assets | 15,750 | 15,750 | 39,825 | 24,075 |
| Total other financing sources (uses) | 15,750 | 15,750 | 39,825 | 24,075 |
| NET CHANGE IN FUND BALANCE | \$ <u>(330,850)</u> | <u>(346,600)</u> | (78,124) | <u>252,726</u> |
| FUND BALANCES (GAAP), beginning of year | | | 1,509,216 | |
| Less encumbrances, beginning of year | | | (22,816) | |
| Add encumbrances, end of year | | | <u>14,411</u> | |
| FUND BALANCES (GAAP), end of year | | | \$ <u>1,422,687</u> | |

BOONE COUNTY, MISSOURI

NOTES TO BUDGETARY COMPARISON INFORMATION December 31, 2009

Explanation Of Budgetary Basis Of Accounting

The County's policy is to prepare the annual operating budget on a basis that includes encumbrances as the equivalent of expenditures. The statement of revenues, expenditures, and changes in fund balances-governmental funds excludes outstanding encumbrances in accordance with U.S. generally accepted accounting principles of the modified accrual basis of accounting. However, budgeted expenditures include both expenditures and encumbrances (budget basis). Therefore, in order to match reported results (actual) to the budget and to provide a useful comparison, it is necessary to include encumbrances outstanding at the end of the year and exclude encumbrances outstanding at the beginning of the year. Unencumbered appropriations lapse at year end.

Explanation Of Budgetary Process

The County follows these procedures in establishing the budgetary data using the following dates as targets:

- a. July: County Auditor develops and distributes budget guidelines and instructions to each elected official and department head.
- b. September 1: Budget requests due to County Auditor.
- c. September and October: The County Auditor and County Commission review budget requests and schedule work sessions with elected officials and department directors, as necessary.
- d. November 15: County Auditor delivers proposed Budget to County Commission.
- e. November 15 through December 15: County Commission holds public hearings on the Proposed Budget.
- f. January 10: Statutory deadline for adoption of the budget by the County Commission. However, in the year in which any commissioner's new term begins, the statutory deadline is January 31.

For fiscal year 2009, the County Commission adopted an annual budget for the General Fund, the Special Revenue Funds, the Capital Projects Funds, and the Internal Service Funds.

Budget amendments must be authorized by the County Commission or other appropriating authority as determined by state statute. Supplemental appropriations are made by the applicable authority throughout the year. Such supplemental appropriations were insignificant for the fiscal year ended December 31, 2009.

The County Commission approves the annual budget by class of transaction at the department level for each fund. The County also maintains an encumbrance accounting system as one technique of accomplishing budgetary control. Unencumbered appropriations lapse at fiscal year end, while open encumbrances are reported as reservations of fund balance at each year end.

BOONE COUNTY, MISSOURI

**REQUIRED SUPPLEMENTARY INFORMATION -
OTHER POST-EMPLOYMENT BENEFITS
December 31, 2009**

Schedule Of Funding Progress

| Actuarial Valuation Date | Actuarial Value Of Assets (a) | Actuarial Accrued Liability (AAL) (b) | Unfunded AAL (UAAL) | Funded Ratio (a/b) | Covered Payroll (c) | UAAL As A Percentage Of Covered Payroll {(b-a)/c} |
|---|--|--|------------------------------------|-----------------------------------|------------------------------------|--|
| 1/1/2008 | \$ — | \$ 422,000 | \$ 422,000 | 0% | \$ 16,830,000 | 3% |

Note: Pursuant to GASB Statement No. 45, actuarial valuations are required to be obtained for other post-employment benefits on a biannual basis. The County's next actuarial valuation will be obtained for the year beginning January 1, 2010.

Other Supplementary Information

**Combining And Individual Fund
Financial Statements And Schedules**

BOONE COUNTY, MISSOURI

**COMBINING BALANCE SHEET -
NONMAJOR GOVERNMENTAL FUNDS
December 31, 2009**

| | <u>Special Revenue</u> | <u>Debt Service</u> | <u>Capital Project</u> | <u>Total Nonmajor Governmental Funds</u> |
|--|----------------------------|-------------------------|----------------------------|--|
| ASSETS | | | | |
| Cash and cash equivalents | \$ 133,574 | — | 3,640 | 137,214 |
| Investments | 4,788,601 | 2,156,375 | 792,269 | 7,737,245 |
| Accrued interest | 9,434 | 434 | 825 | 10,693 |
| Accounts receivable | 108,794 | — | — | 108,794 |
| Commissions receivable | 205,708 | — | — | 205,708 |
| Assessments receivable | — | 180,613 | — | 180,613 |
| Due from other funds | 4,091 | — | — | 4,091 |
| Due from other governments | 47,106 | — | — | 47,106 |
| Prepaid items | 2,191 | — | — | 2,191 |
| Restricted assets: | | | | |
| Cash and cash equivalents | 239,268 | 724,513 | — | 963,781 |
| Total assets | <u>5,538,767</u> | <u>3,061,935</u> | <u>796,734</u> | <u>9,397,436</u> |
| LIABILITIES AND FUND BALANCES | | | | |
| Liabilities: | | | | |
| Accounts payable | 155,360 | — | 2,780 | 158,140 |
| Short-term notes payable | 550,000 | — | — | 550,000 |
| Wages payable | 27,632 | — | — | 27,632 |
| Accrued liabilities | 2,479 | — | — | 2,479 |
| Due to other funds | 749 | — | — | 749 |
| Due to others | 896 | — | — | 896 |
| Advance from other funds | 34,726 | — | — | 34,726 |
| Deferred revenue | 49,267 | 149,197 | — | 198,464 |
| Loans payable to other funds | 250,199 | — | — | 250,199 |
| Total liabilities | <u>1,071,308</u> | <u>149,197</u> | <u>2,780</u> | <u>1,223,285</u> |
| Fund balances: | | | | |
| Reserved for prepaid items | 2,191 | — | — | 2,191 |
| Reserved for NID projects | 239,268 | — | — | 239,268 |
| Reserved for debt service | — | 2,912,738 | — | 2,912,738 |
| Reserved for encumbrances | 905,932 | — | 3,640 | 909,572 |
| Undesignated | 3,320,068 | — | 790,314 | 4,110,382 |
| Total fund balances | <u>4,467,459</u> | <u>2,912,738</u> | <u>793,954</u> | <u>8,174,151</u> |
| Total liabilities and fund balances | <u>\$ 5,538,767</u> | <u>3,061,935</u> | <u>796,734</u> | <u>9,397,436</u> |

BOONE COUNTY, MISSOURI

**COMBINING STATEMENT OF REVENUES, EXPENDITURES AND
CHANGES IN FUND BALANCES -
NONMAJOR GOVERNMENTAL FUNDS
For The Year Ended December 31, 2009**

| | Special Revenue | Debt Service | Capital Project | Total Nonmajor Governmental Funds |
|---|---------------------|------------------|--------------------|---|
| REVENUES | | | | |
| Assessments | \$ 79,787 | 102,598 | — | 182,385 |
| Sales taxes | 247,554 | — | — | 247,554 |
| Licenses and permits | 58,702 | — | — | 58,702 |
| Intergovernmental | 888,583 | — | — | 888,583 |
| Charges for services | 1,548,588 | — | — | 1,548,588 |
| Fines and forfeitures | 27,747 | — | — | 27,747 |
| Investment income | 26,129 | 605 | (22) | 26,712 |
| Miscellaneous: | | | | |
| Contributions | 18,768 | — | — | 18,768 |
| Other | 10,358 | 46,380 | — | 56,738 |
| Total revenues | <u>2,906,216</u> | <u>149,583</u> | <u>(22)</u> | <u>3,055,777</u> |
| EXPENDITURES | | | | |
| Current: | | | | |
| Policy and administration | 1,098,400 | — | — | 1,098,400 |
| Law enforcement and judicial | 1,011,252 | — | — | 1,011,252 |
| Environment, public buildings, and infrastructure | 1,653,520 | — | — | 1,653,520 |
| Community health and public services | 32,711 | — | — | 32,711 |
| Interfund services used | 68,703 | — | — | 68,703 |
| Capital outlay | 460,033 | — | 69,007 | 529,040 |
| Debt service: | | | | |
| Principal retirement | — | 154,000 | — | 154,000 |
| Interest and fiscal charges | — | 157,700 | — | 157,700 |
| Total expenditures | <u>4,324,619</u> | <u>311,700</u> | <u>69,007</u> | <u>4,705,326</u> |
| REVENUES OVER (UNDER) EXPENDITURES | (1,418,403) | (162,117) | (69,029) | (1,649,549) |
| OTHER FINANCING SOURCES (USES) | | | | |
| Transfers in | — | 2,071,952 | 844,778 | 2,916,730 |
| Transfers out | (267,809) | (8,858) | — | (276,667) |
| Sale of capital assets | 21 | — | — | 21 |
| Total other financing sources (uses) | (267,788) | 2,063,094 | 844,778 | 2,640,084 |
| NET CHANGE IN FUND BALANCES | (1,686,191) | 1,900,977 | 775,749 | 990,535 |
| FUND BALANCES, beginning of year | <u>6,153,650</u> | <u>1,011,761</u> | <u>18,205</u> | <u>7,183,616</u> |
| FUND BALANCES, end of year | <u>\$ 4,467,459</u> | <u>2,912,738</u> | <u>793,954</u> | <u>8,174,151</u> |

BOONE COUNTY, MISSOURI

SPECIAL REVENUE FUNDS

Special Revenue Funds are used to account for the proceeds of specific or restricted revenue sources or to finance specified activities as required by law or administrative regulations.

Special Building Project Citizen Contribution Fund - To account for citizen contributions towards County building projects.

Assessment Fund - To account for the operations of the County Assessor's office, which includes the cost of performing a reassessment of all taxable real property as required by Statute 137.750. Financing is provided by the state and a commission received from property tax collections.

E-911 Emergency Telephone Fund - To account for the collection and disbursement of the 2% tax on land line local tariffs, authorized in Statute 190.305, which is used to operate the enhanced 911 emergency telephone system.

Domestic Violence Fund - To account for fees collected under Statute 455.2 to provide shelter for victims of domestic violence.

Hospital Profit Share Fund - To account for additional lease compensation moneys received pursuant to the lease of Boone Hospital Center.

Local Emergency Planning Committee Fund - To account for funds received by the Local Emergency Planning Committee from the State of Missouri.

Collector Tax Maintenance Fundy - To account for the additional delinquent fees and commissions authorized by Statute 52.312-317. The additional fees supplement the General Fund operating budget for the Collector.

Fairground Maintenance Fundy - To account for the maintenance and repair of the Boone County Fairgrounds. The resources of this fund were derived from the net insurance proceeds resulting from building damage sustained at the site in fiscal year 2002.

Election Services Fund - To account for charges levied to all entities participating in an election, not to exceed 5% of total election costs.

Election Equipment Replacement Fund - To account for moneys collected by the local election authority as an equipment rental fee while conducting local elections. This fund is intended to provide a means for accumulating resources for the eventual replacement of existing voting equipment

Sheriff Forfeiture Fund - To account for certain fines and forfeitures collected by the Sheriff's department.

Sheriff Training Fund - To account for fees collected under Statute 590 for providing training for peace officers.

Public Safety Citizen Contributions Fund - To account for private donations specifically set aside for the following programs: neighborhood watch, community traffic safety, Drug Abuse Resistance Education (D.A.R.E.), and internet crimes task force.

Law Enforcement Department of Justice Grants Fund - To account for U.S. Dept of Justice grant funds to be used for local law enforcement.

BOONE COUNTY, MISSOURI

SPECIAL REVENUE FUNDS (*Continued*)

Sheriff Civil Charges Fund - To account for civil charges collected by the Sheriff.

Sheriff Revolving Fund - To account for revolving funds collected by the Sheriff.

Inmate Security Fund - To account for fees authorized and collected for the purpose of developing, implementing, and maintaining a biometric verification system to ensure that inmates can be properly identified and tracked within the jail system.

Prosecuting Attorney Training Fund - To account for fees collected under Statute 56.765 for the purpose of providing additional training for prosecuting attorneys and their staff.

Prosecuting Attorney Tax Collection Fund - To account for fees collected under Statute 136.15 for the Prosecuting Attorney's collection of delinquent taxes, licenses, and fees for the State of Missouri.

Prosecuting Attorney Contingency Fund - To account for fees collected under Statute 56.330 for the payment of incidental expenses incurred in the Prosecuting Attorney's office.

Prosecuting Attorney Bad Check Collection Fund - To account for the revenues and expenditures of the Prosecuting Attorney for the collection of insufficient funds checks as provided in Statute 570.1. The Prosecuting Attorney retains a fee based on the amount of the collection recovered.

Prosecuting Attorney Forfeiture Fund - To account for federal drug money collected by the prosecuting attorney and used for expenditures related to the prosecution of drug-related cases.

Record Preservation Fund - To account for fees collected under Statute 59.319 for record storage, microfilming and preservation.

Family Services and Justice Fund-Accounts for the revenues and expenditures associated with family court. In 1993, the state legislature passed legislation that created a family court in the Thirteenth Judicial Circuit. The law provides for the collection of a \$30 fee per each family court case, which is deposited into this fund.

Circuit Drug Court Fund - To account for fees received from defendants who participate in the Drug Court program.

Administration of Justice Fund - To account for late fees collected pursuant to RSMo 488.5025.1-2 to be used for the general administration of justice.

Recovery Acts Cyber Crimes/VAW Fund - To account for expenditures and corresponding reimbursement revenues from federal stimulus (ARRA - American Recovery and Re-investment Act) pertaining to operation of the Cyber Crimes Investigative Unit and the Violence Against Women program.

JAG Recovery Act Stimulus Fund - To account for Justice Assistance Grant (JAG) expenditures and revenues received from federal stimulus funds (ARRA - American Recovery and Re-investment Act) to be used for local law enforcement.

Neighborhood Improvement Districts Fund - To account for the revenue and expenditures of construction and repair of roads and sewers in Neighborhood Improvement Districts (NIDs).

Law Library Fund - To account for fees collected under Statutes 514.47 and 514.48 for the maintenance and upkeep of a law library.

BOONE COUNTY, MISSOURI

**COMBINING BALANCE SHEET
NONMAJOR SPECIAL REVENUE FUNDS
December 31, 2009**

| | Special Bldg Project Citizen Contribution | Assessment | E-911 Emergency Telephone | Domestic Violence | Hospital Profit Share | Local Emergency Planning Committee | Collector Tax Maintenance | Fairground Maintenance | Election Services |
|--|--|------------------|---------------------------------|----------------------|--------------------------|---|---------------------------------|---------------------------|----------------------|
| ASSETS | | | | | | | | | |
| Cash and cash equivalents | \$ — | 68,425 | — | — | — | — | — | — | — |
| Investments | 2,098 | 1,645,067 | 685,687 | 17,232 | 84,838 | 34,418 | 241,983 | 53,096 | 244,226 |
| Accrued interest | 5 | 2,903 | 1,576 | 34 | 201 | 82 | 595 | 191 | 583 |
| Accounts receivable | — | 303 | 23,799 | 1,924 | — | — | 62,127 | 500 | — |
| Commissions receivable | — | 205,708 | — | — | — | — | — | — | — |
| Due from other funds | — | — | — | — | — | — | — | — | — |
| Due from other governments | — | — | — | — | — | — | — | — | — |
| Prepaid items | — | 310 | — | — | — | — | — | — | 634 |
| Restricted assets | | | | | | | | | |
| Cash and cash equivalents | — | — | — | — | — | — | — | — | — |
| Total assets | 2,103 | 1,922,716 | 711,062 | 19,190 | 85,039 | 34,500 | 304,705 | 53,787 | 245,443 |
| LIABILITIES AND FUND BALANCES | | | | | | | | | |
| Liabilities: | | | | | | | | | |
| Accounts payable | — | 1,434 | 8,538 | — | — | — | 972 | 37,507 | 697 |
| Short-term notes payable | — | — | — | — | — | — | — | — | — |
| Wages payable | — | 17,226 | — | — | — | — | — | — | — |
| Accrued liabilities | — | 1,629 | — | — | — | — | — | — | — |
| Due to other funds | — | — | — | — | — | — | — | — | — |
| Due to others | — | — | — | — | — | — | — | — | — |
| Advance from other funds | — | — | — | — | — | — | — | — | — |
| Deferred revenue | — | — | — | — | — | — | — | — | — |
| Loan payable to other funds | — | — | — | — | — | — | — | — | — |
| Total liabilities | — | 20,289 | 8,538 | — | — | — | 972 | 37,507 | 697 |
| Fund balances: | | | | | | | | | |
| Reserved for prepaid items | — | 310 | — | — | — | — | — | — | 634 |
| Reserved for NID projects | — | — | — | — | — | — | — | — | — |
| Reserved for encumbrances | — | 450,530 | — | — | — | — | — | — | — |
| Undesignated | 2,103 | 1,451,587 | 702,524 | 19,190 | 85,039 | 34,500 | 303,733 | 16,280 | 244,112 |
| Total fund balances | 2,103 | 1,902,427 | 702,524 | 19,190 | 85,039 | 34,500 | 303,733 | 16,280 | 244,746 |
| Total liabilities and fund balances | \$ 2,103 | 1,922,716 | 711,062 | 19,190 | 85,039 | 34,500 | 304,705 | 53,787 | 245,443 |

(Continued)

BOONE COUNTY, MISSOURI

**COMBINING BALANCE SHEET
NONMAJOR SPECIAL REVENUE FUNDS
December 31, 2009**

| | Election Equipment Replacement | Sheriff Forfeiture | Sheriff Training | Public Safety Citizen Contributions | Law Enforcement Department of Justice Grants | Sheriff Civil Charges | Sheriff Revolving | Inmate Security | Prosecuting Attorney Training | Prosecuting Attorney Tax Collection | Prosecuting Attorney Contingency |
|--|--------------------------------------|-----------------------|---------------------|---|---|-----------------------------|----------------------|--------------------|-------------------------------------|--|--|
| ASSETS | | | | | | | | | | | |
| Cash and cash equivalents | \$ — | — | — | — | — | — | — | — | — | — | 149 |
| Investments | 74,748 | 98,044 | 12,241 | 9,623 | 24,502 | 10,776 | 75,527 | 54,238 | 3,964 | 27,140 | — |
| Accrued interest | 180 | 258 | 34 | 22 | 95 | 97 | 178 | 124 | 10 | 73 | — |
| Accounts receivable | — | — | 1,678 | — | — | — | 782 | 1,673 | 414 | 2,429 | — |
| Commissions receivable | — | — | — | — | — | — | — | — | — | — | — |
| Due from other funds | — | — | 1,343 | — | — | — | — | — | — | — | — |
| Due from other governments | — | — | — | — | — | — | — | — | — | — | — |
| Prepaid items | — | — | 380 | — | — | — | — | — | — | — | — |
| Restricted Assets | | | | | | | | | | | |
| Cash and cash equivalents | — | — | — | — | — | — | — | — | — | — | — |
| Total assets | 74,928 | 98,302 | 15,676 | 9,645 | 24,597 | 10,873 | 76,487 | 56,035 | 4,388 | 29,642 | 149 |
| LIABILITIES AND FUND BALANCES | | | | | | | | | | | |
| Liabilities: | | | | | | | | | | | |
| Accounts payable | — | — | 2,396 | 30 | 9,392 | 1,341 | 781 | — | — | — | — |
| Short-term notes payable | — | — | — | — | — | — | — | — | — | — | — |
| Wages payable | — | — | — | — | — | — | — | — | — | 1,424 | — |
| Accrued liabilities | — | — | — | — | — | — | — | — | — | 109 | — |
| Due to other funds | — | 369 | 380 | — | — | — | — | — | — | — | — |
| Due to others | — | — | — | — | — | — | — | — | — | — | — |
| Advance from other funds | — | — | — | — | — | — | — | — | — | — | — |
| Deferred revenue | — | — | — | — | 14,577 | — | — | — | — | — | — |
| Loan payable to other funds | — | — | — | — | — | — | — | — | — | — | — |
| Total liabilities | — | 369 | 2,776 | 30 | 23,969 | 1,341 | 781 | — | — | 1,533 | — |
| Fund balances: | | | | | | | | | | | |
| Reserved for prepaid items | — | — | 380 | — | — | — | — | — | — | — | — |
| Reserved for NID projects | — | — | — | — | — | — | — | — | — | — | — |
| Reserved for encumbrances | — | — | — | — | 5,419 | — | 6,539 | — | — | — | — |
| Undesignated | 74,928 | 97,933 | 12,520 | 9,615 | (4,791) | 9,532 | 69,167 | 56,035 | 4,388 | 28,109 | 149 |
| Total fund balances | 74,928 | 97,933 | 12,900 | 9,615 | 628 | 9,532 | 75,706 | 56,035 | 4,388 | 28,109 | 149 |
| Total liabilities and fund balances | \$ 74,928 | 98,302 | 15,676 | 9,645 | 24,597 | 10,873 | 76,487 | 56,035 | 4,388 | 29,642 | 149 |

(Continued)

BOONE COUNTY, MISSOURI

**COMBINING BALANCE SHEET
NONMAJOR SPECIAL REVENUE FUNDS
December 31, 2009**

| | Prosecuting Attorney Bad Check Collection | Prosecuting Attorney Forfeiture | Record Preservation | Family Services and Justice | Circuit Drug Court | Administration of Justice | Recovery Acts Cyber Crimes/ VAW | JAG Recovery Act Stimulus | Neighborhood Improvement Districts | Law Library | Total Nonmajor Special Revenue Funds |
|--|--|---------------------------------------|------------------------|-----------------------------------|--------------------------|---------------------------------|---------------------------------------|---------------------------------|--|----------------|--|
| ASSETS | | | | | | | | | | | |
| Cash and cash equivalents | \$ 5 | — | — | — | — | — | 964 | — | 7,934 | 56,097 | 133,574 |
| Investments | 46,781 | 13,880 | 486,800 | 51,723 | 147,015 | 73,542 | — | 34,857 | 534,555 | — | 4,788,601 |
| Accrued interest | 141 | 33 | 1,166 | 118 | 342 | 172 | — | 138 | 83 | — | 9,434 |
| Accounts receivable | 110 | — | 542 | 8,125 | 2,995 | 1,393 | — | — | — | — | 108,794 |
| Commissions receivable | — | — | — | — | — | — | — | — | — | — | 205,708 |
| Due from other funds | — | — | — | — | — | — | 2,748 | — | — | — | 4,091 |
| Due from other governments | — | — | — | 7,820 | — | — | 39,286 | — | — | — | 47,106 |
| Prepaid items | — | — | 289 | — | — | — | 578 | — | — | — | 2,191 |
| Restricted Assets | | | | | | | | | | | |
| Cash and cash equivalents | — | — | — | — | — | — | — | — | 239,268 | — | 239,268 |
| Total assets | 47,037 | 13,913 | 488,797 | 67,786 | 150,352 | 75,107 | 43,576 | 34,995 | 781,840 | 56,097 | 5,538,767 |
| LIABILITIES AND FUND BALANCES | | | | | | | | | | | |
| Liabilities: | | | | | | | | | | | |
| Accounts payable | 2,169 | — | 289 | 30,168 | 2,670 | — | 1,730 | — | 55,246 | — | 155,360 |
| Short-term notes payable | — | — | — | — | — | — | — | — | 550,000 | — | 550,000 |
| Wages payable | 2,555 | — | — | — | — | — | 6,427 | — | — | — | 27,632 |
| Accrued liabilities | 157 | — | — | — | — | — | 584 | — | — | — | 2,479 |
| Due to other funds | — | — | — | — | — | — | — | — | — | — | 749 |
| Due to others | 896 | — | — | — | — | — | — | — | — | — | 896 |
| Advance from other funds | — | — | — | — | — | — | 34,726 | — | — | — | 34,726 |
| Deferred revenue | — | — | — | — | — | — | — | 34,690 | — | — | 49,267 |
| Loan payable to other funds | — | — | — | — | — | — | — | — | 250,199 | — | 250,199 |
| Total liabilities | 5,777 | — | 289 | 30,168 | 2,670 | — | 43,467 | 34,690 | 855,445 | — | 1,071,308 |
| Fund balances: | | | | | | | | | | | |
| Reserved for prepaid items | — | — | 289 | — | — | — | 578 | — | — | — | 2,191 |
| Reserved for NID projects | — | — | — | — | — | — | — | — | 239,268 | — | 239,268 |
| Reserved for encumbrances | — | — | — | — | 301 | 904 | — | 2,077 | 440,162 | — | 905,932 |
| Undesignated | 41,260 | 13,913 | 488,219 | 37,618 | 147,381 | 74,203 | (469) | (1,772) | (753,035) | 56,097 | 3,320,068 |
| Total fund balances | 41,260 | 13,913 | 488,508 | 37,618 | 147,682 | 75,107 | 109 | 305 | (73,605) | 56,097 | 4,467,459 |
| Total liabilities and fund balances | \$ 47,037 | 13,913 | 488,797 | 67,786 | 150,352 | 75,107 | 43,576 | 34,995 | 781,840 | 56,097 | 5,538,767 |

BOONE COUNTY, MISSOURI

**COMBINING STATEMENT OF REVENUES, EXPENDITURES, AND CHANGES IN FUND BALANCES
NONMAJOR SPECIAL REVENUE FUNDS
December 31, 2009**

| | Special Bldg Project Citizen Contribution | Assessment | E-911 Emergency Telephone | Domestic Violence | Hospital Profit Share | Local Emergency Planning Committee | Collector Tax Maintenance | Fairground Maintenance | Election Services |
|--|--|------------|---------------------------------|----------------------|--------------------------|---|---------------------------------|---------------------------|----------------------|
| REVENUES | | | | | | | | | |
| Assessments | \$ — | — | — | — | — | — | — | — | — |
| Sales taxes | — | — | 247,554 | — | — | — | — | — | — |
| Licenses and permits | — | — | — | — | — | — | — | — | — |
| Intergovernmental | — | 250,057 | — | — | — | 16,397 | — | 19,005 | 42,405 |
| Charges for services | — | 842,330 | — | 33,827 | — | — | 178,406 | — | 6,262 |
| Fines and forfeitures | — | — | — | — | — | — | — | — | — |
| Investment income | 11 | 8,984 | 3,605 | 62 | 483 | 155 | 1,835 | 1,182 | 1,251 |
| Miscellaneous: | | | | | | | | | |
| Contributions | — | — | — | — | — | — | — | 17,720 | — |
| Other | — | 6,651 | — | — | — | — | — | 500 | — |
| Total revenues | 11 | 1,108,022 | 251,159 | 33,889 | 483 | 16,552 | 180,241 | 38,407 | 49,918 |
| EXPENDITURES | | | | | | | | | |
| Current: | | | | | | | | | |
| Policy and administration | — | 1,021,195 | — | — | — | — | 11,150 | — | 6,871 |
| Law enforcement and judicial | — | — | 136,136 | — | — | — | — | — | — |
| Environment, public buildings, and infrastructure | — | — | — | — | — | — | — | 27,884 | — |
| Community health and public services | — | — | — | 32,414 | — | 297 | — | — | — |
| Interfund services used | — | — | — | — | — | — | 68,703 | — | — |
| Capital outlay | — | 27,440 | 32,179 | — | — | — | 24,947 | 256,762 | 116 |
| Total expenditures | — | 1,048,635 | 168,315 | 32,414 | — | 297 | 104,800 | 284,646 | 6,987 |
| REVENUES OVER (UNDER) EXPENDITURES | 11 | 59,387 | 82,844 | 1,475 | 483 | 16,255 | 75,441 | (246,239) | 42,931 |
| OTHER FINANCING SOURCES (USES) | | | | | | | | | |
| Transfers out | — | — | — | — | — | — | (59,182) | — | — |
| Sale of capital assets | — | 14 | 5 | — | — | — | — | — | — |
| Total other financing sources (uses) | — | 14 | 5 | — | — | — | (59,182) | — | — |
| NET CHANGE IN FUND BALANCES | 11 | 59,401 | 82,849 | 1,475 | 483 | 16,255 | 16,259 | (246,239) | 42,931 |
| FUND BALANCES, beginning of year | 2,092 | 1,843,026 | 619,675 | 17,715 | 84,556 | 18,245 | 287,474 | 262,519 | 201,815 |
| FUND BALANCES, end of year | \$ 2,103 | 1,902,427 | 702,524 | 19,190 | 85,039 | 34,500 | 303,733 | 16,280 | 244,746 |

(Continued)

BOONE COUNTY, MISSOURI

**COMBINING STATEMENT OF REVENUES, EXPENDITURES, AND CHANGES IN FUND BALANCES
NONMAJOR SPECIAL REVENUE FUNDS
December 31, 2009**

| | Election Equipment Replacement | Sheriff Forfeiture | Sheriff Training | Public Safety Citizen Contributions | Law Enforcement Department of Justice Grants | Sheriff Civil Charges | Sheriff Revolving | Inmate Security | Prosecuting Attorney Training | Prosecuting Attorney Tax Collection | Prosecuting Attorney Contingency |
|--|--------------------------------------|-----------------------|---------------------|---|---|-----------------------------|----------------------|--------------------|-------------------------------------|--|--|
| REVENUES | | | | | | | | | | | |
| Assessments | \$ — | — | — | — | — | — | — | — | — | — | — |
| Sales taxes | — | — | — | — | — | — | — | — | — | — | — |
| Licenses and permits | — | — | — | — | — | — | 58,702 | — | — | — | — |
| Intergovernmental | — | — | 9,051 | — | 91,750 | — | — | — | — | — | — |
| Charges for services | 5,250 | — | 20,353 | — | — | 50,000 | — | 20,268 | 5,125 | 30,232 | 19,028 |
| Fines and forfeitures | — | — | — | — | — | — | — | — | — | — | — |
| Investment income | 417 | 626 | 92 | 57 | 117 | 310 | 401 | 251 | 32 | 215 | 371 |
| Miscellaneous: | | | | | | | | | | | |
| Contributions | — | — | — | 1,048 | — | — | — | — | — | — | — |
| Other | — | — | — | — | — | — | — | — | — | 349 | — |
| Total revenues | 5,667 | 626 | 29,496 | 1,105 | 91,867 | 50,310 | 59,103 | 20,519 | 5,157 | 30,796 | 19,399 |
| EXPENDITURES | | | | | | | | | | | |
| Current: | | | | | | | | | | | |
| Policy and administration | — | — | — | — | — | — | — | — | — | — | — |
| Law enforcement and judicial | — | 8,779 | 37,909 | 2,625 | 73,526 | 9,209 | 29,578 | — | 5,731 | 47,497 | 20,000 |
| Environment, public buildings, and infrastructure | — | — | — | — | — | — | — | — | — | — | — |
| Community health and public services | — | — | — | — | — | — | — | — | — | — | — |
| Interfund services used | — | — | — | — | — | — | — | — | — | — | — |
| Capital outlay | — | 2,900 | — | — | 18,224 | — | 7,850 | — | — | — | — |
| Total expenditures | — | 11,679 | 37,909 | 2,625 | 91,750 | 9,209 | 37,428 | — | 5,731 | 47,497 | 20,000 |
| REVENUES OVER (UNDER) EXPENDITURES | 5,667 | (11,053) | (8,413) | (1,520) | 117 | 41,101 | 21,675 | 20,519 | (574) | (16,701) | (601) |
| OTHER FINANCING SOURCES (USES) | | | | | | | | | | | |
| Transfers out | — | (3,050) | — | — | — | (180,000) | — | — | — | — | — |
| Sale of capital assets | — | — | — | — | — | — | — | — | — | — | — |
| Total other financing sources (uses) | — | (3,050) | — | — | — | (180,000) | — | — | — | — | — |
| NET CHANGE IN FUND BALANCES | 5,667 | (14,103) | (8,413) | (1,520) | 117 | (138,899) | 21,675 | 20,519 | (574) | (16,701) | (601) |
| FUND BALANCES, beginning of year | 69,261 | 112,036 | 21,313 | 11,135 | 511 | 148,431 | 54,031 | 35,516 | 4,962 | 44,810 | 750 |
| FUND BALANCES, end of year | \$ 74,928 | 97,933 | 12,900 | 9,615 | 628 | 9,532 | 75,706 | 56,035 | 4,388 | 28,109 | 149 |

(Continued)

BOONE COUNTY, MISSOURI

**COMBINING STATEMENT OF REVENUES, EXPENDITURES, AND CHANGES IN FUND BALANCES
NONMAJOR SPECIAL REVENUE FUNDS
December 31, 2009**

| | Prosecuting Attorney Bad Check Collection | Prosecuting Attorney Forfeiture | Record Preservation | Family Services and Justice | Circuit Drug Court | Administration of Justice | Recovery Act Grants CC & VAW | JAG Recovery Act Stimulus | Neighborhood Improvement Districts | Law Library | Total Nonmajor Special Revenue Funds |
|--|--|---------------------------------------|------------------------|-----------------------------------|--------------------------|---------------------------------|------------------------------------|---------------------------------|--|----------------|--|
| REVENUES | | | | | | | | | | | |
| Assessments | \$ — | — | — | — | — | — | — | — | 79,787 | — | 79,787 |
| Sales taxes | — | — | — | — | — | — | — | — | — | — | 247,554 |
| Licenses and permits | — | — | — | — | — | — | — | — | — | — | 58,702 |
| Intergovernmental | — | — | — | 30,151 | — | — | 136,479 | 293,288 | — | — | 888,583 |
| Charges for services | 76,558 | — | 116,323 | 89,885 | 35,496 | 19,245 | — | — | — | — | 1,548,588 |
| Fines and forfeitures | — | — | — | — | — | — | — | — | — | 27,747 | 27,747 |
| Investment income | 417 | 79 | 2,719 | 326 | 779 | 372 | — | 305 | 338 | 337 | 26,129 |
| Miscellaneous: | | | | | | | | | | | |
| Contributions | — | — | — | — | — | — | — | — | — | — | 18,768 |
| Other | 1,350 | — | — | 981 | 527 | — | — | — | — | — | 10,358 |
| Total revenues | 78,325 | 79 | 119,042 | 121,343 | 36,802 | 19,617 | 136,479 | 293,593 | 80,125 | 28,084 | 2,906,216 |
| EXPENDITURES | | | | | | | | | | | |
| Current: | | | | | | | | | | | |
| Policy and administration | — | — | 59,184 | — | — | — | — | — | — | — | 1,098,400 |
| Law enforcement and judicial | 112,724 | — | — | 131,777 | 14,166 | 1,363 | 130,633 | 224,891 | — | 24,708 | 1,011,252 |
| Environment, public buildings, and infrastructure | — | — | — | — | — | — | — | — | 1,625,636 | — | 1,653,520 |
| Community health and public services | — | — | — | — | — | — | — | — | — | — | 32,711 |
| Interfund services used | — | — | — | — | — | — | — | — | — | — | 68,703 |
| Capital outlay | — | — | 15,481 | — | — | — | 5,737 | 68,397 | — | — | 460,033 |
| Total expenditures | 112,724 | — | 74,665 | 131,777 | 14,166 | 1,363 | 136,370 | 293,288 | 1,625,636 | 24,708 | 4,324,619 |
| REVENUES OVER (UNDER) EXPENDITURES | (34,399) | 79 | 44,377 | (10,434) | 22,636 | 18,254 | 109 | 305 | (1,545,511) | 3,376 | (1,418,403) |
| OTHER FINANCING SOURCES (USES) | | | | | | | | | | | |
| Transfers out | — | — | — | — | — | — | — | — | (25,577) | — | (267,809) |
| Sale of capital assets | 2 | — | — | — | — | — | — | — | — | — | 21 |
| Total other financing sources (uses) | 2 | — | — | — | — | — | — | — | (25,577) | — | (267,788) |
| NET CHANGE IN FUND BALANCES | (34,397) | 79 | 44,377 | (10,434) | 22,636 | 18,254 | 109 | 305 | (1,571,088) | 3,376 | (1,686,191) |
| FUND BALANCES, beginning of year | 75,657 | 13,834 | 444,131 | 48,052 | 125,046 | 56,853 | — | — | 1,497,483 | 52,721 | 6,153,650 |
| FUND BALANCES, end of year | \$ 41,260 | 13,913 | 488,508 | 37,618 | 147,682 | 75,107 | 109 | 305 | (73,605) | 56,097 | 4,467,459 |

BOONE COUNTY, MISSOURI

**SCHEDULE OF REVENUES, EXPENDITURES AND CHANGES IN FUND
BALANCES - BUDGET AND ACTUAL - BUDGET BASIS -
SPECIAL BUILDING PROJECT CITIZEN CONTRIBUTION FUND
For The Year Ended December 31, 2009**

| | Final Revised Budget | Actual | Variance with Final Budget Positive (Negative) |
|---|----------------------------|-------------------|---|
| | <u> </u> | <u> </u> | <u> </u> |
| REVENUES | | | |
| Investment income | \$ 92 | 11 | (81) |
| Total revenues | <u>92</u> | <u>11</u> | <u>(81)</u> |
| EXPENDITURES | | | |
| Supplies, services, and other charges | — | — | — |
| Capital outlay | — | — | — |
| Total expenditures | <u>—</u> | <u>—</u> | <u>—</u> |
| REVENUES OVER (UNDER) EXPENDITURES | \$ <u>92</u> | 11 | <u>(81)</u> |
| FUND BALANCE (GAAP), beginning of year | | <u>2,092</u> | |
| FUND BALANCE (GAAP), end of year | | \$ <u>2,103</u> | |

BOONE COUNTY, MISSOURI

**SCHEDULE OF REVENUES, EXPENDITURES AND CHANGES
IN FUND BALANCES -BUDGET AND ACTUAL - BUDGET BASIS -
ASSESSMENT FUND**

For The Year Ended December 31, 2009

| | Final Revised Budget | Actual | Variance with Final Budget Positive (Negative) |
|---|----------------------------|----------------------------|---|
| | <u> </u> | <u> </u> | <u> </u> |
| REVENUES | | | |
| Intergovernmental | \$ 365,484 | 250,057 | (115,427) |
| Charges for services | 965,000 | 842,330 | (122,670) |
| Investment income | 27,815 | 8,984 | (18,831) |
| Miscellaneous: | | | |
| Other | <u>12,000</u> | <u>6,651</u> | <u>(5,349)</u> |
| Total revenues | <u>1,370,299</u> | <u>1,108,022</u> | <u>(262,277)</u> |
| EXPENDITURES | | | |
| Personal services | 841,072 | 738,887 | 102,185 |
| Supplies, services, and other charges | 418,909 | 151,808 | 267,101 |
| Capital outlay | <u>29,150</u> | <u>27,440</u> | <u>1,710</u> |
| Total expenditures | <u>1,289,131</u> | <u>918,135</u> | <u>370,996</u> |
| REVENUES OVER (UNDER) EXPENDITURES | <u>81,168</u> | <u>189,887</u> | <u>108,719</u> |
| OTHER FINANCING SOURCES (USES) | | | |
| Sale of capital assets | <u>—</u> | <u>14</u> | <u>14</u> |
| Total other financing sources (uses) | — | 14 | 14 |
| NET CHANGE IN FUND BALANCE | \$ <u><u>81,168</u></u> | 189,901 | <u><u>108,747</u></u> |
| FUND BALANCE (GAAP), beginning of year | | 1,843,026 | |
| Less encumbrances, beginning of year | | (581,030) | |
| Add encumbrances, end of year | | <u>450,530</u> | |
| FUND BALANCE (GAAP), end of year | | \$ <u><u>1,902,427</u></u> | |

BOONE COUNTY, MISSOURI

**SCHEDULE OF REVENUES, EXPENSES AND CHANGES
IN FUND BALANCES -BUDGET AND ACTUAL - BUDGET BASIS -
E-911 EMERGENCY TELEPHONE FUND
For The Year Ended December 31, 2009**

| | Final Revised Budget | Actual | Variance with Final Budget Positive (Negative) |
|---|-----------------------------|-----------------------------|---|
| | <u> </u> | <u> </u> | <u> </u> |
| REVENUES | | | |
| Sales taxes | \$ 220,800 | 247,554 | 26,754 |
| Investment income | <u>14,000</u> | <u>3,605</u> | <u>(10,395)</u> |
| Total revenues | <u>234,800</u> | <u>251,159</u> | <u>16,359</u> |
| EXPENDITURES | | | |
| Supplies, services, and other charges | 182,300 | 136,136 | 46,164 |
| Capital outlay | <u>65,000</u> | <u>32,179</u> | <u>32,821</u> |
| Total expenditures | <u>247,300</u> | <u>168,315</u> | <u>78,985</u> |
| REVENUES OVER (UNDER) EXPENDITURES | (12,500) | 82,844 | 95,344 |
| OTHER FINANCING SOURCES (USES) | | | |
| Sale of capital assets | <u>—</u> | <u>5</u> | <u>5</u> |
| Total other financing sources (uses) | — | 5 | 5 |
| NET CHANGE IN FUND BALANCE | \$ <u>(12,500)</u> | 82,849 | <u>95,349</u> |
| FUND BALANCE (GAAP), beginning of year | | <u>619,675</u> | |
| FUND BALANCE (GAAP), end of year | | \$ <u>702,524</u> | |

BOONE COUNTY, MISSOURI

**SCHEDULE OF REVENUES, EXPENSES AND CHANGES
IN FUND BALANCES -BUDGET AND ACTUAL - BUDGET BASIS -
DOMESTIC VIOLENCE FUND**

For The Year Ended December 31, 2009

| | Final Revised Budget | Actual | Variance with Final Budget Positive (Negative) |
|---|----------------------------|-------------------------|---|
| | <u> </u> | <u> </u> | <u> </u> |
| REVENUES | | | |
| Charges for services | \$ 30,900 | 33,827 | 2,927 |
| Investment income | <u>255</u> | <u>62</u> | <u>(193)</u> |
| Total revenues | <u>31,155</u> | <u>33,889</u> | <u>2,734</u> |
| EXPENDITURES | | | |
| Supplies, services, and other charges | <u>33,000</u> | <u>32,414</u> | <u>586</u> |
| Total expenditures | <u>33,000</u> | <u>32,414</u> | <u>586</u> |
| REVENUES OVER (UNDER) EXPENDITURES | \$ <u><u>(1,845)</u></u> | 1,475 | <u><u>3,320</u></u> |
| FUND BALANCE (GAAP), beginning of year | | <u>17,715</u> | |
| FUND BALANCE (GAAP), end of year | | \$ <u><u>19,190</u></u> | |

BOONE COUNTY, MISSOURI

**SCHEDULE OF REVENUES, EXPENSES AND CHANGES
IN FUND BALANCES - BUDGET AND ACTUAL - BUDGET BASIS -
HOSPITAL PROFIT SHARE FUND
For The Year Ended December 31, 2009**

| | Final Revised Budget | Actual | Variance with Final Budget Positive (Negative) |
|---|-----------------------------|-----------------------------|---|
| | <u> </u> | <u> </u> | <u> </u> |
| REVENUES | | | |
| Investment income | \$ <u>1,900</u> | <u>483</u> | <u>(1,417)</u> |
| Total revenues | <u>1,900</u> | <u>483</u> | <u>(1,417)</u> |
| EXPENDITURES | | | |
| Supplies, services, and other charges | <u>40,000</u> | <u>—</u> | <u>40,000</u> |
| Total expenditures | <u>40,000</u> | <u>—</u> | <u>40,000</u> |
| REVENUES OVER (UNDER) EXPENDITURES | \$ <u><u>(38,100)</u></u> | 483 | <u><u>38,583</u></u> |
| FUND BALANCE (GAAP), beginning of year | | <u>84,556</u> | |
| FUND BALANCE (GAAP), end of year | | \$ <u><u>85,039</u></u> | |

BOONE COUNTY, MISSOURI

**SCHEDULE OF REVENUES, EXPENSES AND CHANGES
IN FUND BALANCES - BUDGET AND ACTUAL - BUDGET BASIS -
LOCAL EMERGENCY PLANNING COMMITTEE FUND
For The Year Ended December 31, 2009**

| | Final Revised Budget | Actual | Variance with Final Budget Positive (Negative) |
|---|----------------------------|-------------------------|---|
| | <u> </u> | <u> </u> | <u> </u> |
| REVENUES | | | |
| Intergovernmental | \$ 10,300 | 16,397 | 6,097 |
| Investment income | 885 | 155 | (730) |
| | <u>11,185</u> | <u>16,552</u> | <u>5,367</u> |
| Total revenues | <u>11,185</u> | <u>16,552</u> | <u>5,367</u> |
| EXPENDITURES | | | |
| Supplies, services, and other charges | 25,100 | 297 | 24,803 |
| Capital outlay | 2,000 | — | 2,000 |
| | <u>27,100</u> | <u>297</u> | <u>26,803</u> |
| Total expenditures | <u>27,100</u> | <u>297</u> | <u>26,803</u> |
| REVENUES OVER (UNDER) EXPENDITURES | \$ <u><u>(15,915)</u></u> | 16,255 | <u><u>32,170</u></u> |
| FUND BALANCE (GAAP), beginning of year | | <u>18,245</u> | |
| FUND BALANCE (GAAP), end of year | | \$ <u><u>34,500</u></u> | |

See accompanying independent auditors' report.

BOONE COUNTY, MISSOURI

**SCHEDULE OF REVENUES, EXPENSES AND CHANGES
IN FUND BALANCES - BUDGET AND ACTUAL - BUDGET BASIS -
COLLECTOR TAX MAINTENANCE FUND
For The Year Ended December 31, 2009**

| | Final Revised Budget | Actual | Variance with Final Budget Positive (Negative) |
|---|----------------------------|--------------------------|---|
| REVENUES | | | |
| Charges for services | \$ 214,627 | 178,406 | (36,221) |
| Investment income | 8,128 | 1,835 | (6,293) |
| Total revenues | <u>222,755</u> | <u>180,241</u> | <u>(42,514)</u> |
| EXPENDITURES | | | |
| Personal services | 1,958 | — | 1,958 |
| Supplies, services, and other charges | 197,808 | 79,853 | 117,955 |
| Capital outlay | 24,947 | 24,947 | — |
| Total expenditures | <u>224,713</u> | <u>104,800</u> | <u>119,913</u> |
| REVENUES OVER (UNDER) EXPENDITURES | (1,958) | 75,441 | 77,399 |
| OTHER FINANCING SOURCES (USES) | | | |
| Transfers out | — | (59,182) | (59,182) |
| Total other financing sources (uses) | — | (59,182) | (59,182) |
| NET CHANGE IN FUND BALANCE | \$ <u>(1,958)</u> | 16,259 | <u>(40,965)</u> |
| FUND BALANCE (GAAP), beginning of year | | <u>287,474</u> | |
| FUND BALANCE (GAAP), end of year | | \$ <u><u>303,733</u></u> | |

See accompanying independent auditors' report.

BOONE COUNTY, MISSOURI

**SCHEDULE OF REVENUES, EXPENSES AND CHANGES
IN FUND BALANCES - BUDGET AND ACTUAL - BUDGET BASIS -
FAIRGROUND MAINTENANCE FUND
For The Year Ended December 31, 2009**

| | Final Revised Budget | Actual | Variance with Final Budget Positive (Negative) |
|---|----------------------------|-------------------------|---|
| REVENUES | | | |
| Intergovernmental | \$ 19,005 | 19,005 | — |
| Investment income | — | 1,182 | 1,182 |
| Miscellaneous: | | | |
| Contributions | 15,720 | 17,720 | 2,000 |
| Other | 500 | 500 | — |
| Total revenues | <u>35,225</u> | <u>38,407</u> | <u>3,182</u> |
| EXPENDITURES | | | |
| Supplies, services, and other charges | 27,885 | 27,884 | 1 |
| Capital outlay | 256,843 | 256,762 | 81 |
| Total expenditures | <u>284,728</u> | <u>284,646</u> | <u>82</u> |
| REVENUES OVER (UNDER) EXPENDITURES | \$ <u><u>(249,503)</u></u> | (246,239) | <u><u>3,264</u></u> |
| FUND BALANCE (GAAP), beginning of year | | <u>262,519</u> | |
| FUND BALANCE (GAAP), end of year | | \$ <u><u>16,280</u></u> | |

BOONE COUNTY, MISSOURI

**SCHEDULE OF REVENUES, EXPENSES AND CHANGES
IN FUND BALANCES - BUDGET AND ACTUAL - BUDGET BASIS -
ELECTION SERVICES FUND**

For The Year Ended December 31, 2009

| | Final Revised Budget | Actual | Variance with Final Budget Positive (Negative) |
|---|----------------------------|-------------------|---|
| | <u> </u> | <u> </u> | <u> </u> |
| REVENUES | | | |
| Intergovernmental | \$ 16,000 | 42,405 | 26,405 |
| Charges for services | 8,500 | 6,262 | (2,238) |
| Investment income | 3,800 | 1,251 | (2,549) |
| | <u> </u> | <u> </u> | <u> </u> |
| Total revenues | <u>28,300</u> | <u>49,918</u> | <u>21,618</u> |
| EXPENDITURES | | | |
| Supplies, services, and other charges | 92,050 | 6,871 | 85,179 |
| Capital outlay | 7,250 | 116 | 7,134 |
| | <u> </u> | <u> </u> | <u> </u> |
| Total expenditures | <u>99,300</u> | <u>6,987</u> | <u>92,313</u> |
| REVENUES OVER (UNDER) EXPENDITURES | \$ <u>(71,000)</u> | 42,931 | <u>113,931</u> |
| FUND BALANCE (GAAP), beginning of year | | <u>201,815</u> | |
| FUND BALANCE (GAAP), end of year | | \$ <u>244,746</u> | |

BOONE COUNTY, MISSOURI

**SCHEDULE OF REVENUES, EXPENSES AND CHANGES
IN FUND BALANCES - BUDGET AND ACTUAL - BUDGET BASIS -
ELECTION EQUIPMENT REPLACEMENT FUND
For The Year Ended December 31, 2009**

| | Final Revised Budget | Actual | Variance with Final Budget Positive (Negative) |
|---|----------------------------|-------------------|---|
| | <u> </u> | <u> </u> | <u> </u> |
| REVENUES | | | |
| Charges for services | \$ — | 5,250 | 5,250 |
| Investment income | <u>870</u> | <u>417</u> | <u>(453)</u> |
| Total revenues | <u>870</u> | <u>5,667</u> | <u>4,797</u> |
| EXPENDITURES | <u>—</u> | <u>—</u> | <u>—</u> |
| Total expenditures | <u>—</u> | <u>—</u> | <u>—</u> |
| REVENUES OVER (UNDER) EXPENDITURES | \$ <u>870</u> | 5,667 | <u>4,797</u> |
| FUND BALANCE (GAAP), beginning of year | | <u>69,261</u> | |
| FUND BALANCE (GAAP), end of year | | \$ <u>74,928</u> | |

BOONE COUNTY, MISSOURI

**SCHEDULE OF REVENUES, EXPENSES AND CHANGES
IN FUND BALANCES - BUDGET AND ACTUAL - BUDGET BASIS -
SHERIFF FORFEITURE FUND**

For The Year Ended December 31, 2009

| | Final Revised Budget | Actual | Variance with Final Budget Positive (Negative) |
|---|----------------------------|-------------------|---|
| | <u> </u> | <u> </u> | <u> </u> |
| REVENUES | | | |
| Investment income | \$ 2,680 | 626 | (2,054) |
| | <u> </u> | <u> </u> | <u> </u> |
| Total revenues | 2,680 | 626 | (2,054) |
| | <u> </u> | <u> </u> | <u> </u> |
| EXPENDITURES | | | |
| Personal services | 6,496 | 6,495 | 1 |
| Supplies, services, and other charges | 3,434 | 2,284 | 1,150 |
| Capital outlay | 4,500 | 2,900 | 1,600 |
| | <u> </u> | <u> </u> | <u> </u> |
| Total expenditures | 14,430 | 11,679 | 2,751 |
| | <u> </u> | <u> </u> | <u> </u> |
| REVENUES OVER (UNDER) EXPENDITURES | (11,750) | (11,053) | 697 |
| OTHER FINANCING SOURCES (USES) | | | |
| Transfer out | (3,050) | (3,050) | — |
| | <u> </u> | <u> </u> | <u> </u> |
| Total other financing sources (uses) | (3,050) | (3,050) | — |
| NET CHANGE IN FUND BALANCE | \$ <u>(14,800)</u> | (14,103) | <u>697</u> |
| FUND BALANCE (GAAP), beginning of year | | <u>112,036</u> | |
| FUND BALANCE (GAAP), end of year | | \$ <u>97,933</u> | |

BOONE COUNTY, MISSOURI

**SCHEDULE OF REVENUES, EXPENSES AND CHANGES
IN FUND BALANCES - BUDGET AND ACTUAL - BUDGET BASIS -
SHERIFF TRAINING FUND**

For The Year Ended December 31, 2009

| | Final Revised Budget | Actual | Variance with Final Budget Positive (Negative) |
|---|----------------------------|-------------------|---|
| | <u> </u> | <u> </u> | <u> </u> |
| REVENUES | | | |
| Intergovernmental | \$ 10,000 | 9,051 | (949) |
| Charges for services | 20,000 | 20,353 | 353 |
| Investment income | 330 | 92 | (238) |
| | <u>30,330</u> | <u>29,496</u> | <u>(834)</u> |
| Total revenues | | | |
| EXPENDITURES | | | |
| Supplies, services, and other charges | <u>41,170</u> | <u>37,909</u> | <u>3,261</u> |
| | | | |
| Total expenditures | <u>41,170</u> | <u>37,909</u> | <u>3,261</u> |
| REVENUES OVER (UNDER) EXPENDITURES | \$ <u>(10,840)</u> | (8,413) | <u>2,427</u> |
| FUND BALANCE (GAAP), beginning of year | | <u>21,313</u> | |
| FUND BALANCE (GAAP), end of year | | \$ <u>12,900</u> | |

BOONE COUNTY, MISSOURI

**SCHEDULE OF REVENUES, EXPENSES AND CHANGES
IN FUND BALANCES - BUDGET AND ACTUAL - BUDGET BASIS -
PUBLIC SAFETY CITIZEN CONTRIBUTIONS FUND
For The Year Ended December 31, 2009**

| | Final Revised Budget | Actual | Variance with Final Budget Positive (Negative) |
|---|----------------------------|------------------------|---|
| | <u> </u> | <u> </u> | <u> </u> |
| REVENUES | | | |
| Investment income | \$ 135 | 57 | (78) |
| Miscellaneous: | | | |
| Contributions | <u>—</u> | <u>1,048</u> | <u>1,048</u> |
| Total revenues | <u>135</u> | <u>1,105</u> | <u>970</u> |
| EXPENDITURES | | | |
| Supplies, services, and other charges | <u>4,750</u> | <u>2,625</u> | <u>2,125</u> |
| Total expenditures | <u>4,750</u> | <u>2,625</u> | <u>2,125</u> |
| REVENUES OVER (UNDER) EXPENDITURES | \$ <u><u>(4,615)</u></u> | (1,520) | <u><u>3,095</u></u> |
| FUND BALANCE (GAAP), beginning of year | | <u>11,135</u> | |
| FUND BALANCE (GAAP), end of year | | \$ <u><u>9,615</u></u> | |

BOONE COUNTY, MISSOURI

**SCHEDULE OF REVENUES, EXPENSES AND CHANGES
IN FUND BALANCES - BUDGET AND ACTUAL - BUDGET BASIS -
LAW ENFORCEMENT DEPARTMENT OF JUSTICE GRANTS FUND
For The Year Ended December 31, 2009**

| | Final Revised Budget | Actual | Variance with Final Budget Positive (Negative) |
|---|----------------------------|----------------------|---|
| | <u> </u> | <u> </u> | <u> </u> |
| REVENUES | | | |
| Intergovernmental | \$ 106,328 | 91,750 | (14,578) |
| Investment income | <u> —</u> | <u> 117</u> | <u> 117</u> |
| Total revenues | <u>106,328</u> | <u>91,867</u> | <u>(14,461)</u> |
| EXPENDITURES | | | |
| Supplies, services, and other charges | 85,129 | 78,945 | 6,184 |
| Capital outlay | <u>21,623</u> | <u>18,224</u> | <u>3,399</u> |
| Total expenditures | <u>106,752</u> | <u>97,169</u> | <u>9,583</u> |
| REVENUES OVER (UNDER) EXPENDITURES | \$ <u><u>(424)</u></u> | (5,302) | <u><u>(4,878)</u></u> |
| FUND BALANCE (GAAP), beginning of year | | 511 | |
| Add encumbrances, end of year | | <u>5,419</u> | |
| FUND BALANCE (GAAP), end of year | | \$ <u><u>628</u></u> | |

BOONE COUNTY, MISSOURI

**SCHEDULE OF REVENUES, EXPENSES AND CHANGES
IN FUND BALANCES - BUDGET AND ACTUAL - BUDGET BASIS -
SHERIFF CIVIL CHARGES FUND**

| | Final Revised Budget | Actual | Variance with Final Budget Positive (Negative) |
|---|----------------------------|-------------------|---|
| | <u> </u> | <u> </u> | <u> </u> |
| REVENUES | | | |
| Charges for services | \$ 50,000 | 50,000 | — |
| Investment income | — | 310 | 310 |
| | <u> </u> | <u> </u> | <u> </u> |
| Total revenues | 50,000 | 50,310 | 310 |
| | <u> </u> | <u> </u> | <u> </u> |
| EXPENDITURES | | | |
| Supplies, services, and other charges | 9,704 | 9,209 | 495 |
| | <u> </u> | <u> </u> | <u> </u> |
| Total expenditures | 9,704 | 9,209 | 495 |
| | <u> </u> | <u> </u> | <u> </u> |
| REVENUES OVER (UNDER) EXPENDITURES | 40,296 | 41,101 | 805 |
| | <u> </u> | <u> </u> | <u> </u> |
| OTHER FINANCING SOURCES (USES) | | | |
| Transfer out | (180,000) | (180,000) | — |
| | <u> </u> | <u> </u> | <u> </u> |
| Total other financing sources (uses) | (180,000) | (180,000) | — |
| | <u> </u> | <u> </u> | <u> </u> |
| NET CHANGE IN FUND BALANCE | \$ <u>(139,704)</u> | (138,899) | <u>805</u> |
| | | | |
| FUND BALANCE (GAAP), beginning of year | | <u>148,431</u> | |
| | | | |
| FUND BALANCE (GAAP), end of year | | \$ <u>9,532</u> | |

BOONE COUNTY, MISSOURI

**SCHEDULE OF REVENUES, EXPENSES AND CHANGES
IN FUND BALANCES - BUDGET AND ACTUAL - BUDGET BASIS -
SHERIFF REVOLVING FUND**

For The Year Ended December 31, 2009

| | Final Revised Budget | Actual | Variance with Final Budget Positive (Negative) |
|---|----------------------------|-------------------------|---|
| | <u> </u> | <u> </u> | <u> </u> |
| REVENUES | | | |
| Licenses and permits | \$ 57,922 | 58,702 | 780 |
| Investment income | 725 | 401 | (324) |
| | <u> </u> | <u> </u> | <u> </u> |
| Total revenues | 58,647 | 59,103 | 456 |
| | <u> </u> | <u> </u> | <u> </u> |
| EXPENDITURES | | | |
| Supplies, services, and other charges | 31,483 | 29,578 | 1,905 |
| Capital outlay | 15,247 | 14,389 | 858 |
| | <u> </u> | <u> </u> | <u> </u> |
| Total expenditures | 46,730 | 43,967 | 2,763 |
| | <u> </u> | <u> </u> | <u> </u> |
| REVENUES OVER (UNDER) EXPENDITURES | \$ <u>11,917</u> | 15,136 | <u>3,219</u> |
| FUND BALANCE (GAAP), beginning of year | | 54,031 | |
| Add encumbrances, end of year | | <u>6,539</u> | |
| FUND BALANCE (GAAP), end of year | | \$ <u><u>75,706</u></u> | |

BOONE COUNTY, MISSOURI

**SCHEDULE OF REVENUES, EXPENSES AND CHANGES
IN FUND BALANCES - BUDGET AND ACTUAL - BUDGET BASIS -
INMATE SECURITY FUND**

For The Year Ended December 31, 2009

| | Final Revised Budget | Actual | Variance with Final Budget Positive (Negative) |
|---|----------------------------|-------------------|---|
| | <u> </u> | <u> </u> | <u> </u> |
| REVENUES | | | |
| Charges for services | \$ 20,000 | 20,268 | 268 |
| Investment income | <u>580</u> | <u>251</u> | <u>(329)</u> |
| Total revenues | <u>20,580</u> | <u>20,519</u> | <u>(61)</u> |
| | | | |
| EXPENDITURES | <u>—</u> | <u>—</u> | <u>—</u> |
| Total expenditures | <u>—</u> | <u>—</u> | <u>—</u> |
| | | | |
| REVENUES OVER (UNDER) EXPENDITURES | \$ <u>20,580</u> | 20,519 | <u>(61)</u> |
| | | | |
| FUND BALANCE (GAAP), beginning of year | | <u>35,516</u> | |
| | | | |
| FUND BALANCE (GAAP), end of year | | \$ <u>56,035</u> | |

BOONE COUNTY, MISSOURI

**SCHEDULE OF REVENUES, EXPENSES AND CHANGES
IN FUND BALANCES - BUDGET AND ACTUAL - BUDGET BASIS -
PROSECUTING ATTORNEY TRAINING FUND
For The Year Ended December 31, 2009**

| | Final Revised Budget | Actual | Variance with Final Budget Positive (Negative) |
|---|----------------------------|------------------------|---|
| | <u> </u> | <u> </u> | <u> </u> |
| REVENUES | | | |
| Charges for services | \$ 4,950 | 5,125 | 175 |
| Investment income | <u>147</u> | <u>32</u> | <u>(115)</u> |
| Total revenues | <u>5,097</u> | <u>5,157</u> | <u>60</u> |
| EXPENDITURES | | | |
| Supplies, services, and other charges | <u>5,732</u> | <u>5,731</u> | <u>1</u> |
| Total expenditures | <u>5,732</u> | <u>5,731</u> | <u>1</u> |
| REVENUES OVER (UNDER) EXPENDITURES | \$ <u><u>(635)</u></u> | (574) | <u><u>61</u></u> |
| FUND BALANCE (GAAP), beginning of year | | <u>4,962</u> | |
| FUND BALANCE (GAAP), end of year | | \$ <u><u>4,388</u></u> | |

BOONE COUNTY, MISSOURI

**SCHEDULE OF REVENUES, EXPENSES AND CHANGES
IN FUND BALANCES - BUDGET AND ACTUAL - BUDGET BASIS -
PROSECUTING ATTORNEY TAX COLLECTION FUND
For The Year Ended December 31, 2009**

| | Final Revised Budget | Actual | Variance with Final Budget Positive (Negative) |
|---|-----------------------------|-----------------------------|---|
| | <u> </u> | <u> </u> | <u> </u> |
| REVENUES | | | |
| Charges for services | \$ 50,000 | 30,232 | (19,768) |
| Investment income | 650 | 215 | (435) |
| Miscellaneous | <u> —</u> | <u> 349</u> | <u> 349</u> |
| Total revenues | <u> 50,650</u> | <u> 30,796</u> | <u> (19,854)</u> |
| EXPENDITURES | | | |
| Personal services | 47,966 | 46,033 | 1,933 |
| Supplies, services, and other charges | 1,865 | 1,464 | 401 |
| Capital outlay | <u> —</u> | <u> —</u> | <u> —</u> |
| Total expenditures | <u> 49,831</u> | <u> 47,497</u> | <u> 2,334</u> |
| REVENUES OVER (UNDER) EXPENDITURES | \$ <u> 819</u> | (16,701) | <u> (17,520)</u> |
| FUND BALANCE (GAAP), beginning of year | | <u> 44,810</u> | |
| FUND BALANCE (GAAP), end of year | | \$ <u> 28,109</u> | |

BOONE COUNTY, MISSOURI

**SCHEDULE OF REVENUES, EXPENSES AND CHANGES
IN FUND BALANCES - BUDGET AND ACTUAL - BUDGET BASIS -
PROSECUTING ATTORNEY CONTINGENCY FUND
For The Year Ended December 31, 2009**

| | Final Revised Budget | Actual | Variance with Final Budget Positive (Negative) |
|---|-----------------------------|-----------------------------|---|
| | <u> </u> | <u> </u> | <u> </u> |
| REVENUES | | | |
| Charges for services | \$ 20,000 | 19,028 | (972) |
| Investment income | <u>506</u> | <u>371</u> | <u>(135)</u> |
| Total revenues | <u>20,506</u> | <u>19,399</u> | <u>(1,107)</u> |
| EXPENDITURES | | | |
| Supplies, services, and other charges | <u>20,000</u> | <u>20,000</u> | <u>—</u> |
| Total expenditures | <u>20,000</u> | <u>20,000</u> | <u>—</u> |
| REVENUES OVER (UNDER) EXPENDITURES | \$ <u>506</u> | (601) | <u>(1,107)</u> |
| FUND BALANCE (GAAP), beginning of year | | <u>750</u> | |
| FUND BALANCE (GAAP), end of year | | \$ <u>149</u> | |

BOONE COUNTY, MISSOURI

**SCHEDULE OF REVENUES, EXPENSES AND CHANGES
IN FUND BALANCES - BUDGET AND ACTUAL - BUDGET BASIS -
PROSECUTING ATTORNEY BAD CHECK COLLECTION FUND
For The Year Ended December 31, 2009**

| | Final Revised Budget | Actual | Final Budget Positive (Negative) |
|---|----------------------------|-------------------|--|
| | <u> </u> | <u> </u> | <u> </u> |
| REVENUES | | | |
| Charges for services | \$ 100,000 | 76,558 | (23,442) |
| Investment income | 2,685 | 417 | (2,268) |
| Miscellaneous | 75 | 1,350 | 1,275 |
| | <u> </u> | <u> </u> | <u> </u> |
| Total revenues | 102,760 | 78,325 | (24,435) |
| | <u> </u> | <u> </u> | <u> </u> |
| EXPENDITURES | | | |
| Personal services | 108,917 | 104,960 | 3,957 |
| Supplies, services, and other charges | 9,878 | 7,764 | 2,114 |
| | <u> </u> | <u> </u> | <u> </u> |
| Total expenditures | 118,795 | 112,724 | 6,071 |
| | <u> </u> | <u> </u> | <u> </u> |
| REVENUES OVER (UNDER) EXPENDITURES | (16,035) | (34,399) | (18,364) |
| | <u> </u> | <u> </u> | <u> </u> |
| OTHER FINANCING SOURCES (USES) | | | |
| Sale of capital assets | — | 2 | 2 |
| | <u> </u> | <u> </u> | <u> </u> |
| Total other financing sources (uses) | — | 2 | 2 |
| | <u> </u> | <u> </u> | <u> </u> |
| NET CHANGE IN FUND BALANCE | \$ <u>(16,035)</u> | (34,397) | <u>(18,360)</u> |
| | | | |
| FUND BALANCE (GAAP), beginning of year | | <u>75,657</u> | |
| | | | |
| FUND BALANCE (GAAP), end of year | | \$ <u>41,260</u> | |

BOONE COUNTY, MISSOURI

**SCHEDULE OF REVENUES, EXPENSES AND CHANGES
IN FUND BALANCES - BUDGET AND ACTUAL - BUDGET BASIS -
PROSECUTING ATTORNEY FORFEITURE FUND
For The Year Ended December 31, 2009**

| | Final Revised Budget | Actual | Variance with Final Budget Positive (Negative) |
|---|-----------------------------|-----------------------------|---|
| | <u> </u> | <u> </u> | <u> </u> |
| REVENUES | | | |
| Investment income | \$ 395 | 79 | (316) |
| Total revenues | <u>395</u> | <u>79</u> | <u>(316)</u> |
| EXPENDITURES | | | |
| Supplies, services, and other charges | <u>13,500</u> | <u>—</u> | <u>13,500</u> |
| Total expenditures | <u>13,500</u> | <u>—</u> | <u>13,500</u> |
| REVENUES OVER (UNDER) EXPENDITURES | \$ <u><u>(13,105)</u></u> | 79 | <u><u>13,184</u></u> |
| FUND BALANCE (GAAP), beginning of year | | <u>13,834</u> | |
| FUND BALANCE (GAAP), end of year | | \$ <u><u>13,913</u></u> | |

BOONE COUNTY, MISSOURI

**SCHEDULE OF REVENUES, EXPENSES AND CHANGES
IN FUND BALANCES - BUDGET AND ACTUAL - BUDGET BASIS -
RECORD PRESERVATION FUND
For The Year Ended December 31, 2009**

| | Final Revised Budget | Actual | Variance with Final Budget Positive (Negative) |
|---|-----------------------------|-----------------------------|---|
| | <u> </u> | <u> </u> | <u> </u> |
| REVENUES | | | |
| Charges for services | \$ 108,250 | 116,323 | 8,073 |
| Investment income | <u>11,400</u> | <u>2,719</u> | <u>(8,681)</u> |
| Total revenues | <u>119,650</u> | <u>119,042</u> | <u>(608)</u> |
| EXPENDITURES | | | |
| Supplies, services, and other charges | 411,585 | 59,184 | 352,401 |
| Capital outlay | <u>95,050</u> | <u>3,036</u> | <u>92,014</u> |
| Total expenditures | <u>506,635</u> | <u>62,220</u> | <u>444,415</u> |
| REVENUES OVER (UNDER) EXPENDITURES | \$ <u><u>(386,985)</u></u> | 56,822 | <u><u>443,807</u></u> |
| FUND BALANCE (GAAP), beginning of year | | 444,131 | |
| Less encumbrances, beginning of year | | <u>(12,445)</u> | |
| FUND BALANCE (GAAP), end of year | | \$ <u><u>488,508</u></u> | |

BOONE COUNTY, MISSOURI

**SCHEDULE OF REVENUES, EXPENSES AND CHANGES
IN FUND BALANCES - BUDGET AND ACTUAL - BUDGET BASIS -
FAMILY SERVICES AND JUSTICE FUND
For The Year Ended December 31, 2009**

| | Final Revised Budget | Actual | Variance with Final Budget Positive (Negative) |
|---|----------------------------|-------------------------|---|
| | <u> </u> | <u> </u> | <u> </u> |
| REVENUES | | | |
| Intergovernmental | \$ 31,410 | 30,151 | (1,259) |
| Charges for services | 95,000 | 89,885 | (5,115) |
| Investment income | 1,400 | 326 | (1,074) |
| Miscellaneous: | | | |
| Other | <u>1,500</u> | <u>981</u> | <u>(519)</u> |
| Total revenues | <u>129,310</u> | <u>121,343</u> | <u>(7,967)</u> |
| EXPENDITURES | | | |
| Supplies, services, and other charges | <u>143,150</u> | <u>131,777</u> | <u>11,373</u> |
| Total expenditures | <u>143,150</u> | <u>131,777</u> | <u>11,373</u> |
| REVENUES OVER (UNDER) EXPENDITURES | \$ <u><u>(13,840)</u></u> | (10,434) | <u><u>3,406</u></u> |
| FUND BALANCE (GAAP), beginning of year | | <u>48,052</u> | |
| FUND BALANCE (GAAP), end of year | | \$ <u><u>37,618</u></u> | |

BOONE COUNTY, MISSOURI

**SCHEDULE OF REVENUES, EXPENSES AND CHANGES
IN FUND BALANCES - BUDGET AND ACTUAL - BUDGET BASIS -
CIRCUIT DRUG COURT FUND
For The Year Ended December 31, 2009**

| | Final Revised Budget | Actual | Variance with Final Budget Positive (Negative) |
|---|----------------------------|-------------------|---|
| | <u> </u> | <u> </u> | <u> </u> |
| REVENUES | | | |
| Charges for services | \$ 30,000 | 35,496 | 5,496 |
| Investment income | 2,175 | 779 | (1,396) |
| Miscellaneous: | | | |
| Other | — | 527 | 527 |
| | <u> </u> | <u> </u> | <u> </u> |
| Total revenues | 32,175 | 36,802 | 4,627 |
| | <u> </u> | <u> </u> | <u> </u> |
| EXPENDITURES | | | |
| Supplies, services, and other charges | 40,860 | 12,166 | 28,694 |
| | <u> </u> | <u> </u> | <u> </u> |
| Total expenditures | 40,860 | 12,166 | 28,694 |
| | <u> </u> | <u> </u> | <u> </u> |
| REVENUES OVER (UNDER) EXPENDITURES | \$ <u>(8,685)</u> | 24,636 | <u>33,321</u> |
| FUND BALANCE (GAAP), beginning of year | | 125,046 | |
| Less encumbrances, beginning of year | | (2,301) | |
| Add encumbrances, end of year | | <u>301</u> | |
| FUND BALANCE (GAAP), end of year | | \$ <u>147,682</u> | |

BOONE COUNTY, MISSOURI

**SCHEDULE OF REVENUES, EXPENSES AND CHANGES
IN FUND BALANCES - BUDGET AND ACTUAL - BUDGET BASIS -
ADMINISTRATION OF JUSTICE FUND
For The Year Ended December 31, 2009**

| | Final Revised Budget | Actual | Variance with Final Budget Positive (Negative) |
|---|----------------------------|-------------------------|---|
| | <u> </u> | <u> </u> | <u> </u> |
| REVENUES | | | |
| Charges for services | \$ 24,000 | 19,245 | (4,755) |
| Investment income | <u>1,150</u> | <u>372</u> | <u>(778)</u> |
| Total revenues | <u>25,150</u> | <u>19,617</u> | <u>(5,533)</u> |
| EXPENDITURES | | | |
| Supplies, services, and other charges | 7,500 | 1,363 | 6,137 |
| Capital outlay | <u>20,000</u> | <u>904</u> | <u>19,096</u> |
| Total expenditures | <u>27,500</u> | <u>2,267</u> | <u>25,233</u> |
| REVENUES OVER (UNDER) EXPENDITURES | \$ <u><u>(2,350)</u></u> | 17,350 | <u><u>19,700</u></u> |
| FUND BALANCE (GAAP), beginning of year | | 56,853 | |
| Add encumbrances, end of year | | <u>904</u> | |
| FUND BALANCE (GAAP), end of year | | \$ <u><u>75,107</u></u> | |

BOONE COUNTY, MISSOURI

**SCHEDULE OF REVENUES, EXPENSES AND CHANGES
IN FUND BALANCES - BUDGET AND ACTUAL - BUDGET BASIS -
RECOVERY ACT GRANTS – CYBER CRIMES AND
VIOLENCE AGAINST WOMEN FUND
For The Year Ended December 31, 2009**

| | Final Revised Budget | Actual | Variance with Final Budget Positive (Negative) |
|---|----------------------------|-------------------|---|
| | <u> </u> | <u> </u> | <u> </u> |
| REVENUES | | | |
| Intergovernmental | \$ <u>175,809</u> | <u>136,479</u> | <u>(39,330)</u> |
| Total revenues | <u>175,809</u> | <u>136,479</u> | <u>(39,330)</u> |
| EXPENDITURES | | | |
| Personal Services | 134,455 | 108,696 | 25,759 |
| Supplies, services, and other charges | 24,285 | 21,937 | 2,348 |
| Capital outlay | <u>17,069</u> | <u>5,737</u> | <u>11,332</u> |
| Total expenditures | <u>175,809</u> | <u>136,370</u> | <u>39,439</u> |
| REVENUES OVER (UNDER) EXPENDITURES | \$ <u> —</u> | 109 | <u>109</u> |
| FUND BALANCE (GAAP), beginning of year | | — | |
| FUND BALANCE (GAAP), end of year | | \$ <u>109</u> | |

BOONE COUNTY, MISSOURI

**SCHEDULE OF REVENUES, EXPENSES AND CHANGES
IN FUND BALANCES - BUDGET AND ACTUAL - BUDGET BASIS -
JUSTICE ASSISTANCE GRANT – RECOVERY ACT STIMULUS FUND
For The Year Ended December 31, 2009**

| | Final Revised Budget | Actual | Variance with Final Budget Positive (Negative) |
|---|----------------------------|----------------|---|
| REVENUES | | | |
| Intergovernmental | 327,978 | 293,288 | (34,690) |
| Investment income | \$ — | 305 | 305 |
| Total revenues | <u>327,978</u> | <u>293,593</u> | <u>(34,385)</u> |
| EXPENDITURES | | | |
| Personal services | 24,426 | 16,089 | 8,337 |
| Supplies, services, and other charges | 212,537 | 210,879 | 1,658 |
| Capital outlay | 91,015 | 68,397 | 22,618 |
| Total expenditures | <u>327,978</u> | <u>295,365</u> | <u>32,613</u> |
| REVENUES OVER (UNDER) EXPENDITURES | \$ <u>—</u> | (1,772) | <u>(1,772)</u> |
| FUND BALANCE (GAAP), beginning of year | | — | |
| Add encumbrances, end of year | | <u>2,077</u> | |
| FUND BALANCE (GAAP), end of year | | \$ <u>305</u> | |

BOONE COUNTY, MISSOURI

**SCHEDULE OF REVENUES, EXPENSES AND CHANGES
IN FUND BALANCES - BUDGET AND ACTUAL - BUDGET BASIS -
NEIGHBORHOOD IMPROVEMENT DISTRICTS FUND
For The Year Ended December 31, 2009**

| | Final Revised Budget | Actual | Variance with Final Budget Positive (Negative) |
|---|----------------------------|-------------|---|
| REVENUES | | | |
| Assessments | \$ — | 79,787 | 79,787 |
| Investment income | — | 338 | 338 |
| Total revenues | — | 80,125 | 80,125 |
| EXPENDITURES | | | |
| Other services and charges | 3,056,649 | 2,065,798 | 990,851 |
| Total expenditures | 3,056,649 | 2,065,798 | 990,851 |
| REVENUES OVER (UNDER) EXPENDITURES | (3,056,649) | (1,985,673) | 1,070,976 |
| OTHER FINANCING SOURCES(USES) | | | |
| Transfers out | (25,577) | (25,577) | — |
| Total other financing sources (uses) | (25,577) | (25,577) | — |
| NET CHANGE IN FUND BALANCES | \$ — | (2,011,250) | 1,070,976 |
| FUND BALANCE (DEFICIT) (GAAP), beginning of year | | 1,497,483 | |
| Add encumbrances, end of year | | 440,162 | |
| FUND BALANCE (DEFICIT) (GAAP), end of year | | \$ (73,605) | |

BOONE COUNTY, MISSOURI

**SCHEDULE OF REVENUES, EXPENSES AND CHANGES
IN FUND BALANCES - BUDGET AND ACTUAL - BUDGET BASIS -
LAW LIBRARY FUND**

For The Year Ended December 31, 2009

| | Final Revised Budget | Actual | Variance with Final Budget Positive (Negative) |
|---|----------------------------|-------------------|---|
| | <u> </u> | <u> </u> | <u> </u> |
| REVENUES | | | |
| Fines and forfeitures | \$ 27,747 | 27,747 | — |
| Investment income | <u>337</u> | <u>337</u> | <u>—</u> |
| Total revenues | <u>28,084</u> | <u>28,084</u> | <u>—</u> |
| | | | |
| EXPENDITURES | | | |
| Supplies, services, and other charges | <u>24,708</u> | <u>24,708</u> | <u>—</u> |
| Total expenditures | <u>24,708</u> | <u>24,708</u> | <u>—</u> |
| | | | |
| REVENUES OVER (UNDER) EXPENDITURES | \$ <u>3,376</u> | 3,376 | <u>—</u> |
| | | | |
| FUND BALANCE (GAAP), beginning of year | | <u>52,721</u> | |
| | | | |
| FUND BALANCE (GAAP), end of year | | \$ <u>56,097</u> | |

BOONE COUNTY, MISSOURI

DEBT SERVICE FUNDS

Debt Service Funds account for resources used for the payments of principal, interest, and other expenditures on long-term general and special obligation debt.

Debt Service Reserve Fund - To hold in trust the moneys required as a reserve for the 2003 Special Obligation Refunding and Improvement Bonds issued in the amount of \$5,240,000. These bonds were issued in 2003 to refund the Series 1993 Special Obligation Administration Building Bonds, for which the debt service reserve fund previously held moneys in trust. Financing for the bond issue is obtained through an annual appropriation for rental payments from the County. Payments of principal are required annually and interest payments required semi-annually until 2018. The moneys in this fund will be used to make the final payments on the bonds.

Series 2005 Special Obligation Bond - Taxable - To hold in trust the moneys required as a reserve for the bonds and to accumulate moneys for payment of the principal and interest on \$2,005,000 taxable special obligation bonds issued in 2005 for the purchase of land and buildings. Financing for the annual debt service requirements is primarily obtained through revenues received from lease of the land and buildings. Interest-only payments are required through 2007 with principal and interest payments required 2008 through 2014 followed by a final balloon payment in 2015.

Series 1998 Neighborhood Improvement District Bond Fund - Road - To accumulate moneys for payment of the principal and interest on \$355,000 general obligation neighborhood improvement bonds issued in 1998. Financing is obtained through fees paid by property owners within the neighborhood improvement district. Principal payments are required annually and interest payments are required semi-annually until 2008. The fees in excess of actual requirements are legally restricted to servicing this debt. The fund was closed in 2009.

Series 2000A Neighborhood Improvement District Bond Fund - Sewer - To accumulate moneys for payment of the principal and interest on \$280,000 general obligation neighborhood improvement bonds issued in 2000. Financing is obtained through fees paid by property owners within the neighborhood improvement district. Principal payments are required annually and interest payments are required semi-annually until 2010. The fees in excess of actual requirements are legally restricted to servicing this debt.

Series 2000B Neighborhood Improvement District Bond Fund - Road - To accumulate moneys for payment of the principal and interest on \$184,000 general obligation neighborhood improvement bonds issued in 2000. Financing is obtained through fees paid by property owners within the neighborhood improvement district. Principal payments are required annually and interest payments are required semi-annually until 2010. The fees in excess of actual requirements are legally restricted to servicing this debt.

Series 2001 Neighborhood Improvement District Bond Fund - Road - To accumulate moneys for payment of the principal and interest on \$305,000 general obligation neighborhood improvement bonds issued in 2001. Financing is obtained through fees paid by property owners within the neighborhood improvement district. Principal payments are required annually and interest payments are required semi-annually until 2012. The fees in excess of actual requirements are legally restricted to servicing this debt.

Series 2006A Neighborhood Improvement District Bond Fund - Road - To accumulate moneys for payment of the principal and interest on \$182,000 general obligation neighborhood improvement bonds issued in 2006. Financing is obtained through fees paid by property owners within the neighborhood improvement district. Principal payments are required annually and interest payments are required semi-annually until 2016. The fees in excess of actual requirements are legally restricted to servicing this debt.

Series 2008 Neighborhood Improvement District Bond Fund - Sewer - To accumulate moneys for payment of the principal and interest on \$1,700,000 general obligation neighborhood improvement bonds issued in 2008. Financing is obtained through fees paid by property owners within the neighborhood improvement district. Principal payments are required annually and interest payments are required semi-annually until 2028. The fees in excess of actual requirements are legally restricted to servicing this debt.

BOONE COUNTY, MISSOURI

**COMBINING BALANCE SHEET -
NONMAJOR DEBT SERVICE FUNDS
December 31, 2009**

| | Debt Service Reserve | Series 2005 Special Obligation Bond-Taxable | Series 1998 Neighborhood Improvement District Bond-Road | Series 2000A Neighborhood Improvement District Bond-Sewer | Series 2000B Neighborhood Improvement District Bond-Road | Series 2001 Neighborhood Improvement District Bond-Road | Series 2006A Neighborhood Improvement District Bond-Road | Series 2008 Neighborhood Improvement District Bond-Sewer | Total Nonmajor Debt Service Funds |
|--|-------------------------|--|---|---|--|---|--|--|---|
| ASSETS | | | | | | | | | |
| Investments | \$ — | 1,952,200 | 1,952,200 | 49,809 | 27,939 | 116,172 | 10,255 | — | 4,108,575 |
| Accrued interest | — | 81 | — | 66 | 40 | 242 | 5 | — | 434 |
| Assessments receivable | — | — | — | 6,594 | 8,030 | 34,368 | 131,621 | — | 180,613 |
| Restricted assets: | | | | | | | | | |
| Cash and cash equivalents | 524,000 | 200,504 | — | — | — | — | — | 9 | 724,513 |
| Total assets | 524,000 | 2,152,785 | 1,952,200 | 56,469 | 36,009 | 150,782 | 141,881 | 9 | 5,014,135 |
| LIABILITIES AND FUND BALANCES | | | | | | | | | |
| Liabilities: | | | | | | | | | |
| Deferred revenue | — | — | — | 2,026 | 2,185 | 27,458 | 117,528 | — | 149,197 |
| Total liabilities | — | — | — | 2,026 | 2,185 | 27,458 | 117,528 | — | 149,197 |
| Fund balances: | | | | | | | | | |
| Reserved for debt service | 524,000 | 2,152,785 | 1,952,200 | 54,443 | 33,824 | 123,324 | 24,353 | 9 | 4,864,938 |
| Total fund balances | 524,000 | 2,152,785 | 1,952,200 | 54,443 | 33,824 | 123,324 | 24,353 | 9 | 4,864,938 |
| Total liabilities and fund balances | \$ 524,000 | 2,152,785 | 1,952,200 | 56,469 | 36,009 | 150,782 | 141,881 | 9 | 5,014,135 |

BOONE COUNTY, MISSOURI

**COMBINING STATEMENT OF REVENUES, EXPENDITURES AND CHANGES IN FUND BALANCES -
NONMAJOR DEBT SERVICE FUNDS
December 31, 2009**

| | Debt Service Reserve | Series 2005 Special Obligation Bond-Taxable | Series 1998 Neighborhood Improvement District Bond-Road | Series 2000A Neighborhood Improvement District Bond-Sewer | Series 2000B Neighborhood Improvement District Bond-Road | Series 2001 Neighborhood Improvement District Bond-Road | Series 2006A Neighborhood Improvement District Bond-Road | Series 2008 Neighborhood Improvement District Bond-Sewer | Total Nonmajor Debt Service Funds |
|---|-------------------------|--|---|---|--|---|--|--|---|
| REVENUES | | | | | | | | | |
| Assessments | \$ — | — | 1,548 | 30,073 | 21,196 | 27,190 | 22,591 | — | 102,598 |
| Investment income | — | 22 | (419) | 199 | 119 | 634 | 50 | — | 605 |
| Miscellaneous: | | | | | | | | | |
| Other | — | 46,380 | — | — | — | — | — | — | 46,380 |
| Total revenues | — | 46,402 | 1,129 | 30,272 | 21,315 | 27,824 | 22,641 | — | 149,583 |
| EXPENDITURES | | | | | | | | | |
| Principal retirement | — | 50,000 | — | 35,000 | 22,000 | 32,000 | 15,000 | — | 154,000 |
| Interest and fiscal charges | — | 115,582 | — | 2,924 | 1,872 | 5,141 | 6,613 | 25,568 | 157,700 |
| Total expenditures | — | 165,582 | — | 37,924 | 23,872 | 37,141 | 21,613 | 25,568 | 311,700 |
| REVENUES OVER (UNDER) EXPENDITURES | — | (119,180) | 1,129 | (7,652) | (2,557) | (9,317) | 1,028 | (25,568) | (162,117) |
| OTHER FINANCING SOURCES (USES) | | | | | | | | | |
| Transfers in | | 2,046,375 | | | | | | 25,577 | 2,071,952 |
| Transfers out | — | — | (8,858) | — | — | — | — | — | (8,858) |
| Total other financing sources (uses) | — | 2,046,375 | (8,858) | — | — | — | — | 25,577 | 2,063,094 |
| NET CHANGE IN FUND BALANCES | — | 1,927,195 | (7,729) | (7,652) | (2,557) | (9,317) | 1,028 | 9 | 1,900,977 |
| FUND BALANCES, beginning of year | 524,000 | 225,590 | 7,729 | 62,095 | 36,381 | 132,641 | 23,325 | — | 1,011,761 |
| FUND BALANCES, end of year | \$ 524,000 | 2,152,785 | — | 54,443 | 33,824 | 123,324 | 24,353 | 9 | 2,912,738 |

BOONE COUNTY, MISSOURI

**SCHEDULE OF REVENUES, EXPENSES AND CHANGES
IN FUND BALANCES - BUDGET AND ACTUAL - BUDGET BASIS -
SERIES 2005 SPECIAL OBLIGATION BOND FUND
For The Year Ended December 31, 2009**

| | Final Revised Budget | Actual | Variance with Final Budget Positive (Negative) |
|---|----------------------------|---------------------|---|
| REVENUES | | | |
| Investment income | \$ 2,265 | 22 | (2,243) |
| Miscellaneous: | | | |
| Other | <u>46,380</u> | <u>46,380</u> | <u>—</u> |
| Total revenues | <u>48,645</u> | <u>46,402</u> | <u>(2,243)</u> |
| EXPENDITURES | | | |
| Principal retirement | 50,000 | 50,000 | — |
| Interest and fiscal charges | <u>116,083</u> | <u>115,582</u> | <u>501</u> |
| Total expenditures | <u>166,083</u> | <u>165,582</u> | <u>501</u> |
| REVENUES OVER (UNDER) EXPENDITURES | (117,438) | (119,180) | 501 |
| OTHER FINANCING SOURCES (USES) | | | |
| Transfer in | <u>2,166,375</u> | <u>2,046,375</u> | <u>120,000</u> |
| NET CHANGE IN FUND BALANCE | \$ <u>2,048,937</u> | 1,927,195 | <u>120,501</u> |
| FUND BALANCE (GAAP), beginning of year | | <u>225,590</u> | |
| FUND BALANCE (GAAP), end of year | | \$ <u>2,152,785</u> | |

BOONE COUNTY, MISSOURI

**SCHEDULE OF REVENUES, EXPENSES AND CHANGES
IN FUND BALANCES - BUDGET AND ACTUAL - BUDGET BASIS -
SERIES 1998 NEIGHBORHOOD IMPROVEMENT DISTRICT BOND FUND
For The Year Ended December 31, 2009**

| | Final Revised Budget | Actual | Variance with Final Budget Positive (Negative) |
|---|----------------------------|-------------------|---|
| | <u> </u> | <u> </u> | <u> </u> |
| REVENUES | | | |
| Assessments | \$ — | 1,548 | 1,548 |
| Investment income | <u>—</u> | <u>(419)</u> | <u>(419)</u> |
| Total revenues | <u>—</u> | <u>1,129</u> | <u>1,129</u> |
| EXPENDITURES | | | |
| | <u>—</u> | <u>—</u> | <u>—</u> |
| Total expenditures | <u>—</u> | <u>—</u> | <u>—</u> |
| REVENUES OVER (UNDER) EXPENDITURES | — | 1,129 | 1,129 |
| OTHER FINANCING SOURCES (USES) | | | |
| Transfer out | <u>(8,859)</u> | <u>(8,858)</u> | <u>(1)</u> |
| NET CHANGE IN FUND BALANCE | <u>\$ (8,859)</u> | <u>(7,729)</u> | <u>1,128</u> |
| FUND BALANCE (GAAP), beginning of year | | <u>7,729</u> | |
| FUND BALANCE (GAAP), end of year | | <u>\$ —</u> | |

BOONE COUNTY, MISSOURI

**SCHEDULE OF REVENUES, EXPENSES AND CHANGES
IN FUND BALANCES - BUDGET AND ACTUAL - BUDGET BASIS -
SERIES 2000A NEIGHBORHOOD IMPROVEMENT DISTRICT BOND FUND
For The Year Ended December 31, 2009**

| | Final Revised Budget | Actual | Variance with Final Budget Positive (Negative) |
|---|----------------------------|-------------------|---|
| | <u> </u> | <u> </u> | <u> </u> |
| REVENUES | | | |
| Assessments | \$ 28,917 | 30,073 | 1,156 |
| Investment income | <u>960</u> | <u>199</u> | <u>(761)</u> |
| Total revenues | <u>29,877</u> | <u>30,272</u> | <u>395</u> |
| EXPENDITURES | | | |
| Principal retirement | 35,000 | 35,000 | — |
| Interest and fiscal charges | <u>3,300</u> | <u>2,924</u> | <u>376</u> |
| Total expenditures | <u>38,300</u> | <u>37,924</u> | <u>376</u> |
| REVENUES OVER (UNDER) EXPENDITURES | <u>\$ (8,423)</u> | <u>(7,652)</u> | <u>771</u> |
| FUND BALANCE (GAAP), beginning of year | | <u>62,095</u> | |
| FUND BALANCE (GAAP), end of year | | <u>\$ 54,443</u> | |

BOONE COUNTY, MISSOURI

**SCHEDULE OF REVENUES, EXPENSES AND CHANGES
IN FUND BALANCES - BUDGET AND ACTUAL - BUDGET BASIS -
SERIES 2000B NEIGHBORHOOD IMPROVEMENT DISTRICT BOND FUND
For The Year Ended December 31, 2009**

| | Final Revised Budget | Actual | Variance with Final Budget Positive (Negative) |
|---|----------------------------|-------------------------|---|
| | <u> </u> | <u> </u> | <u> </u> |
| REVENUES | | | |
| Assessments | \$ 19,893 | 21,196 | 1,303 |
| Investment income | 495 | 119 | (376) |
| | <u> </u> | <u> </u> | <u> </u> |
| Total revenues | 20,388 | 21,315 | 927 |
| | <u> </u> | <u> </u> | <u> </u> |
| EXPENDITURES | | | |
| Principal retirement | 22,000 | 22,000 | — |
| Interest and fiscal charges | 2,268 | 1,872 | 396 |
| | <u> </u> | <u> </u> | <u> </u> |
| Total expenditures | 24,268 | 23,872 | 396 |
| | <u> </u> | <u> </u> | <u> </u> |
| REVENUES OVER (UNDER) EXPENDITURES | | | |
| | \$ <u>(3,880)</u> | (2,557) | <u>1,323</u> |
| FUND BALANCE (GAAP), beginning of year | | | |
| | | <u>36,381</u> | |
| FUND BALANCE (GAAP), end of year | | | |
| | | \$ <u><u>33,824</u></u> | |

BOONE COUNTY, MISSOURI

**SCHEDULE OF REVENUES, EXPENSES AND CHANGES
IN FUND BALANCES - BUDGET AND ACTUAL - BUDGET BASIS -
SERIES 2001 NEIGHBORHOOD IMPROVEMENT DISTRICT BOND FUND
For The Year Ended December 31, 2009**

| | Final Revised Budget | Actual | Variance with Final Budget Positive (Negative) |
|---|----------------------------|--------------------------|---|
| | <u> </u> | <u> </u> | <u> </u> |
| REVENUES | | | |
| Assessments | \$ 25,401 | 27,190 | 1,789 |
| Investment income | <u>2,670</u> | <u>634</u> | <u>(2,036)</u> |
| Total revenues | <u>28,071</u> | <u>27,824</u> | <u>(247)</u> |
| EXPENDITURES | | | |
| Principal retirement | 32,000 | 32,000 | — |
| Interest and fiscal charges | <u>5,380</u> | <u>5,141</u> | <u>239</u> |
| Total expenditures | <u>37,380</u> | <u>37,141</u> | <u>239</u> |
| REVENUES OVER (UNDER) EXPENDITURES | \$ <u><u>(9,309)</u></u> | (9,317) | <u><u>(8)</u></u> |
| FUND BALANCE (GAAP), beginning of year | | <u>132,641</u> | |
| FUND BALANCE (GAAP), end of year | | \$ <u><u>123,324</u></u> | |

BOONE COUNTY, MISSOURI

**SCHEDULE OF REVENUES, EXPENSES AND CHANGES
IN FUND BALANCES - BUDGET AND ACTUAL - BUDGET BASIS -
SERIES 2006A NEIGHBORHOOD IMPROVEMENT DISTRICT BOND FUND
For The Year Ended December 31, 2009**

| | Final Revised Budget | Actual | Variance with Final Budget Positive (Negative) |
|---|----------------------------|-------------------------|---|
| | <u> </u> | <u> </u> | <u> </u> |
| REVENUES | | | |
| Assessments | \$ 22,409 | 22,591 | 182 |
| Investment income | <u>175</u> | <u>50</u> | <u>(125)</u> |
| Total revenues | <u>22,584</u> | <u>22,641</u> | <u>57</u> |
| EXPENDITURES | | | |
| Principal retirement | 15,000 | 15,000 | — |
| Interest and fiscal charges | <u>6,743</u> | <u>6,613</u> | <u>130</u> |
| Total expenditures | <u>21,743</u> | <u>21,613</u> | <u>130</u> |
| REVENUES OVER (UNDER) EXPENDITURES | \$ <u>841</u> | 1,028 | <u>187</u> |
| FUND BALANCE (GAAP), beginning of year | | <u>23,325</u> | |
| FUND BALANCE (GAAP), end of year | | \$ <u><u>24,353</u></u> | |

BOONE COUNTY, MISSOURI

**SCHEDULE OF REVENUES, EXPENSES AND CHANGES
IN FUND BALANCES - BUDGET AND ACTUAL - BUDGET BASIS -
SERIES 2008 NEIGHBORHOOD IMPROVEMENT DISTRICT BOND FUND
For The Year Ended December 31, 2009**

| | Final Revised Budget | Actual | Variance with Final Budget Positive (Negative) |
|---|----------------------------|-----------------------|---|
| | <u> </u> | <u> </u> | <u> </u> |
| REVENUES | | | |
| | \$ <u> —</u> | <u> —</u> | <u> —</u> |
| Total revenues | <u> —</u> | <u> —</u> | <u> —</u> |
| EXPENDITURES | | | |
| Interest and fiscal charges | <u> 25,568</u> | <u> 25,568</u> | <u> —</u> |
| Total expenditures | <u> 25,568</u> | <u> 25,568</u> | <u> —</u> |
| REVENUES OVER (UNDER) EXPENDITURES | (25,568) | (25,568) | — |
| OTHER FINANCING SOURCES (USES) | | | |
| Transfer in | <u> 25,577</u> | <u> 25,577</u> | <u> —</u> |
| NET CHANGE IN FUND BALANCE | \$ <u> 9</u> | <u> 9</u> | <u> —</u> |
| FUND BALANCE (GAAP), beginning of year | | <u> —</u> | |
| FUND BALANCE (GAAP), end of year | | \$ <u> 9</u> | |

BOONE COUNTY, MISSOURI

CAPITAL PROJECTS FUNDS

Capital Projects Funds account for the receipt and disbursement of resources for the purpose of constructing or buying major capital assets.

City/County Health Facility - To account for the resources used in the planning, renovating, and expanding of the City/County Health Facility.

Law Office Remodel IV-D (Child Support Enforcement) - To account for the resources used in planning and remodeling law office building space in order to house the operations of the Prosecuting Attorney's Child Support Enforcement operations.

Sheriff/Elections Facility - To account for resources and expenditures used in the planning and construction of a Sheriff's Annex and Election Warehouse Facility.

Johnston Paint Building Remodel – To account for resources and expenditures used in the planning and remodeling of the Johnston Paint Building which will provide operating space for Human Resources, Purchasing, and Facilities Maintenance.

Government Center Capital Improvement Fund - To account for the resources used in the planning, renovating, and expanding of the Government Center and/or Johnson Building. This is a major fund; therefore, it is also included in the Basic Financial Statements.

One-Fifth Cent Sales Tax Capital Improvement Fund - To account for the resources and expenditures of the voter-approved three-year one-fifth cent sales tax for the Courthouse Expansion, Government Center improvements, and other related projects. The sales tax expires in 2009. This is a major fund; therefore, it is also included in the Basic Financial Statements.

BOONE COUNTY, MISSOURI

**COMBINING BALANCE SHEET
NONMAJOR CAPITAL PROJECTS FUNDS
December 31, 2009**

| | <u>City/County Health Facility</u> | <u>Law Office Remodel IV-D 605 E. Walnut</u> | <u>Sheriff/ Elections Facility</u> | <u>Johnston Paint Building Remodel</u> | <u>Total Nonmajor Capital Project Funds</u> |
|--------------------------------------|--|--|--|--|---|
| ASSETS | | | | | |
| Cash and cash equivalents | \$ 3,640 | — | — | — | 3,640 |
| Investments | | 11,825 | 743,767 | 36,677 | 792,269 |
| Accrued interest | <u>—</u> | <u>35</u> | <u>789</u> | <u>1</u> | <u>825</u> |
| Total assets | <u>3,640</u> | <u>11,860</u> | <u>744,556</u> | <u>36,678</u> | <u>796,734</u> |
| LIABILITIES AND FUND BALANCES | | | | | |
| Liabilities: | | | | | |
| Accounts Payable | <u>—</u> | <u>—</u> | <u>831</u> | <u>1,949</u> | <u>2,780</u> |
| Total liabilities | <u>—</u> | <u>—</u> | <u>831</u> | <u>1,949</u> | <u>2,780</u> |
| Fund balances: | | | | | |
| Reserved for encumbrances | 3,640 | | | | 3,640 |
| Undesignated | <u>—</u> | <u>11,860</u> | <u>743,725</u> | <u>34,729</u> | <u>790,314</u> |
| Total fund balances | <u>3,640</u> | <u>11,860</u> | <u>743,725</u> | <u>34,729</u> | <u>793,954</u> |
| Total liabilities and fund balances | <u>\$ 3,640</u> | <u>11,860</u> | <u>744,556</u> | <u>36,678</u> | <u>796,734</u> |

BOONE COUNTY, MISSOURI

**COMBINING STATEMENT OF REVENUES, EXPENDITURES
AND CHANGES IN FUND BALANCES -
NONMAJOR CAPITAL PROJECTS FUNDS
December 31, 2009**

| | City/County Health Facility | Law Office Remodel IV-D 605 E. Walnut | Sheriff/ Elections Facility | Johnston Paint Building Remodel | Total Nonmajor Capital Project Funds |
|---------------------------------------|-----------------------------------|--|-----------------------------------|---------------------------------------|---|
| REVENUES | | | | | |
| Investment income | \$ — | 87 | (108) | (1) | (22) |
| Total revenues | — | 87 | (108) | (1) | (22) |
| EXPENDITURES | | | | | |
| Capital outlay | 1,060 | 1,732 | 56,467 | 9,748 | 69,007 |
| Total expenditures | 1,060 | 1,732 | 56,467 | 9,748 | 69,007 |
| REVENUES OVER (UNDER) EXPENDITURES | (1,060) | (1,645) | (56,575) | (9,749) | (69,029) |
| OTHER FINANCING SOURCES (USES) | | | | | |
| Transfers in | — | — | 800,300 | 44,478 | 844,778 |
| Total other financing sources (uses) | — | — | 800,300 | 44,478 | 844,778 |
| NET CHANGE IN FUND BALANCES | (1,060) | (1,645) | 743,725 | 34,729 | 775,749 |
| FUND BALANCES, beginning of year | 4,700 | 13,505 | — | — | 18,205 |
| FUND BALANCES, end of year | \$ 3,640 | 11,860 | 743,725 | 34,729 | 793,954 |

BOONE COUNTY, MISSOURI

**SCHEDULE OF REVENUES, EXPENSES AND CHANGES
IN FUND BALANCES - BUDGET AND ACTUAL - BUDGET BASIS -
CITY/COUNTY HEALTH FACILITY FUND
For The Year Ended December 31, 2009**

| | Final Revised Budget | Actual | Variance with Final Budget Positive (Negative) |
|---|----------------------------|---------------------------|---|
| | <u> </u> | <u> </u> | <u> </u> |
| REVENUES | | | |
| | \$ <u> —</u> | <u> —</u> | <u> —</u> |
| Total revenues | <u> —</u> | <u> —</u> | <u> —</u> |
| EXPENDITURES | | | |
| | <u> —</u> | <u> —</u> | <u> —</u> |
| Total expenditures | <u> —</u> | <u> —</u> | <u> —</u> |
| REVENUES OVER (UNDER) EXPENDITURES | — | — | — |
| OTHER FINANCING SOURCES (USES) | | | |
| Transfers out | <u> —</u> | <u> —</u> | <u> —</u> |
| NET CHANGE IN FUND BALANCE | \$ <u> —</u> | <u> —</u> | <u> —</u> |
| FUND BALANCE (GAAP), beginning of year | | 4,700 | |
| Less encumbrances, beginning of year | | (4,700) | |
| Add encumbrances, end of year | | <u> 3,640</u> | |
| FUND BALANCE (GAAP), end of year | | \$ <u> 3,640</u> | |

BOONE COUNTY, MISSOURI

**SCHEDULE OF REVENUES, EXPENSES AND CHANGES
IN FUND BALANCES - BUDGET AND ACTUAL - BUDGET BASIS -
LAW OFFICE REMODEL IV-D 605 E. WALNUT FUND
For The Year Ended December 31, 2009**

| | Final Revised Budget | Actual | Variance with Final Budget Positive (Negative) |
|---|----------------------------|-----------|---|
| REVENUES | | | |
| Investment income | \$ — | 87 | 87 |
| Total revenues | — | 87 | 87 |
| EXPENDITURES | | | |
| Capital outlay | — | 1,732 | (1,732) |
| Total expenditures | — | 1,732 | (1,732) |
| REVENUES OVER (UNDER) EXPENDITURES | — | (1,645) | (1,645) |
| OTHER FINANCING SOURCES (USES) | | | |
| Transfers in | — | — | — |
| NET CHANGE IN FUND BALANCE | \$ — | (1,645) | (1,645) |
| FUND BALANCE (GAAP), beginning of year | | 13,505 | |
| FUND BALANCE (GAAP), end of year | | \$ 11,860 | |

BOONE COUNTY, MISSOURI

**SCHEDULE OF REVENUES, EXPENSES AND CHANGES
IN FUND BALANCES - BUDGET AND ACTUAL - BUDGET BASIS -
SHERIFF/ELECTIONS FACILITY FUND
For The Year Ended December 31, 2009**

| | Final Revised Budget | Actual | Variance with Final Budget Positive (Negative) |
|---|----------------------------|-------------------|---|
| REVENUES | | | |
| Investment income | \$ — | (108) | (108) |
| Total revenues | — | (108) | (108) |
| EXPENDITURES | | | |
| Capital outlay | 208,900 | 56,467 | 152,433 |
| Total expenditures | 208,900 | 56,467 | 152,433 |
| REVENUES OVER (UNDER) EXPENDITURES | (208,900) | (56,575) | 152,325 |
| OTHER FINANCING SOURCES (USES) | | | |
| Transfers in | 800,300 | 800,300 | — |
| NET CHANGE IN FUND BALANCE | \$ <u>591,400</u> | 743,725 | <u>152,325</u> |
| FUND BALANCE (GAAP), beginning of year | | — | |
| FUND BALANCE (GAAP), end of year | | \$ <u>743,725</u> | |

BOONE COUNTY, MISSOURI

**SCHEDULE OF REVENUES, EXPENSES AND CHANGES
IN FUND BALANCES - BUDGET AND ACTUAL - BUDGET BASIS -
JOHNSTON PAINT BUILDING REMODEL FUND
For The Year Ended December 31, 2009**

| | Final Revised Budget | Actual | Variance with Final Budget Positive (Negative) |
|---|----------------------------|-------------------|---|
| | <u> </u> | <u> </u> | <u> </u> |
| REVENUES | | | |
| Investment income | \$ — | (1) | (1) |
| Total revenues | <u> </u> | <u> </u> | <u> </u> |
| EXPENDITURES | | | |
| Capital outlay | 44,478 | 9,748 | 34,730 |
| Total expenditures | <u>44,478</u> | <u>9,748</u> | <u>34,730</u> |
| REVENUES OVER (UNDER) EXPENDITURES | (44,478) | (9,749) | 34,729 |
| OTHER FINANCING SOURCES (USES) | | | |
| Transfers in | 44,478 | 44,478 | — |
| NET CHANGE IN FUND BALANCE | <u>\$ —</u> | 34,729 | <u>34,729</u> |
| FUND BALANCE (GAAP), beginning of year | | <u> </u> | |
| FUND BALANCE (GAAP), end of year | | <u>\$ 34,729</u> | |

BOONE COUNTY, MISSOURI

**SCHEDULE OF REVENUES, EXPENSES AND CHANGES
IN FUND BALANCES - BUDGET AND ACTUAL - BUDGET BASIS -
GOVERNMENT CENTER CAPITAL IMPROVEMENT FUND
For The Year Ended December 31, 2009**

| | Final Revised Budget | Actual | Variance with Final Budget Positive (Negative) |
|---|----------------------------|---------------------|---|
| | <u> </u> | <u> </u> | <u> </u> |
| REVENUES | | | |
| Investment income | \$ — | 14,876 | 14,876 |
| | <u> </u> | <u> </u> | <u> </u> |
| Total revenues | — | 14,876 | 14,876 |
| | <u> </u> | <u> </u> | <u> </u> |
| EXPENDITURES | | | |
| Capital outlay | 285,055 | 117,072 | 167,983 |
| | <u> </u> | <u> </u> | <u> </u> |
| Total expenditures | 285,055 | 117,072 | 167,983 |
| | <u> </u> | <u> </u> | <u> </u> |
| REVENUES OVER (UNDER) EXPENDITURES | (285,055) | (102,196) | 182,859 |
| OTHER FINANCING SOURCES (USES) | | | |
| Transfers in | 1,078,600 | 1,078,600 | — |
| Transfers out | (44,478) | (44,478) | — |
| | <u> </u> | <u> </u> | <u> </u> |
| Total other financing sources (uses) | 1,034,122 | 1,034,122 | — |
| NET CHANGE IN FUND BALANCE | \$ <u>749,067</u> | 931,926 | <u>182,859</u> |
| FUND BALANCE (GAAP), beginning of year | | <u>3,418,490</u> | |
| FUND BALANCE (GAAP), end of year | | \$ <u>4,350,416</u> | |

BOONE COUNTY, MISSOURI

**SCHEDULE OF REVENUES, EXPENSES AND CHANGES
IN FUND BALANCES - BUDGET AND ACTUAL - BUDGET BASIS -
ONE FIFTH-CENT SALES TAX CAPITAL IMPROVEMENT FUND
For The Year Ended December 31, 2009**

| | Final Revised Budget | Actual | Variance with Final Budget Positive (Negative) |
|---|-----------------------------|-----------------------------|---|
| | <u> </u> | <u> </u> | <u> </u> |
| REVENUES | | | |
| Sales taxes | \$ 3,470,000 | 3,313,986 | (156,014) |
| Investment income | — | 18,769 | — |
| Other | | | |
| Miscellaneous | — | 44 | 44 |
| | <u> </u> | <u> </u> | <u> </u> |
| Total revenues | <u>3,470,000</u> | <u>3,332,799</u> | <u>(155,970)</u> |
| EXPENDITURES | | | |
| Capital outlay | <u>1,144,884</u> | <u>1,121,004</u> | <u>23,880</u> |
| | | | |
| Total expenditures | <u>1,144,884</u> | <u>1,121,004</u> | <u>23,880</u> |
| REVENUES OVER (UNDER) EXPENDITURES | 2,325,116 | 2,211,795 | (132,090) |
| OTHER FINANCING SOURCES (USES) | | | |
| Transfers out | <u>(3,716,375)</u> | <u>(3,716,375)</u> | <u>—</u> |
| | | | |
| Total other financing sources (uses) | (3,716,375) | (3,716,375) | — |
| NET CHANGE IN FUND BALANCE | <u>\$ (1,391,259)</u> | <u>(1,504,580)</u> | <u>(113,321)</u> |
| FUND BALANCE (GAAP), beginning of year | | 2,189,704 | |
| Less encumbrances, beginning of year | | <u>(27,486)</u> | |
| FUND BALANCE (GAAP), end of year | | <u>\$ 657,638</u> | |

BOONE COUNTY, MISSOURI

INTERNAL SERVICE FUNDS

Internal service funds are used to account for the financing of goods or services provided by one department or agency to other departments or agencies of the government and to other government units on a cost reimbursement basis.

Self-insured Health Plan Fund - Accounts for operations of the self-insured health plan for County employees.

Self-insured Dental Plan Fund - Accounts for operations of the self-insured dental plan for County employees.

Self-insured Workers' Compensation Fund - Accounts for operations of the self-insured workers' compensation plan for County Employees.

Self-insured Workers' Compensation Loss Control Fund - Accounts for the resources and expenses pertaining to loss control activities.

Facilities and Grounds Fund - Accounts for the operations of the Facilities Maintenance and Housekeeping Departments. Operating revenues are derived from all internal service charges to County departments based on square footage occupied.

Building and Grounds Capital Repair and Replacement Fund - Provides for the accumulation of resources to be used for major repairs and replacements for County owned buildings. The resources are derived from an annual internal service charge to departments based on square footage occupied.

Utilities Fund - Accounts for building utilities for the Government Center, Johnson Building, Courthouse, 607 East Ash, and the County owned space in the Centralia Clinic.

Family Health Center Capital Repair and Replacement - Accounts for the accumulation of resources to be used for major repairs and replacements for the County's 100% ownership interest in Unit 2 of the Health Facility. This portion of the Health Facility is currently leased to Family Health Center.

Health Department Capital Repair and Replacement - Accounts for the accumulation of resources to be used for major repairs and replacements for the County's ownership share of Unit 1 of the Health Facility. Unit 1 is jointly owned by the City of Columbia and the County. This portion of the Health Facility houses the City-County Health Department.

BOONE COUNTY, MISSOURI

**COMBINING STATEMENT OF NET ASSETS -
INTERNAL SERVICE FUNDS
December 31, 2009**

| | Self-Insured Health Plan | Self-Insured Dental Plan | Self-Insured Workers' Comp | Self-Insured Workers' Comp Loss Control | Facilities and Grounds | Bldg/Grmd Capital R & R | Utilities | Family Health Ctr Capital R & R | Health Department Capital R & R | Total |
|---|-----------------------------|-----------------------------|----------------------------------|--|------------------------------|-------------------------------|----------------|--|--|------------------|
| ASSETS | | | | | | | | | | |
| Current assets: | | | | | | | | | | |
| Investments | \$ 2,463,109 | 101,328 | 960,689 | 32,343 | 546,165 | 1,016,033 | 127,302 | 39,931 | 32,797 | 5,319,697 |
| Accrued interest | 6,048 | 257 | 2,235 | 94 | 1,374 | 2,540 | 367 | 96 | 79 | 13,090 |
| Accounts receivable | 5,747 | 10 | 6,470 | — | 12 | — | — | — | — | 12,239 |
| Due from others | — | 43 | — | — | — | — | — | — | — | 43 |
| Total current assets | <u>2,474,904</u> | <u>101,638</u> | <u>969,394</u> | <u>32,437</u> | <u>547,551</u> | <u>1,018,573</u> | <u>127,669</u> | <u>40,027</u> | <u>32,876</u> | <u>5,345,069</u> |
| Restricted Assets: | | | | | | | | | | |
| Investments | — | — | 205,000 | — | — | — | — | — | — | 205,000 |
| Noncurrent assets: | | | | | | | | | | |
| Capital assets, net | — | — | — | — | 36,789 | — | — | — | — | 36,789 |
| Construction in progress | — | — | — | — | — | 189,289 | — | — | — | 189,289 |
| Total assets | <u>2,474,904</u> | <u>101,638</u> | <u>1,174,394</u> | <u>32,437</u> | <u>584,340</u> | <u>1,207,862</u> | <u>127,669</u> | <u>40,027</u> | <u>32,876</u> | <u>5,776,147</u> |
| LIABILITIES | | | | | | | | | | |
| Current liabilities: | | | | | | | | | | |
| Accounts payable | — | — | — | 10,563 | 17,581 | 24,022 | 19,619 | — | — | 71,785 |
| Wages payable | — | — | — | — | 14,610 | — | — | — | — | 14,610 |
| Compensated absences | — | — | — | — | 17,030 | — | — | — | — | 17,030 |
| Accrued liabilities | — | — | — | — | 1,468 | — | — | — | — | 1,468 |
| Estimated liability for claims incurred but not paid | 158,778 | 21,791 | 323,247 | — | — | — | — | — | — | 503,816 |
| Due to other funds | — | — | — | — | — | 6,741 | — | — | — | 6,741 |
| Long-term liabilities: | | | | | | | | | | |
| Other post-employment benefit | 113,439 | — | — | — | — | — | — | — | — | 113,439 |
| Total liabilities | <u>272,217</u> | <u>21,791</u> | <u>323,247</u> | <u>10,563</u> | <u>50,689</u> | <u>30,763</u> | <u>19,619</u> | <u>—</u> | <u>—</u> | <u>728,889</u> |
| NET ASSETS | | | | | | | | | | |
| Invested in capital assets | — | — | — | — | 36,789 | 189,289 | — | — | — | 226,078 |
| Restricted for workers' compensation claims | — | — | 205,000 | — | — | — | — | — | — | 205,000 |
| Unrestricted | <u>2,202,687</u> | <u>79,847</u> | <u>646,147</u> | <u>21,874</u> | <u>496,862</u> | <u>987,810</u> | <u>108,050</u> | <u>40,027</u> | <u>32,876</u> | <u>4,616,180</u> |
| Total net assets | <u>\$ 2,202,687</u> | <u>79,847</u> | <u>851,147</u> | <u>21,874</u> | <u>533,651</u> | <u>1,177,099</u> | <u>108,050</u> | <u>40,027</u> | <u>32,876</u> | <u>5,047,258</u> |

BOONE COUNTY, MISSOURI

**COMBINING STATEMENT OF REVENUES, EXPENSES AND CHANGES IN FUND NET ASSETS -
INTERNAL SERVICE FUNDS
December 31, 2009**

| | Self-Insured Health Plan | Self-Insured Dental Plan | Self-Insured Workers' Comp | Self-Insured Workers' Comp Loss Control | Facilities and Grounds | Bldg/Grnd Capital R & R | Utilities | Family Health Ctr Capital R & R | Health Department Capital R & R | Total |
|---|-----------------------------|-----------------------------|----------------------------------|--|------------------------------|-------------------------------|----------------|--|--|------------------|
| OPERATING REVENUES | | | | | | | | | | |
| Intergovernmental | \$ 5,249 | 393 | — | — | — | — | — | — | — | 5,642 |
| Charges for services | 2,349,311 | 191,512 | 533,304 | — | 960,893 | 224,344 | 433,675 | — | — | 4,693,039 |
| Miscellaneous | 25,123 | — | 3,710 | — | 1,325 | — | — | — | — | 30,158 |
| Total operating revenues | <u>2,379,683</u> | <u>191,905</u> | <u>537,014</u> | <u>—</u> | <u>962,218</u> | <u>224,344</u> | <u>433,675</u> | <u>—</u> | <u>—</u> | <u>4,728,839</u> |
| OPERATING EXPENSES | | | | | | | | | | |
| Salaries and employee benefits | — | — | 761 | — | 563,555 | — | — | — | — | 564,316 |
| Supplies, services, and other charges | 525 | 39 | 77 | 895 | 298,779 | 43,625 | 432,136 | — | — | 776,076 |
| Claims expense | 1,788,870 | 177,217 | 270,114 | — | — | — | — | — | — | 2,236,201 |
| Professional services | 29,400 | — | — | 36,704 | — | — | — | — | — | 66,104 |
| Administrative fees | 313,745 | 14,914 | 57,686 | — | — | — | — | — | — | 386,345 |
| Other post employment benefit expense | 65,084 | — | — | — | — | — | — | — | — | 65,084 |
| Depreciation | — | — | — | — | 11,163 | — | — | — | — | 11,163 |
| Total operating expenses | <u>2,197,624</u> | <u>192,170</u> | <u>328,638</u> | <u>37,599</u> | <u>873,497</u> | <u>43,625</u> | <u>432,136</u> | <u>—</u> | <u>—</u> | <u>4,105,289</u> |
| Operating income (loss) | <u>182,059</u> | <u>(265)</u> | <u>208,376</u> | <u>(37,599)</u> | <u>88,721</u> | <u>180,719</u> | <u>1,539</u> | <u>—</u> | <u>—</u> | <u>623,550</u> |
| NONOPERATING REVENUES (EXPENSES) | | | | | | | | | | |
| Transfers in | — | — | — | 50,000 | — | — | — | — | — | 50,000 |
| Transfers out | — | — | (50,000) | — | — | — | — | — | — | (50,000) |
| Insurance proceeds | — | — | — | — | 166 | 7,598 | — | — | — | 7,764 |
| Investment income | 14,262 | 602 | 5,639 | 187 | 3,087 | 6,081 | 935 | 230 | 188 | 31,211 |
| Total nonoperating revenues (expenses) | <u>14,262</u> | <u>602</u> | <u>(44,361)</u> | <u>50,187</u> | <u>3,253</u> | <u>13,679</u> | <u>935</u> | <u>230</u> | <u>188</u> | <u>38,975</u> |
| Change in net assets | 196,321 | 337 | 164,015 | 12,588 | 91,974 | 194,398 | 2,474 | 230 | 188 | 662,525 |
| NET ASSETS, beginning of year | <u>2,006,366</u> | <u>79,510</u> | <u>687,132</u> | <u>9,286</u> | <u>441,677</u> | <u>982,701</u> | <u>105,576</u> | <u>39,797</u> | <u>32,688</u> | <u>4,384,733</u> |
| NET ASSETS, end of year | <u>\$ 2,202,687</u> | <u>79,847</u> | <u>851,147</u> | <u>21,874</u> | <u>533,651</u> | <u>1,177,099</u> | <u>108,050</u> | <u>40,027</u> | <u>32,876</u> | <u>5,047,258</u> |

BOONE COUNTY, MISSOURI

**COMBINING STATEMENT OF CASH FLOWS -
INTERNAL SERVICE FUNDS
For The Year Ended December 31, 2009**

| | Self-Insured Health Plan | Self-Insured Dental Plan | Self-Insured Workers' Comp | Self-Insured Workers' Comp Loss Control | Facilities and Grounds | Bldg/Grnd Capital R & R | Utilities | Family Health Ctr Capital R & R | Health Department Capital R & R | Total |
|---|-----------------------------|-----------------------------|----------------------------------|--|------------------------------|-------------------------------|-----------|--|--|-------------|
| CASH FLOWS FROM OPERATING ACTIVITIES | | | | | | | | | | |
| Receipts from customers | \$ 2,375,676 | 191,896 | 530,544 | — | 960,881 | 224,344 | 433,675 | — | — | 4,717,016 |
| Other operating cash receipts | — | — | — | — | 1,325 | — | — | — | — | 1,325 |
| Payments to employees | — | — | (761) | — | (562,563) | — | — | — | — | (563,324) |
| Payments to suppliers for goods and services | (2,141,256) | (185,702) | (287,886) | (29,586) | (304,062) | (65,561) | (449,372) | — | — | (3,463,425) |
| Net cash provided by (used in) operating activities | 234,420 | 6,194 | 241,897 | (29,586) | 95,581 | 158,783 | (15,697) | — | — | 691,592 |
| CASH FLOWS FROM NONCAPITAL FINANCING ACTIVITIES | | | | | | | | | | |
| Operating subsidies and transfers to other funds | — | — | (50,000) | 50,000 | — | — | — | — | — | — |
| CASH FLOWS FROM CAPITAL AND RELATED FINANCING ACTIVITIES | | | | | | | | | | |
| Purchase of capital assets | — | — | — | — | — | (189,289) | — | — | — | (189,289) |
| Insurance proceeds | — | — | — | — | 166 | 7,598 | — | — | — | 7,764 |
| Net cash provided by (used in) capital and related financing activities | — | — | — | — | 166 | (181,691) | — | — | — | (181,525) |
| CASH FLOWS FROM INVESTING ACTIVITIES | | | | | | | | | | |
| Proceeds from sales and maturities of investments | 2,147,224 | 187,100 | 771,695 | 31,179 | 875,637 | 269,327 | 451,503 | 522 | 429 | 4,734,616 |
| Purchase of investments | (2,393,556) | (193,798) | (968,159) | (51,725) | (973,868) | (251,467) | (436,632) | (712) | (584) | (5,270,501) |
| Interest | 11,912 | 504 | 4,567 | 132 | 2,484 | 5,048 | 826 | 190 | 155 | 25,818 |
| Net cash provided by (used in) investing activities | (234,420) | (6,194) | (191,897) | (20,414) | (95,747) | 22,908 | 15,697 | — | — | (510,067) |
| Net increase (decrease) in cash and cash equivalents | — | — | — | — | — | — | — | — | — | — |
| Cash and cash equivalents, beginning of year | — | — | — | — | — | — | — | — | — | — |
| Cash and cash equivalents, end of year | — | — | — | — | — | — | — | — | — | — |
| Reconciliation of operating income (loss) to net cash provided by (used in) operating activities: | | | | | | | | | | |
| Operating income (loss) | 182,059 | (265) | 208,376 | (37,599) | 88,721 | 180,719 | 1,539 | — | — | 623,550 |
| Depreciation | — | — | — | — | 11,163 | — | — | — | — | 11,163 |
| Change in assets and liabilities: | | | | | | | | | | |
| Decrease (increase) in receivables | (4,007) | (9) | (6,470) | — | (12) | — | — | — | — | (10,498) |
| Increase (decrease) in accounts payable | (8,716) | 6,468 | 39,991 | 8,013 | (5,474) | (21,936) | (17,236) | — | — | 1,110 |
| Increase (decrease) in wages payable | — | — | — | — | 1,292 | — | — | — | — | 1,292 |
| Increase (decrease) in prepaid expenses | — | — | — | — | 134 | — | — | — | — | 134 |
| Increase (decrease) in accrued liabilities | — | — | — | — | 57 | — | — | — | — | 57 |
| Increase (decrease) in compensated absences | — | — | — | — | (300) | — | — | — | — | (300) |
| Increase (decrease) in other post-employment benefit | 65,084 | — | — | — | — | — | — | — | — | 65,084 |
| Net cash provided by (used in) operating activities | \$ 234,420 | 6,194 | 241,897 | (29,586) | 95,581 | 158,783 | (15,697) | — | — | 691,592 |
| Noncash investing, capital, and financing activities: | | | | | | | | | | |
| Net appreciation (depreciation) in value of investments reported at fair value (not classified as cash equivalents) | (3,011) | (1,100) | (8,922) | (387) | (5,660) | (10,943) | (1,701) | (416) | (342) | (32,482) |

BOONE COUNTY, MISSOURI

FIDUCIARY FUNDS

Private Purpose Trust Funds are used to account for all other trust arrangements under which principal and income benefit individuals, private organizations, or other governments.

George Spencer Trust Fund - To account for interest earned on an initial principal deposit. Upon proper authorization, academic scholarships will be awarded from the interest earned.

Union Cemetery Trust Fund - To account for moneys held in trust by the County for the maintenance of Union Cemetery.

Rocky Fork Cemetery Trust Fund - To account for moneys held in trust by the County for the maintenance of Rocky Fork Cemetery.

Agency Funds account for moneys and properties held by the County as a trustee, custodian, or agent for individuals, for other governmental units, or for private organizations.

Special Taxing Districts Funds - To account for the moneys held on behalf of various taxing entities. Property taxes and other revenues billed and collected by the County on their behalf are recorded in a special taxing district fund. These moneys are invested by the County Treasurer and transferred to the entity upon request.

Fee Office Funds - To account for the collection and distribution of various fees, taxes, and other revenues.

Collector - To account for all property taxes collected in the County and the subsequent distribution to the various taxing entities.

Circuit Clerk - To account for all fees collected by the Circuit Clerk and the subsequent distribution of those fees to the State, County, or other entities.

Other Agency Funds:

County Public Schools Fund - To account for fines and forfeitures collected by the circuit court and remitted to all County schools once a year based on the percentage of enrollment in the County.

Criminal Costs Fund - To account for court costs of indigents reimbursed by the state to the County Treasurer. These moneys are then remitted to those parties originally incurring the costs.

Tax Sales Excess Fund - To account for excess proceeds from property sold by the County over the tax liability owed. These moneys must be kept for 20 years and, if not claimed, are then remitted to County schools.

Special Election Fund - To account for moneys collected from taxing entities for election costs and the disbursements made in regard to those elections. Any moneys collected in excess of costs are to be remitted back to the taxing entities.

BOONE COUNTY, MISSOURI

FIDUCIARY FUNDS *(Continued)*

Other Agency Funds (Continued):

Unclaimed Fees Fund - To account for old outstanding checks and unclaimed deposits maintained by the County Treasurer for one year after which time the moneys are transferred to the General Fund.

Sheriff's Inmate Fund - To account for moneys held by the County on behalf of inmates.

Boone County Cafeteria Plan Fund - To account for the moneys received and disbursed pursuant to the County's employee benefits cafeteria plan.

County Employee Retirement Fund - To account for the moneys collected and disbursed to the County Employee Retirement Fund (CERF). Pursuant to legislation enacted in August 1994, special fees are collected by various County offices and recorded in this fund, together with employee contributions. The moneys are subsequently transferred to the statewide fund, CERF, where they are invested. The plan is administered by a governing Board of Directors.

Boone County Juvenile Restitution Fund - To account for moneys collected from juveniles as restitution payments and the subsequent disbursement of those moneys to the rightful recipients.

Out of County Cash Bonds - To account for bond moneys collected at the Boone County Jail pertaining to other counties' outstanding warrants. The moneys are deposited with the Boone County Treasurer who then disperses the moneys to the appropriate jurisdiction.

Victim Restitution Fund - To account for restitution moneys collected from defendants prior to the disposition of their case.

Other Entity Funds - To account for the moneys held by the County Treasurer and invested on behalf of the following entities: Health Facility Condo Board; the Soil and Water District; the Boone Retirement Center; the Extension Council; the Callahan Watershed District; and the Industrial Development Authority.

BOONE COUNTY, MISSOURI

**COMBINING STATEMENT OF FIDUCIARY NET ASSETS
PRIVATE PURPOSE TRUST FUNDS
December 31, 2009**

| | <u>George Spencer Trust Fund</u> | <u>Union Cemetery Trust Fund</u> | <u>Rocky Fork Cemetery Trust Fund</u> | <u>Total</u> |
|----------------------|--------------------------------------|--------------------------------------|---|----------------|
| ASSETS | | | | |
| Current assets: | | | | |
| Investments | \$ 32,607 | 7,468 | 79,062 | 119,137 |
| Accrued interest | <u>78</u> | <u>18</u> | <u>193</u> | <u>289</u> |
| Total assets | <u>32,685</u> | <u>7,486</u> | <u>79,255</u> | <u>119,426</u> |
| LIABILITIES | | | | |
| Current liabilities: | | | | |
| Accounts payable | <u>—</u> | <u>—</u> | <u>—</u> | <u>—</u> |
| Total liabilities | <u>—</u> | <u>—</u> | <u>—</u> | <u>—</u> |
| NET ASSETS | | | | |
| Held in trust | <u>32,685</u> | <u>7,486</u> | <u>79,255</u> | <u>119,426</u> |
| Total net assets | <u>\$ 32,685</u> | <u>7,486</u> | <u>79,255</u> | <u>119,426</u> |

BOONE COUNTY, MISSOURI

**COMBINING STATEMENT OF CHANGES IN FIDUCIARY NET ASSETS
PRIVATE PURPOSE TRUST FUNDS
December 31, 2009**

| | <u>George Spencer Trust Fund</u> | <u>Union Cemetery Trust Fund</u> | <u>Rocky Fork Cemetery Trust Fund</u> | <u>Total</u> |
|---------------------------------------|--------------------------------------|--------------------------------------|---|----------------|
| ADDITIONS | | | | |
| Investment income | \$ 190 | 44 | 474 | 708 |
| Total additions | <u>190</u> | <u>44</u> | <u>474</u> | <u>708</u> |
| DEDUCTIONS | | | | |
| Scholarships | 916 | — | — | 916 |
| Supplies, services, and other charges | — | 299 | 2,800 | 3,099 |
| Total deductions | <u>916</u> | <u>299</u> | <u>2,800</u> | <u>4,015</u> |
| Change in net assets | (726) | (255) | (2,326) | (3,307) |
| NET ASSETS, | | | | |
| beginning of year | <u>33,411</u> | <u>7,741</u> | <u>81,581</u> | <u>122,733</u> |
| NET ASSETS, | | | | |
| end of year | <u>\$ 32,685</u> | <u>7,486</u> | <u>79,255</u> | <u>119,426</u> |

BOONE COUNTY, MISSOURI

**COMBINING SCHEDULE OF FIDUCIARY ASSETS AND LIABILITIES -
AGENCY FUNDS
December 31, 2009**

| | Special Taxing Districts | Collector | Circuit Clerk | Other | Total |
|-------------------------------------|--------------------------------|--------------------|------------------|------------------|--------------------|
| ASSETS | | | | | |
| Current assets: | | | | | |
| Cash and cash equivalents | \$ 305,558 | 12,530,939 | 909,735 | 3,793 | 13,750,025 |
| Investments | 11,940,372 | 90,449,510 | 306,198 | 1,177,545 | 103,873,625 |
| Accrued interest | 30,736 | 42,220 | — | 3,276 | 76,232 |
| Accounts receivable | — | — | — | 3,877 | 3,877 |
| Property taxes receivable | — | 22,652,736 | — | — | 22,652,736 |
| Due from others | — | 96,910 | — | 60,927 | 157,837 |
| Total assets | <u>12,276,666</u> | <u>125,772,315</u> | <u>1,215,933</u> | <u>1,249,418</u> | <u>140,514,332</u> |
| LIABILITIES | | | | | |
| Accounts payable | — | 408,265 | — | 1,075 | 409,340 |
| Due to other political subdivisions | 12,276,666 | 125,364,050 | 1,215,933 | 1,245,493 | 140,102,142 |
| Advance from other funds | — | — | — | 2,850 | 2,850 |
| Total liabilities | <u>\$ 12,276,666</u> | <u>125,772,315</u> | <u>1,215,933</u> | <u>1,249,418</u> | <u>140,514,332</u> |

BOONE COUNTY, MISSOURI

**COMBINING SCHEDULE OF CHANGES IN ASSETS AND LIABILITIES -
FIDUCIARY FUNDS - AGENCY FUNDS
For The Year Ended December 31, 2009**

| | Balance January 1, 2009 | Additions | Deductions | Balance December 31, 2009 |
|-------------------------------------|-------------------------------|--------------------|--------------------|---------------------------------|
| TOTALS ALL AGENCY FUNDS | | | | |
| Assets: | | | | |
| Cash and cash equivalents | \$ 16,168,693 | 27,714,853 | 30,133,521 | 13,750,025 |
| Investments | 96,303,254 | 206,027,810 | 198,457,439 | 103,873,625 |
| Accrued interest | 51,621 | 196,667 | 172,056 | 76,232 |
| Accounts receivable | 84,988 | 3,877 | 84,988 | 3,877 |
| Property taxes receivable | 27,035,010 | 56,349,938 | 60,732,212 | 22,652,736 |
| Due from others | 294,796 | 835,839 | 702,064 | 157,837 |
| | <u>139,938,362</u> | <u>291,128,984</u> | <u>290,282,280</u> | <u>140,514,332</u> |
| Total assets | | | | |
| Liabilities: | | | | |
| Accounts payable | 283,989 | 120,302,578 | 120,177,227 | 409,340 |
| Due to other political subdivisions | 139,513,929 | 178,921,432 | 178,333,219 | 140,102,142 |
| Advance from other funds | 140,444 | 2,850 | 140,444 | 2,850 |
| | <u>139,938,362</u> | <u>299,226,860</u> | <u>298,650,890</u> | <u>140,514,332</u> |
| Total liabilities | \$ | <u>139,938,362</u> | <u>299,226,860</u> | <u>298,650,890</u> |

(Continued)

BOONE COUNTY, MISSOURI

**COMBINING SCHEDULE OF CHANGES IN ASSETS AND LIABILITIES -
FIDUCIARY FUNDS - AGENCY FUNDS
For The Year Ended December 31, 2009**

| | Balance January 1, 2009 | Additions | Deductions | Balance December 31, 2009 |
|-------------------------------------|-------------------------------|-------------------|-------------------|---------------------------------|
| SPECIAL TAXING DISTRICTS | | | | |
| Assets: | | | | |
| Cash and cash equivalents | \$ 4,276 | 5,147,917 | 4,846,635 | 305,558 |
| Investments | 10,851,039 | 12,724,170 | 11,634,837 | 11,940,372 |
| Accrued interest | 22,514 | 101,128 | 92,906 | 30,736 |
| Property Tax Receivable | 17,688 | — | 17,688 | — |
| | <u>10,895,517</u> | <u>17,973,215</u> | <u>16,592,066</u> | <u>12,276,666</u> |
| Total assets | | | | |
| Liabilities: | | | | |
| Due to other political subdivisions | 10,895,517 | 26,062,895 | 24,681,746 | 12,276,666 |
| | <u>10,895,517</u> | <u>26,062,895</u> | <u>24,681,746</u> | <u>12,276,666</u> |
| Total liabilities | | | | |
| FEE OFFICES-CIRCUIT CLERK | | | | |
| Assets: | | | | |
| Cash and cash equivalents | 962,378 | 8,472,117 | 8,524,760 | 909,735 |
| Investments | 309,386 | 5,537 | 8,725 | 306,198 |
| | <u>1,271,764</u> | <u>8,477,654</u> | <u>8,533,485</u> | <u>1,215,933</u> |
| Total assets | | | | |
| Liabilities: | | | | |
| Due to other political subdivisions | 1,271,764 | 8,477,654 | 8,533,485 | 1,215,933 |
| | <u>1,271,764</u> | <u>8,477,654</u> | <u>8,533,485</u> | <u>1,215,933</u> |
| Total liabilities | | | | |

(Continued)

BOONE COUNTY, MISSOURI

**COMBINING SCHEDULE OF CHANGES IN ASSETS AND LIABILITIES -
FIDUCIARY FUNDS - AGENCY FUNDS
For The Year Ended December 31, 2009**

| | Balance January 1, 2009 | Additions | Deductions | Balance December 31, 2009 |
|-------------------------------------|-------------------------------|--------------------|--------------------|---------------------------------|
| FEE OFFICES—COLLECTOR | | | | |
| Assets: | | | | |
| Cash and cash equivalents | \$ 15,196,358 | 13,817,499 | 16,482,918 | 12,530,939 |
| Investments | 83,940,455 | 190,036,176 | 183,527,121 | 90,449,510 |
| Accrued interest | 26,792 | 84,660 | 69,232 | 42,220 |
| Property taxes receivable | 27,017,322 | 56,349,938 | 60,714,524 | 22,652,736 |
| Due from others | 122,301 | 774,346 | 799,737 | 96,910 |
| | <u>126,303,228</u> | <u>261,062,619</u> | <u>261,593,532</u> | <u>125,772,315</u> |
| Total assets | <u>126,303,228</u> | <u>261,062,619</u> | <u>261,593,532</u> | <u>125,772,315</u> |
| Liabilities: | | | | |
| Accounts payable | 280,844 | 119,764,991 | 119,637,570 | 408,265 |
| Due to other political subdivisions | 126,022,384 | 141,285,351 | 141,943,685 | 125,364,050 |
| | <u>126,303,228</u> | <u>261,050,342</u> | <u>261,581,255</u> | <u>125,772,315</u> |
| Total liabilities | <u>\$ 126,303,228</u> | <u>261,050,342</u> | <u>261,581,255</u> | <u>125,772,315</u> |

(Continued)

BOONE COUNTY, MISSOURI

**COMBINING SCHEDULE OF CHANGES IN ASSETS AND LIABILITIES -
FIDUCIARY FUNDS - AGENCY FUNDS
For The Year Ended December 31, 2009**

| | Balance January 1, 2009 | Additions | Deductions | Balance December 31, 2009 |
|-------------------------------------|-------------------------------|-----------------------------|-----------------------------|---------------------------------|
| | <u> </u> | <u> </u> | <u> </u> | <u> </u> |
| OTHER AGENCY FUNDS | | | | |
| Assets: | | | | |
| Cash and cash equivalents | \$ 5,681 | 277,320 | 279,208 | 3,793 |
| Investments | 1,202,374 | 3,261,927 | 3,286,756 | 1,177,545 |
| Accrued interest | 2,315 | 10,879 | 9,918 | 3,276 |
| Accounts receivable | 84,988 | 3,877 | 84,988 | 3,877 |
| Due from others | 172,495 | 61,493 | 173,061 | 60,927 |
| | <u> </u> | <u> </u> | <u> </u> | <u> </u> |
| Total assets | <u>1,467,853</u> | <u>3,615,496</u> | <u>3,833,931</u> | <u>1,249,418</u> |
| | | | | |
| Liabilities: | | | | |
| Accounts payable | 3,145 | 537,587 | 539,657 | 1,075 |
| Due to other political subdivisions | 1,324,264 | 3,095,532 | 3,174,303 | 1,245,493 |
| Advance from other funds | 140,444 | 2,850 | 140,444 | 2,850 |
| | <u> </u> | <u> </u> | <u> </u> | <u> </u> |
| Total liabilities | <u>\$ 1,467,853</u> | <u>3,635,969</u> | <u>3,854,404</u> | <u>1,249,418</u> |

BOONE COUNTY, MISSOURI
STATISTICAL SECTION
(Unaudited)

This section of the comprehensive annual financial report presents detailed information as a context for understanding the financial statements, note disclosures, required supplementary information, and other supplementary information. This section is intended to aid the reader in drawing conclusions about the county's overall financial health.

Table Page

Financial Trends

These schedules contain trend information to help the reader understand how the County's financial performance and well-being have changed over time:

| | | |
|--|---|-----------|
| Net Assets by Component | 1 | 145 |
| Changes in Net Assets | 2 | 146 - 147 |
| Fund Balances of Governmental Funds | 3 | 148 |
| Changes in fund Balances of Governmental Funds | 4 | 149 |

Revenue Capacity

These schedules contain information to help the reader assess the factors affecting the County's ability to generate its primary revenue source, sales tax:

| | | |
|---|---|-----|
| Taxable Sales by Category | 5 | 150 |
| Direct and Overlapping Sales Tax Rates—County and State | 6 | 151 |
| Overlapping Sales Tax Rates—County, State, and Cities | 7 | 152 |

Debt Capacity

These schedules present information to help the reader assess the affordability of the County's current levels of outstanding debt and the County's ability to issue additional debt in the future.

| | | |
|---|----|-----|
| Ratios of Outstanding Debt by Type | 8 | 153 |
| Ratios of General Bonded Debt Outstanding | 9 | 154 |
| Legal Debt Margin | 10 | 155 |
| Pledged-Revenue Coverage | 11 | 156 |

Demographic and Economic Information

These schedules offer demographic and economic indicators to help the reader understand the environment within which the County's financial activities take place and to help make comparisons over time and with other governments:

| | | |
|-------------------------------------|----|-----|
| Demographic and Economic Statistics | 12 | 157 |
| Principal Employers | 13 | 158 |

Operating Information

These schedules contain information about the County's operations and resources to help the reader understand how the County's financial information relates to the services the County provides and the activities it performs.

| | | |
|---|----|-----|
| Full-Time Equivalent County Employees by Function | 14 | 159 |
| Operating Indicators by Function | 15 | 160 |
| Capital Asset Statistics by Function | 16 | 161 |

BOONE COUNTY, MISSOURI

**NET ASSETS BY COMPONENT
LAST SEVEN FISCAL YEARS**

Table 1

| | Fiscal Year | | | | | | |
|---|----------------------|-------------------|-------------------|--------------------|--------------------|--------------------|--------------------|
| | — | <u>2004</u> | <u>2005</u> | <u>2006</u> | <u>2007</u> | <u>2008</u> | <u>2009</u> |
| Governmental Activities | | | | | | | |
| Invested in capital assets, net of related debt | \$ 33,367,459 | 38,159,971 | 39,783,056 | 86,587,212 | 84,283,160 * | 86,300,817 * | 83,875,914 |
| Restricted | 10,971,616 | 7,962,221 | 12,532,993 | 18,182,305 | 23,598,191 | 20,988,696 | 23,366,471 |
| Unrestricted | <u>9,140,402</u> | <u>11,934,864</u> | <u>11,547,276</u> | <u>10,603,858</u> | <u>10,597,314</u> | <u>10,637,900</u> | <u>8,213,386</u> |
| Total governmental activities net assets | <u>53,479,477</u> | <u>58,057,056</u> | <u>63,863,325</u> | <u>115,373,375</u> | <u>118,478,665</u> | <u>117,927,413</u> | <u>115,455,771</u> |
| Total primary government net assets | \$ <u>53,479,477</u> | <u>58,057,056</u> | <u>63,863,325</u> | <u>115,373,375</u> | <u>118,478,665</u> | <u>117,927,413</u> | <u>115,455,771</u> |

* GASB Statement No. 34 included retrospective reporting requirements for infrastructure, effective FY2007. Accordingly, the County has restated FY2006 net assets for this table; the total has been increased by \$43,259,594.

Notes:

The County does not operate business type activities. As a result, the amounts presented above for governmental activities represent those for the primary government as a whole.

The County implemented GASB Statement 34 in 2003. Therefore, information prior to 2003 is not available.

2003

BOONE COUNTY, MISSOURI

**CHANGES IN NET ASSETS
LAST SEVEN FISCAL YEARS**

Table 2

| | Fiscal Year | | | | | | |
|---|-------------|-------------------|-------------------|-------------------|-------------------|-------------------|-------------------|
| | | <u>2004</u> | <u>2005</u> | <u>2006</u> | <u>2007</u> | <u>2008</u> | <u>2009</u> |
| Expenses | | | | | | | |
| Governmental activities: | | | | | | | |
| Policy and administration | \$ | 6,024,342 | 6,776,220 | 6,520,149 | 8,235,033 | 8,351,758 | 7,302,080 |
| Law enforcement and judicial | | 14,861,271 | 15,218,767 | 15,556,658 | 16,452,287 | 18,355,489 | 18,630,308 |
| Environment, public buildings, and infrastructure | | 10,636,282 | 10,216,603 | 11,331,430 | 13,178,130 | 19,846,910 | 20,497,171 |
| Community health and public services | | 1,197,204 | 1,112,171 | 1,232,866 | 1,171,702 | 1,316,693 | 1,219,320 |
| Economic vitality | | 66,000 | 66,000 | 67,875 | 66,000 | 66,000 | 66,000 |
| Beautification and recreation | | 27,291 | 36,819 | 39,842 | 41,008 | 42,141 | 58,877 |
| Protective inspection | | 823,532 | 895,051 | 1,047,305 | 1,039,597 | 1,082,119 | 1,041,387 |
| Interest and fiscal charges | | 401,632 | 191,180 | 320,576 | 284,280 | 277,262 | 279,209 |
| Total primary government expenses | | <u>34,037,554</u> | <u>34,512,811</u> | <u>36,116,701</u> | <u>40,468,037</u> | <u>49,338,372</u> | <u>49,094,352</u> |
| Program Revenues | | | | | | | |
| Governmental activities: | | | | | | | |
| Charges for services: | | | | | | | |
| Policy and administration | | 3,513,267 | 3,461,172 | 3,588,425 | 3,941,928 | 3,881,039 | 3,826,596 |
| Law enforcement and judicial | | 1,504,558 | 1,451,692 | 1,580,250 | 1,660,417 | 1,702,664 | 1,955,473 |
| Environment, public buildings, and infrastructure | | 16,275 | 11,964 | 283,553 | 625,299 | 139,191 | 76,031 |
| Protective inspection | | 255,236 | 267,983 | 319,135 | 319,633 | 265,379 | 156,805 |
| Other | | 200 | 32,079 | 36,951 | 34,355 | 35,258 | 39,991 |
| Operating grants and contributions: | | 4,248,591 | 4,138,405 | 4,079,444 | 4,174,709 | 4,664,023 | 4,713,632 |
| Capital grants and contributions: | | <u>1,136,706</u> | <u>537,212</u> | <u>96,000</u> | <u>2,306,349</u> | <u>1,049,328</u> | <u>798,921</u> |
| Total primary government program revenues | | <u>10,674,833</u> | <u>9,900,507</u> | <u>9,983,758</u> | <u>13,062,690</u> | <u>11,736,882</u> | <u>10,768,528</u> |
| Net (Expense)/Revenue | | | | | | | |
| Total primary government net expense | | (23,362,721) | (24,612,304) | (26,132,943) | (27,405,347) | (37,601,490) | (38,325,824) |

BOONE COUNTY, MISSOURI

**CHANGES IN NET ASSETS
LAST SEVEN FISCAL YEARS****Table 2 (Continued)**

| | <u>2003</u> | <u>2004</u> | <u>2005</u> | <u>2006</u> | <u>2007</u> | <u>2008</u> | <u>2009</u> |
|---|---------------------|-------------------|-------------------|-------------------|-------------------|-------------------|--------------------|
| General Revenues and Other Changes in Net Assets | | | | | | | |
| Governmental Activities: | | | | | | | |
| Property taxes | 3,149,292 | 3,139,387 | 3,467,469 | 3,900,415 | 4,052,018 | 4,182,556 | 4,227,381 |
| Sales Taxes | 22,830,022 | 23,873,177 | 25,452,011 | 27,751,933 | 31,463,171 | 30,948,772 | 28,967,457 |
| Franchise and other taxes | 164,694 | 175,724 | 193,172 | 213,759 | 222,558 | 204,337 | 283,856 |
| Investment revenue | 220,320 | 256,721 | 660,643 | 1,311,016 | 1,640,430 | 1,024,891 | 221,272 |
| Hospital lease revenue | 1,404,518 | 1,430,923 | 1,477,571 | 1,528,104 | 1,566,918 | 1,630,692 | 1,632,323 |
| Gain on sale of capital assets | 116,848 | 20,554 | 255,692 | 37,012 | 2,654 | 191 | 50,407 |
| Miscellaneous | 438,407 | 293,397 | 432,654 | 913,564 | 1,759,031 | 469,744 | 471,486 |
| Total general revenues- - primary government | <u>28,324,101</u> | <u>29,189,883</u> | <u>31,939,212</u> | <u>35,655,803</u> | <u>40,706,780</u> | <u>38,461,183</u> | <u>35,854,182</u> |
| | | | | | | | |
| Change in Net Assets - primary government | \$ <u>4,961,380</u> | <u>4,577,579</u> | <u>5,806,269</u> | <u>8,250,456</u> | <u>3,105,290</u> | <u>(551,252)</u> | <u>(2,471,642)</u> |

BOONE COUNTY, MISSOURI

**FUND BALANCES, GOVERNMENTAL FUNDS
LAST TEN YEARS**

Table 3

| | Fiscal Year | | | | | Fiscal Year | | | | |
|--|----------------------|-------------------|-------------------|-------------------|-------------------|-------------------|-------------------|-------------------|-------------------|-------------------|
| | 2000 | 2001 | 2002 | 2003 | 2004 | 2005 | 2006 | 2007 | 2008 | 2009 |
| Major Funds: | | | | | | | | | | |
| General Fund | | | | | | | | | | |
| Reserved | \$ 1,615,439 | 969,375 | 568,247 | 586,909 | 629,288 | 889,818 | 624,002 | 703,031 | 568,077 | 644,442 |
| Unreserved | | | | | | | | | | |
| Designated | 689,898 | 1,556,306 | 1,823,525 | 1,823,525 | 2,123,525 | 2,200,000 | — | — | — | — |
| Undesignated | 5,913,616 | 5,899,798 | 6,886,105 | 7,728,966 | 6,392,552 | 7,559,716 | 7,860,355 | 7,311,833 | 6,868,246 | 6,749,993 |
| Total General Fund | <u>8,218,953</u> | <u>8,425,479</u> | <u>9,277,877</u> | <u>10,139,400</u> | <u>9,145,365</u> | <u>10,649,534</u> | <u>8,484,357</u> | <u>8,014,864</u> | <u>7,436,323</u> | <u>7,394,435</u> |
| Road and Bridge Fund | | | | | | | | | | |
| Reserved | 1,754,587 | 1,156,319 | 960,643 | 1,098,592 | 2,198,921 | 2,411,516 | 1,241,348 | 1,133,864 | 1,340,571 | 1,622,614 |
| Unreserved | | | | | | | | | | |
| Designated | — | — | — | — | — | — | 500,000 | 500,000 | 1,039,400 | 1,039,400 |
| Undesignated | 1,289,582 | 1,680,221 | 2,347,735 | 2,633,790 | 2,966,534 | 4,089,014 | 5,320,265 | 7,114,339 | 6,663,439 | 5,699,725 |
| Total Road and Bridge Fund | <u>3,044,169</u> | <u>2,836,540</u> | <u>3,308,378</u> | <u>3,732,382</u> | <u>5,165,455</u> | <u>6,500,530</u> | <u>7,061,613</u> | <u>8,748,203</u> | <u>9,043,410</u> | <u>8,361,739</u> |
| Law Enforcement Services Fund | | | | | | | | | | |
| Reserved | — | — | — | 262,895 | 28,005 | 34,051 | 307,307 | 89,426 | 22,817 | 14,411 |
| Unreserved | | | | | | | | | | |
| Designated | — | — | — | 250,000 | 250,000 | 250,000 | 250,000 | 250,000 | 879,000 | 879,000 |
| Undesignated | — | — | — | 217,789 | 543,952 | 763,388 | 1,075,464 | 1,125,325 | 607,399 | 529,276 |
| Total Law Enforcement Services Fund | <u>—</u> | <u>—</u> | <u>—</u> | <u>730,684</u> | <u>821,957</u> | <u>1,047,439</u> | <u>1,632,771</u> | <u>1,464,751</u> | <u>1,509,216</u> | <u>1,422,687</u> |
| Capital Project Funds * | | | | | | | | | | |
| Reserved | — | — | — | 888,639 | — | — | — | — | — | 906,826 |
| Unreserved | — | — | — | 563,895 | — | — | — | — | — | 3,443,590 |
| Total Capital Project Fund | <u>—</u> | <u>—</u> | <u>—</u> | <u>1,452,534</u> | <u>—</u> | <u>—</u> | <u>—</u> | <u>—</u> | <u>—</u> | <u>4,350,416</u> |
| Federal HAVA Election Fund | | | | | | | | | | |
| Unreserved | — | — | — | — | — | — | (113,234) | — | — | — |
| Total Federal HAVA Election Fund | <u>—</u> | <u>—</u> | <u>—</u> | <u>—</u> | <u>—</u> | <u>—</u> | <u>(113,234)</u> | <u>—</u> | <u>—</u> | <u>—</u> |
| One-Fifth Cent Sales Tax Capital Improvement Fund | | | | | | | | | | |
| Reserved | — | — | — | — | — | — | 3,382,586 | 7,089,020 | 2,189,704 | 657,638 |
| Total One-Fifth Cent Sales Tax Capital Improvement Fund | <u>—</u> | <u>—</u> | <u>—</u> | <u>—</u> | <u>—</u> | <u>—</u> | <u>3,382,586</u> | <u>7,089,020</u> | <u>2,189,704</u> | <u>657,638</u> |
| Non Major Funds (all other governmental funds): | | | | | | | | | | |
| Reserved | 1,783,247 | 1,564,695 | 988,470 | 2,599,923 | 1,872,511 | 2,033,106 | 2,131,335 | 2,011,361 | 4,209,498 | 4,063,769 |
| Unreserved, reported in: | | | | | | | | | | |
| Special revenue funds | 1,302,361 | 2,179,041 | 2,989,849 | 2,617,828 | 2,893,049 | 2,934,381 | 3,605,626 | 4,154,991 | 3,862,723 | 3,320,068 |
| Debt service funds | — | — | — | — | — | — | — | — | — | — |
| Capital project funds | 167,148 | 155,898 | 1,095,173 | 83,018 | 180,205 | 269,146 | 421,968 | 295,568 | 2,529,885 | 790,314 |
| Total all non major governmental funds | <u>\$ 3,252,756</u> | <u>3,899,634</u> | <u>5,073,492</u> | <u>5,300,769</u> | <u>4,945,765</u> | <u>5,236,633</u> | <u>6,158,929</u> | <u>6,461,920</u> | <u>10,602,106</u> | <u>8,174,151</u> |
| Total fund balance- all governmental funds combined | <u>\$ 14,515,878</u> | <u>15,161,653</u> | <u>17,659,747</u> | <u>21,355,769</u> | <u>20,078,542</u> | <u>23,434,136</u> | <u>26,607,022</u> | <u>31,778,758</u> | <u>30,780,759</u> | <u>30,361,066</u> |

BOONE COUNTY, MISSOURI

CHANGES IN FUND BALANCES, GOVERNMENTAL FUNDS LAST TEN YEARS

Table 4

| | Fiscal Year | | | | | | | | | |
|---|-------------------|-------------------|-------------------|-------------------|-------------------|-------------------|-------------------|-------------------|-------------------|-------------------|
| | 2000 | 2001 | 2002 | 2003 | 2004 | 2005 | 2006 | 2007 | 2008 | 2009 |
| Revenues: | | | | | | | | | | |
| Property taxes | \$ 2,676,010 | 2,961,134 | 3,024,767 | 3,162,565 | 3,222,224 | 3,530,953 | 3,772,895 | 4,032,706 | 4,160,203 | 4,212,637 |
| Assessments | 363,140 | 444,089 | 361,028 | 209,541 | 227,015 | 226,077 | 206,031 | 148,743 | 105,288 | 182,385 |
| Sales taxes | 18,289,363 | 19,094,072 | 19,704,957 | 22,830,022 | 23,873,177 | 25,452,011 | 27,751,933 | 31,463,171 | 30,948,772 | 28,967,457 |
| Other taxes | 94,553 | 80,074 | 137,711 | 137,206 | 143,692 | 162,240 | 175,895 | 185,691 | 179,159 | 157,199 |
| Licenses and permits | 253,414 | 284,832 | 340,430 | 398,227 | 434,809 | 471,331 | 476,771 | 454,054 | 360,946 | 352,289 |
| Intergovernmental | 4,002,744 | 4,380,202 | 4,489,297 | 4,430,181 | 4,541,519 | 4,398,261 | 5,338,568 | 4,884,000 | 4,397,129 | 5,032,989 |
| Charges for services | 3,459,939 | 3,854,780 | 4,480,285 | 4,732,415 | 4,547,665 | 4,769,872 | 5,470,963 | 5,105,838 | 5,126,334 | 5,101,833 |
| Fines and forfeitures | 129,229 | 94,832 | 138,919 | 27,284 | 21,631 | 27,846 | 22,774 | 23,121 | 41,167 | 44,443 |
| Investment income | 723,357 | 605,999 | 416,156 | 190,099 | 229,256 | 564,710 | 1,082,934 | 1,345,231 | 878,200 | 190,061 |
| Interfund services provided | — | — | — | 210,962 | 224,720 | 225,310 | 255,814 | 239,962 | 240,205 | 250,552 |
| Miscellaneous: | | | | | | | | | | |
| Hospital lease revenue | 1,350,000 | 450,000 | 1,371,600 | 1,404,518 | 1,430,923 | 1,477,571 | 1,528,104 | 1,566,918 | 1,630,692 | 1,632,323 |
| Contributions | 1,656 | 17,018 | 9,056 | 500,800 | 550 | 1,110 | 150 | 8,500 | 15,000 | 18,768 |
| Other | 358,189 | 454,585 | 1,415,859 | 493,727 | 322,602 | 555,562 | 426,262 | 446,365 | 516,098 | 506,889 |
| Total revenues | 31,701,594 | 32,721,617 | 35,890,065 | 38,727,547 | 39,219,783 | 41,862,854 | 46,509,094 | 49,904,300 | 48,599,193 | 46,649,825 |
| Expenditures: | | | | | | | | | | |
| Policy and administration | 4,675,963 | 4,744,358 | 5,539,366 | 5,540,692 | 6,410,794 | 6,076,780 | 7,307,779 | 7,153,954 | 7,638,125 | 6,641,324 |
| Law enforcement and judicial | 10,781,975 | 11,652,925 | 12,013,715 | 13,889,533 | 14,738,670 | 15,250,197 | 16,245,940 | 16,726,536 | 17,362,611 | 17,873,735 |
| Environment, public buildings, and infrastructure | 12,126,404 | 12,310,656 | 11,107,396 | 10,947,892 | 10,925,593 | 11,846,846 | 13,781,534 | 13,355,121 | 14,353,738 | 16,406,706 |
| Community health and public services | 1,445,291 | 1,029,804 | 1,185,831 | 1,196,286 | 1,112,171 | 1,232,866 | 1,171,702 | 1,227,491 | 1,238,888 | 1,167,384 |
| Economic vitality | 69,500 | 72,500 | 66,000 | 66,000 | 66,000 | 67,875 | 66,000 | 66,000 | 66,000 | 66,000 |
| Beautification and recreation | 16,294 | 30,929 | 34,137 | 27,291 | 36,769 | 39,842 | 41,008 | 42,141 | 56,485 | 58,877 |
| Protective inspection | 675,701 | 634,678 | 722,046 | 774,519 | 887,844 | 1,037,370 | 1,046,238 | 1,069,967 | 1,094,470 | 1,021,169 |
| Interfund services used | — | — | — | 210,962 | 224,720 | 225,310 | 255,814 | 239,962 | 240,205 | 250,552 |
| Capital outlay | 1,467,191 | 2,231,190 | 2,345,818 | 4,935,013 | 5,494,232 | 4,651,099 | 3,414,011 | 4,527,205 | 8,632,511 | 3,056,598 |
| Debt service: | | | | | | | | | | |
| Principal retirement | 685,176 | 964,761 | 764,890 | 813,609 | 519,610 | 461,454 | 402,000 | 413,000 | 466,000 | 444,000 |
| Interest and fiscal charges | 201,493 | 249,609 | 213,305 | 280,663 | 229,260 | 272,669 | 290,888 | 288,609 | 273,757 | 283,790 |
| Total expenditures | 32,144,988 | 33,921,410 | 33,992,504 | 38,682,460 | 40,645,663 | 41,162,308 | 44,022,914 | 45,109,986 | 51,422,790 | 47,270,135 |
| Revenues over (under) expenditures | (443,394) | (1,199,793) | 1,897,561 | 45,087 | (1,425,880) | 700,546 | 2,486,180 | 4,794,314 | (2,823,597) | (620,310) |
| Other Financing Sources (Uses): | | | | | | | | | | |
| Issuance of long-term debt | 462,771 | 302,347 | — | 5,240,000 | — | 2,005,000 | 182,000 | — | 1,700,000 | — |
| Premium on long-term debt | — | — | — | 87,594 | — | — | — | — | — | — |
| Payments for bond refunding | — | — | — | (1,898,933) | — | — | — | — | — | — |
| Proceeds of capital leases | 228,341 | — | — | — | — | — | — | — | — | — |
| Transfers in | 9,491,119 | 9,829,057 | 9,967,246 | 230,652 | 953,304 | 404,338 | 2,626,876 | 827,009 | 3,101,867 | 4,736,420 |
| Transfers out | (9,491,119) | (10,029,057) | (10,314,508) | (230,652) | (953,304) | (404,338) | (2,626,876) | (827,009) | (3,101,867) | (4,736,420) |
| Local use tax refund | — | — | — | — | — | — | — | — | — | — |
| Insurance proceeds | — | — | — | — | — | — | 237,622 | 160,822 | 26,823 | 28,621 |
| Sale of capital assets | — | — | 947,795 | 222,274 | 148,653 | 650,048 | 267,084 | 216,600 | 98,775 | 171,996 |
| Total other financing sources (uses) | 691,112 | 102,347 | 600,533 | 3,650,935 | 148,653 | 2,655,048 | 686,706 | 377,422 | 1,825,598 | 200,617 |
| Net change in fund balances | \$ 247,718 | (1,097,446) | 2,498,094 | 3,696,022 | (1,277,227) | 3,355,594 | 3,172,886 | 5,171,736 | (997,999) | (419,693) |
| Debt service as a percentage of noncapital expenditures | 2.9% | 3.8% | 3.1% | 3.2% | 2.1% | 2.0% | 1.7% | 1.7% | 1.7% | 1.6% |

BOONE COUNTY, MISSOURI**TAXABLE SALES BY CATEGORY
LAST TEN FISCAL YEARS**

Table 5

| Category | <u>2000</u> | <u>2001</u> | <u>2002</u> | <u>2003</u> | <u>2004</u> | <u>2005</u> | <u>2006</u> | <u>2007</u> | <u>2008</u> | <u>2009</u> |
|--|-------------------------|----------------------|----------------------|----------------------|----------------------|----------------------|----------------------|----------------------|----------------------|----------------------|
| General merchandise retail stores | \$ 104,087,701 | 165,887,652 | 303,660,060 | 328,260,554 | 350,606,705 | 380,847,908 | 409,784,463 | 437,041,100 | 453,469,833 | 451,426,016 |
| Eating and drinking establishments | 166,191,110 | 173,571,966 | 182,901,047 | 192,064,999 | 210,810,940 | 234,119,630 | 245,901,932 | 250,882,383 | 256,965,731 | 259,611,462 |
| Miscellaneous retail | 421,992,058 | 383,327,163 | 268,211,314 | 262,788,146 | 207,369,343 | 205,788,793 | 211,149,353 | 208,049,295 | 170,236,933 | 164,707,520 |
| Food stores | 160,165,466 | 169,297,047 | 173,095,570 | 169,697,586 | 176,859,876 | 186,041,430 | 192,953,568 | 188,354,313 | 187,526,069 | 187,969,216 |
| Furniture, home furnishings and equipment | 71,855,820 | 102,532,778 | 107,608,743 | 107,942,376 | 152,359,603 | 159,096,419 | 161,784,753 | 153,295,254 | 151,389,186 | 92,408,834 |
| Electric, gas, and sanitary | 120,220,324 | 128,799,412 | 128,161,804 | 135,331,391 | 137,351,544 | 155,552,041 | 168,540,873 | 184,998,226 | 97,425,630 | 95,986,937 |
| Building material; hardware, garden supply | 70,554,417 | 66,520,648 | 65,599,305 | 77,112,759 | 107,462,698 | 119,695,044 | 125,371,642 | 103,195,966 | 91,171,823 | 104,943,336 |
| Wholesale trade- durable goods | 64,064,763 | 62,655,741 | 64,045,973 | 67,316,251 | 80,442,371 | 82,297,426 | 104,208,957 | 87,873,156 | 64,732,353 | 60,870,568 |
| Communication | 33,123,476 | 38,949,206 | 35,428,604 | 75,041,319 | 76,195,717 | 79,791,721 | 87,217,700 | 86,462,973 | 90,983,902 | 95,461,110 |
| Wholesale trade- nondurable goods | 46,846,656 | 47,141,839 | 50,070,550 | 53,799,924 | 57,392,072 | 60,065,524 | 63,482,358 | 62,984,255 | 52,951,149 | 53,857,991 |
| Apparel and accessories | 43,555,495 | 43,421,276 | 42,845,312 | 43,403,914 | 47,445,561 | 51,727,564 | 53,908,741 | 56,415,889 | 59,212,790 | 60,256,938 |
| Automotive dealers and gasoline services | 38,972,247 | 42,140,459 | 45,114,665 | 54,432,842 | 44,500,520 | 49,463,645 | 55,331,141 | 59,237,012 | 64,248,234 | 90,459,039 |
| All other | 297,919,875 | 282,245,656 | 283,051,850 | 258,307,055 | 286,635,379 | 320,656,841 | 334,280,260 | 328,491,340 | 467,263,397 | 434,656,997 |
| Total | \$ <u>1,639,549,408</u> | <u>1,706,490,843</u> | <u>1,749,794,797</u> | <u>1,825,499,116</u> | <u>1,935,432,329</u> | <u>2,085,143,986</u> | <u>2,213,915,741</u> | <u>2,207,281,162</u> | <u>2,207,577,030</u> | <u>2,152,615,964</u> |
| Annual percentage change | <u>2.6%</u> | <u>4.1%</u> | <u>2.5%</u> | <u>4.3%</u> | <u>6.0%</u> | <u>7.7%</u> | <u>6.2%</u> | <u>-0.3%</u> | <u>0.0%</u> | <u>-2.5%</u> |
| County direct sales tax rate | 1.000% | 1.000% | 1.000% | 1.125% | 1.125% | 1.125% | 1.325% | 1.325% | 1.325% | 1.325% |

BOONE COUNTY, MISSOURI

DIRECT AND OVERLAPPING SALES TAX RATES LAST TEN FISCAL YEARS

Table 6

| Fiscal Year | Boone County Direct Sales Tax Rates | | | | Total County Direct Rate | State of Missouri Rate |
|----------------|-------------------------------------|---------------------------------|---------------------------------------|----------------------------------|-----------------------------------|---------------------------------|
| | County General Revenue | County Maintenance- Roads | County Law Enforcement Services | County Capital Improvement | | |
| 2000 | 0.50% | 0.50% | — | — | 1.000% | 4.225% |
| 2001 | 0.50% | 0.50% | — | — | 1.000% | 4.225% |
| 2002 | 0.50% | 0.50% | — | — | 1.000% | 4.225% |
| 2003 | 0.50% | 0.50% | 0.125% | — | 1.125% | 4.225% |
| 2004 | 0.50% | 0.50% | 0.125% | — | 1.125% | 4.225% |
| 2005 | 0.50% | 0.50% | 0.125% | — | 1.125% | 4.225% |
| 2006 | 0.50% | 0.50% | 0.125% | 0.20% | 1.325% | 4.225% |
| 2007 | 0.50% | 0.50% | 0.125% | 0.20% | 1.325% | 4.225% |
| 2008 | 0.50% | 0.50% | 0.125% | 0.20% | 1.325% | 4.225% |
| 2009 | 0.50% | 0.50% | 0.125% | 0.20% | 1.325% | 4.225% |

Source: County Auditor's Office and Missouri Department of Revenue

Note: The county sales tax rate may only be changed with voter approval. The one-half cent General Revenue rate and the one-eighth cent Law Enforcement Services rate are permanent. The one-half cent rate for County Maintenance-Roads has been renewed by voter twice and will expire September 30, 2018 unless renewed again. The County is expected to seek renewal. The one-fifth cent rate for Capital Improvements was approved by voters for 3 years and expired September 30, 2009.

BOONE COUNTY, MISSOURI

OVERLAPPING SALES TAX RATES – STATE, COUNTY AND CITIES Rates Effective December 31, 2009

Table 7

| | | | |
|--|-----------------------------------|---------------|--|
| Unincorporated Areas of Boone County including McBaine, Midway, Prathersville, and Wilton | State | 4.225% | Permanent |
| | County General Revenue | 0.500% | Permanent |
| | County Maintenance-Roads (Misc.) | 0.500% | Sunset September 30, 2018 |
| | County Law Enforcement Services | 0.125% | Permanent |
| | Combined Sales Tax Rates | 5.350% | |
| Hartsburg and Village of Pierpont | State | 4.225% | Permanent |
| | County General Revenue | 0.500% | Permanent |
| | County Maintenance-Roads (Misc.) | 0.500% | Sunset September 30, 2018 |
| | County Law Enforcement Services | 0.125% | Permanent |
| | City General Revenue | 0.500% | Permanent |
| Combined Sales Tax Rates | 5.850% | | |
| Ashland and Rocheport | State | 4.225% | Permanent |
| | County General Revenue | 0.500% | Permanent |
| | County Maintenance-Roads (Misc.) | 0.500% | Sunset September 30, 2018 |
| | County Law Enforcement Services | 0.125% | Permanent |
| | City General Revenue | 1.000% | Permanent |
| | City Capital Improvements (Misc.) | 0.500% | Permanent |
| Combined Sales Tax Rates | 6.850% | | |
| Sturgeon | State | 4.225% | Permanent |
| | County General Revenue | 0.500% | Permanent |
| | County Maintenance-Roads (Misc.) | 0.500% | Sunset September 30, 2018 |
| | County Law Enforcement Services | 0.125% | Permanent |
| | City General Revenue | 1.000% | Permanent |
| | City Transportation | 0.500% | Permanent |
| | City Law Enforcement | 0.500% | Permanent |
| | Combined Sales Tax Rates | 7.350% | |
| Centralia | State | 4.225% | Permanent |
| | County General Revenue | 0.500% | Permanent |
| | County Maintenance-Roads (Misc.) | 0.500% | Sunset September 30, 2018 |
| | County Law Enforcement Services | 0.125% | Permanent |
| | City General Revenue | 1.000% | Permanent |
| | City Transportation | 0.500% | Permanent |
| | City Stormwater and Parks Tax | 0.500% | Permanent |
| | Combined Sales Tax Rates | 7.350% | |
| Columbia | State | 4.225% | Permanent |
| | County General Revenue | 0.500% | Permanent |
| | County Maintenance-Roads (Misc.) | 0.500% | Sunset September 30, 2018 |
| | County Law Enforcement Services | 0.125% | Permanent |
| | City General Revenue | 1.000% | Permanent |
| | City Transportation | 0.500% | Permanent |
| | City Capital Improvements (Misc.) | 0.250% | Sunset December 31, 2015 |
| | City Stormwater and Parks | 0.250% | Roll back to permanent 1/8-cent March 31, 2011 |
| | Combined Sales Tax Rates | 7.350% | |
| Hallsville and Harrisburg | State | 4.225% | Permanent |
| | County General Revenue | 0.500% | Permanent |
| | County Maintenance-Roads | 0.500% | Sunset September 30, 2018 |
| | County Law Enforcement Services | 0.125% | Permanent |
| | City General Revenue | 1.000% | Permanent |
| Combined Sales Tax Rates | 6.350% | | |

Source: Missouri Department of Revenue, Division of Taxation and Collection

BOONE COUNTY, MISSOURI

**RATIOS OF OUTSTANDING DEBT BY TYPE
LAST TEN FISCAL YEARS**

Table 8

| Fiscal Year | Governmental Activities Debt | | | | | | | Total Primary Government | Percentage of Personal Income ^a | Per Capita ^a | Boone Co Personal Income (thousands) | Boone Co Personal Income (actual) | Boone County Population |
|----------------|--------------------------------|--|--|--------------------------------|-------------------|------------------|-----------|--------------------------------|--|----------------------------|---|--|-------------------------------|
| | General Obligation Bonds | Special Obligation Bonds— Non-Taxable | Special Obligation Bonds— Taxable | Special Assessment Bonds | Capital Leases | Notes Payable | | | | | | | |
| 2000 | \$ — | 2,765,000 | — | 1,079,000 | 390,324 | 900,000 | 5,134,324 | 0.14% | \$ 37.82 | 3,622,579 | 3,622,579,000 | 135,752 | |
| 2001 | — | 2,480,000 | — | 1,260,000 | 134,563 | 600,000 | 4,474,563 | 0.12% | 32.67 | 3,732,809 | 3,732,809,000 | 136,977 | |
| 2002 | — | 2,180,000 | — | 1,125,000 | 104,673 | 300,000 | 3,709,673 | 0.10% | 26.77 | 3,828,183 | 3,828,183,000 | 138,600 | |
| 2003 | — | 5,240,000 | — | 959,000 | 72,064 | — | 6,271,064 | 0.16% | 44.77 | 4,001,080 | 4,001,080,000 | 140,067 | |
| 2004 | — | 4,930,000 | — | 785,000 | 36,454 | — | 5,751,454 | 0.13% | 40.73 | 4,290,346 | 4,290,346,000 | 141,216 | |
| 2005 | — | 4,660,000 | 2,005,000 | 630,000 | — | — | 7,295,000 | 0.16% | 50.90 | 4,517,993 | 4,517,993,000 | 143,326 | |
| 2006 | — | 4,390,000 | 2,005,000 | 680,000 | — | — | 7,075,000 | 0.15% | 48.44 | 4,722,976 | 4,722,976,000 | 146,048 | |
| 2007 | — | 4,115,000 | 2,005,000 | 542,000 | — | — | 6,662,000 | 0.13% | 43.70 | 5,000,046 | 5,000,046,000 | 152,435 | |
| 2008 | — | 3,835,000 | 1,960,000 | 2,101,000 | — | — | 7,896,000 | 0.14% | 51.15 | 5,576,452 | 5,576,452,000 | 154,365 | |
| 2009 | \$ — | 3,545,000 | 1,910,000 | 1,997,000 | — | — | 7,452,000 | * | \$ 47.65 | * | * | 156,377 | |

^a See Table 12 for personal income and population data.

* Information not yet available.

Note: The special assessment bonds included in the table above were approved by voters as general obligation bonds for the Neighborhood Improvement District Program and are being retired solely with special assessments and the County's special assessment is backed by an enforceable tax lien against the property.

BOONE COUNTY, MISSOURI

**RATIO OF GENERAL BONDED DEBT OUTSTANDING
LAST TEN FISCAL YEARS**

Table 9

| Fiscal Year | General Bonded Debt Outstanding- General Obligation Bonds | Taxable Property | | Percentage of Taxable Property- Estimated Actual Value | Per Capita ^a | Boone County Population |
|----------------|--|-------------------|---------------------------|--|----------------------------|-------------------------------|
| | | Assessed Value | Estimated Actual Value | | | |
| 2000 | \$ — | 1,399,989,697 | 6,042,684,856 | — | \$ — | 135,752 |
| 2001 | — | 1,507,459,279 | 6,556,366,036 | — | — | 136,977 |
| 2002 | — | 1,561,716,332 | 6,792,380,299 | — | — | 138,600 |
| 2003 | — | 1,626,463,450 | 7,072,361,257 | — | — | 140,067 |
| 2004 | — | 1,682,923,528 | 7,345,049,664 | — | — | 141,216 |
| 2005 | — | 1,968,613,137 | 8,639,742,036 | — | — | 143,326 |
| 2006 | — | 2,098,227,136 | 9,211,347,641 | — | — | 146,048 |
| 2007 | — | 2,219,912,270 | 9,732,834,265 | — | — | 152,435 |
| 2008 | — | 2,294,937,917 | 10,069,629,534 | — | — | 154,365 |
| 2009 | \$ — | 2,306,828,601 | 10,159,088,945 | — | \$ — | 156,377 |

^a See Table 12 for population data.

BOONE COUNTY, MISSOURI

**LEGAL DEBT MARGIN
LAST TEN FISCAL YEARS**

Table 10

| Legal Debt Margin Calculation for Fiscal Year 2009 | |
|---|------------------------------|
| Assessed Value | \$ 2,306,828,601 |
| Debt limit (10% of assessed value) | 230,682,860 |
| Debt applicable to limit: | |
| General obligation bonds (Special assessment bonds) | 1,997,000 |
| Less: Amount set aside for repayment of general obligation debt | <u>(235,953)</u> |
| Total net debt applicable to limit | <u>1,761,047</u> |
| Legal debt margin | <u><u>\$ 228,921,813</u></u> |

| | Fiscal Year | | | | | | | | | |
|---|------------------------------|---------------------------|---------------------------|---------------------------|---------------------------|---------------------------|---------------------------|---------------------------|---------------------------|---------------------------|
| | 2000 | 2001 | 2002 | 2003 | 2004 | 2005 | 2006 | 2007 | 2008 | 2009 |
| Debt limit | \$ 139,998,970 | 150,745,928 | 156,171,633 | 162,646,345 | 168,292,353 | 196,861,314 | 209,822,714 | 221,991,227 | 229,493,792 | 230,682,860 |
| Total net debt applicable to limit | <u>883,217</u> | <u>1,009,550</u> | <u>703,423</u> | <u>542,300</u> | <u>409,093</u> | <u>259,060</u> | <u>361,024</u> | <u>227,934</u> | <u>1,838,829</u> | <u>1,761,047</u> |
| Legal debt margin | <u><u>\$ 139,115,753</u></u> | <u><u>149,736,378</u></u> | <u><u>155,468,210</u></u> | <u><u>162,104,045</u></u> | <u><u>167,883,260</u></u> | <u><u>196,602,254</u></u> | <u><u>209,461,690</u></u> | <u><u>221,763,293</u></u> | <u><u>227,654,963</u></u> | <u><u>228,921,813</u></u> |
| Total net debt applicable to the limit as a percentage of debt limit | 0.63% | 0.67% | 0.45% | 0.33% | 0.24% | 0.13% | 0.17% | 0.10% | 0.80% | 0.76% |

Note: The general obligation bonds included in the table above were issued for the Neighborhood Improvement Program and are being retired solely with special assessments and the County's special assessment is backed by an enforceable tax lien against the property. These bonds are accounted for as special assessment debt in other debt-related tables. However, because the bonds are general obligation bonds, they meet the legal criteria for inclusion in the computation of legal debt margin.

BOONE COUNTY, MISSOURI

**PLEGDED-REVENUE COVERAGE
LAST TEN FISCAL YEARS**

Table 11

| Fiscal Year | Special Assessment Bonds | | | | | Coverage |
|----------------|--------------------------------------|--------------|----------|---------|------|----------|
| | Special Assessment Collections | Debt Service | | Total | | |
| | | Principle | Interest | | | |
| 2000 | \$ 363,140 | 85,000 | 31,378 | 116,378 | 3.12 | |
| 2001 | 444,089 | 124,000 | 54,616 | 178,616 | 2.49 | |
| 2002 | 361,028 | 135,000 | 52,641 | 187,641 | 1.92 | |
| 2003 | 209,541 | 166,000 | 47,807 | 213,807 | 0.98 | |
| 2004 | 227,015 | 174,000 | 40,005 | 214,005 | 1.06 | |
| 2005 | 226,077 | 155,000 | 32,317 | 187,317 | 1.21 | |
| 2006 | 206,031 | 132,000 | 25,710 | 157,710 | 1.31 | |
| 2007 | 148,743 | 138,000 | 28,629 | 166,629 | 0.89 | |
| 2008 | 105,288 | 141,000 | 21,318 | 162,318 | 0.65 | |
| 2009 | 102,598 | 104,000 | 15,691 | 119,691 | 0.86 | |

Note: The special assessment bonds included in the table above were approved by voters as general obligation bonds for the Neighborhood Improvement District Program and are being retired solely with special assessments and the County's special assessment is backed by an enforceable tax lien against the property.

BOONE COUNTY, MISSOURI

DEMOGRAPHIC AND ECONOMIC STATISTICS LAST TEN FISCAL YEARS

Table 12

| | Population | | | | | | Unemployment Rate Percentages | | |
|------|-------------------|-------------------------|--------------|-------------------------|-------------------------------------|---|-------------------------------|----------------------|------|
| | State of Missouri | | Boone County | | | | Boone County | State of Missouri | USA |
| | Total | Percentage of Growth | Total | Percentage of Growth | Per Capita Personal Income | Personal Income (thousands of dollars) | | | |
| 2000 | \$ 5,606,265 | \$ 0.73% | \$ 135,752 | \$ 1.25% | \$ 26,685 | \$ 3,622,579 | 1.2% | 3.3% | 4.0% |
| 2001 | 5,643,326 | 0.66% | 136,977 | 0.90% | 27,251 | 3,732,809 | 1.8% | 4.5% | 4.7% |
| 2002 | 5,681,045 | 0.67% | 138,600 | 1.18% | 27,620 | 3,828,183 | 2.2% | 5.2% | 5.8% |
| 2003 | 5,718,717 | 0.66% | 140,067 | 1.06% | 28,565 | 4,001,080 | 2.3% | 5.6% | 6.0% |
| 2004 | 5,759,532 | 0.71% | 141,216 | 0.82% | 30,381 | 4,290,346 | 2.3% | 5.7% | 5.5% |
| 2005 | 5,800,310 | 0.71% | 143,326 | 1.49% | 31,519 | 4,517,993 | 3.4% | 5.3% | 4.6% |
| 2006 | 5,842,713 | 0.73% | 146,048 | 1.90% | 31,524 | 4,722,976 | 3.2% | 4.8% | 4.6% |
| 2007 | 5,878,415 | 0.61% | 152,435 | 4.37% | 32,884 | 5,000,046 | 3.6% | 5.0% | 4.8% |
| 2008 | 5,911,605 | 0.56% | 154,365 | 1.27% | 36,133 | 5,576,452 | 4.3% | 6.1% | 7.1% |
| 2009 | 5,987,580 | 1.29% | 156,377 | 1.30% | * | * | 6.3% | 9.3% | 9.7% |

* Information not yet available.

Sources:

Consumer Price Index, Population and Income statistics - US Department of Commerce; Bureau of Economic Analysis

Unemployment statistics - US Department of Labor, Bureau of Labor Statistics; Missouri Department of Economic Development, Missouri Economic

BOONE COUNTY, MISSOURI

**PRINCIPAL EMPLOYERS
CURRENT YEAR AND NINE YEARS AGO**

Table 13

| Employer | 2000 | | | 2009 | | |
|--|---------------|------|---------------------------------------|---------------|------|---------------------------------------|
| | Employees | Rank | Percentage of Total County Employment | Employees | Rank | Percentage of Total County Employment |
| University of Missouri | 14,727 | 1 | 18.60% | 8,545 | 1 | 9.76% |
| University Hospital & Clinics | 5,381 | 2 | 6.80% | 4,238 | 2 | 4.84% |
| Boone Hospital Center | 1,868 | 3 | 2.36% | 1,652 | 4 | 1.89% |
| Columbia Public Schools | 1,317 | 4 | 1.66% | 2,428 | 3 | 2.77% |
| City of Columbia | 1,076 | 5 | 1.36% | 1,285 | 5 | 1.47% |
| Hubbell/Chance Company | 1,069 | 6 | 1.35% | - | | 0.00% |
| Shelter Insurance Companies | 1,063 | 7 | 1.34% | 1,095 | 9 | 1.25% |
| 3M | 925 | 8 | 1.17% | | | - |
| Harry S. Truman Veteran's Hospital | 840 | 9 | 1.06% | 1,250 | 7 | 1.43% |
| MBS Textbook Exchange | 731 | 10 | 0.92% | 1,269 | 6 | - |
| State Farm Insurance Companies | - | | - | 1,104 | 8 | 1.26% |
| State of Missouri (excludes UMC) | - | | - | 611 | 10 | 0.70% |
| Total employment for principal employers | <u>28,997</u> | | <u>36.63%</u> | <u>23,477</u> | | <u>25.36%</u> |
| Total county employment | <u>79,165</u> | | | <u>87,567</u> | | |

Sources:

Employer and Employees - Regional Economic Development, Inc., Excludes retail sector. The 2000 data is based on total employees while the 2009 data is based on total benefitted full-time equivalent employees.

Total County Employment - US Department of Labor, Bureau of Labor Statistics; Missouri Department of Economic Development, Missouri Economic Research and Information Center

BOONE COUNTY, MISSOURI

**FULL-TIME EQUIVALENT COUNTY EMPLOYEES BY FUNCTION
LAST TEN CALENDAR YEARS**

Table 14

| | Full-time Equivalent Employees as of December 31 | | | | | | | | | |
|--|--|---------------|---------------|---------------|---------------|---------------|---------------|---------------|---------------|---------------|
| | 2000 | 2001 | 2002 | 2003 | 2004 | 2005 | 2006 | 2007 | 2008 | 2009 |
| Policy & Administration | 78.91 | 77.41 | 80.15 | 80.55 | 83.55 | 81.05 | 84.60 | 83.88 | 87.40 | 84.44 |
| Law Enforcement & Judicial - Court | 42.87 | 43.04 | 41.13 | 44.11 | 43.25 | 43.55 | 44.21 | 45.68 | 46.11 | 46.18 |
| Law Enforcement & Judicial - Sheriff/Corrections | 113.64 | 116.60 | 121.35 | 140.35 | 140.40 | 141.40 | 144.65 | 145.40 | 145.90 | 145.40 |
| Law Enforcement & Judicial - PA & Other | 38.30 | 39.70 | 40.10 | 41.50 | 41.50 | 42.50 | 46.62 | 46.62 | 46.75 | 49.12 |
| Environment, Buildings & Infrastructure | 76.85 | 77.97 | 77.86 | 77.53 | 80.53 | 83.53 | 83.53 | 85.53 | 85.53 | 87.11 |
| Other | 9.75 | 9.75 | 9.75 | 11.75 | 11.75 | 12.75 | 12.75 | 12.44 | 12.75 | 12.75 |
| Total | 360.32 | 364.47 | 370.34 | 395.79 | 400.98 | 404.78 | 416.36 | 419.55 | 424.44 | 425.00 |

Source: County Auditor

BOONE COUNTY, MISSOURI

**OPERATING INDICATORS BY FUNCTION
LAST NINE FISCAL YEARS**

Table 15

| | <u>2001</u> | <u>2002</u> | <u>2003</u> | <u>2004</u> | <u>2005</u> | <u>2006</u> | <u>2007</u> | <u>2008</u> | <u>2009</u> |
|--|-------------|-------------|-------------|-------------|-------------|-------------|-------------|-------------|-------------|
| Law Enforcement & Judicial - Court | | | | | | | | | |
| Circuit Clerk | | | | | | | | | |
| No. of Cases Filed | * | 21,541 | 25,463 | 24,005 | 26,611 | 23,347 | 30,808 | 22,550 | 23,112 |
| No. of Cases Disposed | * | 21,178 | 25,259 | 22,500 | 21,710 | 22,458 | 26,749 | 22,501 | 22,585 |
| No. of Cases Pending | * | 8,461 | 7,650 | 8,030 | 8,121 | 8,924 | 7,850 | 9,097 | 9,126 |
| Circuit Court Services | | | | | | | | | |
| No. of Juries Reporting | 44 | 47 | 34 | 36 | 54 | 39 | 48 | 48 | 56 a |
| No. of Jury Trial Days | 71 | 71 | 48 | 75 | 90 | 68 | 76 | 109 | 92 a |
| No. of Home Detention Days | 8,965 | 9,955 | 11,055 | 15,942 | 14,306 | 16,824 | 14,405 | 13,827 | 14,000 a |
| Law Enforcement & Judicial - Sheriff/Corrections | | | | | | | | | |
| Corrections | | | | | | | | | |
| Correction Facility Capacity | 210 | 210 | 210 | 210 | 210 | 210 | 210 | 210 | 210 |
| Inmate Bookings | 6,381 | 6,816 | 6,976 | 9,676 | 7,427 | 7,247 | 7,330 | 7,781 | 8,112 a |
| Average Daily Population | 203 | 201 | 223 | 223 | 217 | 217 | 193 | 224 | 216 a |
| Sheriff | | | | | | | | | |
| Calls for Service | 33,724 | 42,874 | 52,349 | 53,324 | 49,534 | 49,564 | 49,564 | 50,179 | 78,669 |
| Civil Papers Served | 13,912 | 13,593 | 12,848 | 12,959 | 13,418 | 12,454 | 12,454 | 14,326 | 13,671 |
| Warrants Served | 4,619 | 5,354 | 6,029 | 6,127 | 6,524 | 6,112 | 6,112 | 6,256 | 5,939 |
| Law Enforcement & Judicial - PA & Other | | | | | | | | | |
| Prosecuting Attorney | | | | | | | | | |
| Total Cases Filed | 10,170 | 9,262 | 9,542 | 9,991 | 11,362 | 10,982 | 10,179 | 10,179 | 10,745 a |
| Environment, Buildings & Infrastructure | | | | | | | | | |
| Public Works | | | | | | | | | |
| County Maintained Roads in Centerline Miles ** | | | | | | | | | |
| Concrete | 29 | 30 | 30 | 30 | 32 | 33 | 34 | 34 | 34 |
| Asphalt | 196 | 196 | 203 | 208 | 206 | 209 | 209 | 209 | 209 |
| Low Type Bituminous | 38 | 38 | 56 | 61 | 72 | 73 | 97 | 97 | 97 |
| Gravel | 537 | 537 | 507 | 501 | 491 | 487 | 472 | 472 | 472 |

* Information not readily available.

(a) Estimates by department

Sources: Data provided by various county offices and compiled by the County Auditor; information for prior years is not readily available.

BOONE COUNTY, MISSOURI

**CAPITAL ASSET STATISTICS BY FUNCTION
LAST FIVE FISCAL YEARS**

Table 16

| | <u>2005</u> | <u>2006</u> | <u>2007</u> | <u>2008</u> | <u>2009</u> |
|--|-------------|-------------|-------------|-------------|-------------|
| Policy & Administration | | | | | |
| Government Center Building | 1 | 1 | 1 | 1 | 1 |
| Johnson Building | 1 | 1 | 1 | 1 | 1 |
| Building at 101 N Seventh (Currently leased to City of Columbia) | 1 | 1 | 1 | 1 | 1 |
| Law Enforcement & Judicial - Court/Prosecuting Attorney/Other | | | | | |
| Alternative Sentencing Center | - | - | 1 | 1 | 1 |
| Courthouse | 1 | 1 | 1 | 1 | 1 |
| Juvenile Justice Center | 1 | 1 | 1 | 1 | 1 |
| Juvenile Justice Center Capacity | 45 | 45 | 45 | 45 | 45 |
| Juvenile Justice Center Art/Maintenance Building | 1 | 1 | 1 | 1 | 1 |
| Child Support Building | 1 | 1 | 1 | 1 | 1 |
| Law Enforcement & Judicial - Sheriff/Corrections | | | | | |
| Sheriff Administration & Correction Facility | 1 | 1 | 1 | 1 | 1 |
| Correction Facility Capacity | 210 | 210 | 210 | 210 | 210 |
| Substations | 2 | 2 | 2 | 2 | 2 |
| Environment, Buildings & Infrastructure | | | | | |
| Public Works Administration & Maintenance Building | 1 | 1 | 1 | 1 | 1 |
| North Garage | 1 | 1 | 1 | 1 | 1 |
| Asphalt Storage Facility | 1 | 1 | 1 | 1 | 1 |
| Snow & Ice Maintenance Storage Facility | 1 | 1 | 1 | 1 | 1 |
| County Maintained Roads in Centerline Miles * | | | | | |
| Concrete | 32 | 33 | 34 | 34 | 34 |
| Asphalt | 206 | 209 | 209 | 209 | 209 |
| Low Type Bituminous | 72 | 73 | 97 | 97 | 97 |
| Gravel | 491 | 487 | 472 | 472 | 472 |
| Community Health & Public Services | | | | | |
| Health Facility (joint ownership with City of Columbia) | 1 | 1 | 1 | 1 | 1 |
| Beautification & Recreation | | | | | |
| Fairground Property & Buildings | 1 | 1 | 1 | 1 | 1 |
| Other (Currently utilized for construction staging & storage) | | | | | |
| Building at 605 E Walnut | 1 | 1 | 1 | 1 | 1 |
| Building at 613 E Ash | — | — | 1 | 1 | 1 |

Information for prior years is not readily available.

Source: County Auditor

* Source: Public Works annual report