



**COMPREHENSIVE ANNUAL FINANCIAL REPORT**  
**BOONE COUNTY, MISSOURI**  

---

**YEAR ENDING DECEMBER 31, 2007**

**BOONE COUNTY, MISSOURI**  
**COMPREHENSIVE ANNUAL FINANCIAL REPORT**  
**FOR THE FISCAL YEAR**  
**JANUARY 1, 2007 THROUGH DECEMBER 31, 2007**

**PREPARED BY**  
**JUNE E. PITCHFORD**  
**COUNTY AUDITOR**



**BOONE COUNTY, MISSOURI**  
**Comprehensive Annual Financial Report**  
**Year Ended December 31, 2007**

**Table of Contents**

	<b>Page</b>
<b>INTRODUCTORY SECTION (Unaudited)</b>	
Letter of Transmittal	III
Certificate of Achievement for Excellence in Financial Reporting	VII
Elected Officials	VIII
Organizational Chart for Boone County, Missouri	IX
 <b>FINANCIAL SECTION</b>	
Independent Auditors' Report	3
Management's Discussion and Analysis (Unaudited)	5
Basic Financial Statements:	
Government-wide Financial Statements:	
Statement of Net Assets	18
Statement of Activities	19
Fund Financial Statements:	
Balance Sheet—Governmental Funds	20
Reconciliation of the Balance Sheet of Governmental Funds to the Statement of Net Assets	21
Statement of Revenues, Expenditures, and Changes in Fund Balances— Governmental Funds	22
Reconciliation of the Statement of Revenues, Expenditures, and Changes in Fund Balances of Governmental Funds to the Statement of Activities	23
Statement of Net Assets—Proprietary Funds	24
Statement of Revenues, Expenses, and Changes in Fund Net Assets—Proprietary Funds	25
Statement of Cash Flows—Proprietary Funds	26
Statement of Fiduciary Net Assets—Fiduciary Funds	27
Statement of Changes in Fiduciary Net Assets—Fiduciary Funds	28
Notes to Basic Financial Statements	29

(Continued)

# **BOONE COUNTY, MISSOURI**

## **Comprehensive Annual Financial Report**

**Year Ended December 31, 2007**

### **Table of Contents (Continued)**

<b>FINANCIAL SECTION (Continued)</b>	<b>Page</b>
<b>Budgetary Comparison Information—Required Supplementary Information:</b>	
Schedule of Revenues, Expenditures, and Changes in Fund Balances—Budget and Actual— General Fund—Unaudited	60
Schedule of Revenues, Expenditures, and Changes in Fund Balances—Budget and Actual— Road and Bridge Fund—Unaudited	67
Schedule of Revenues, Expenditures and Changes in Fund Balances—Budget and Actual— Law Enforcement Services Fund—Unaudited	68
Notes to Schedule of Revenues, Expenditures, and Changes in Fund Balances—Budget and Actual— General Fund, Road and Bridge Fund, and Law Enforcement Services Fund—Unaudited	69
<b>Combining and Individual Fund Financial Statements and Schedules—Other Supplementary Information:</b>	
Combining Balance Sheet—Nonmajor Governmental Funds	72
Combining Statement of Revenues, Expenditures, and Changes in Fund Balances— Nonmajor Governmental Funds	73
<b>Special Revenue Funds:</b>	
Combining Balance Sheet—Nonmajor Special Revenue Funds	76
Combining Statement of Revenues, Expenditures, and Changes in Fund Balances—Nonmajor Special Revenue Funds	79
Special Building Project—Citizen Contribution Fund—Schedule of Revenues, and Changes in Fund Balance—Budget and Actual (Budget Basis)	82
Assessment Fund—Schedule of Revenues, Expenditures, and Changes in Fund Balance—Budget and Actual (Budget Basis)	83
E-911 Emergency Telephone Fund—Schedule of Revenues, Expenditures, and Changes in Fund Balance—Budget and Actual (Budget Basis)	84
Domestic Violence Fund—Schedule of Revenues, Expenditures, and Changes in Fund Balance—Budget and Actual (Budget Basis)	85

**(Continued)**

**BOONE COUNTY, MISSOURI**  
**Comprehensive Annual Financial Report**  
**Year Ended December 31, 2007**

**Table of Contents**  
**(Continued)**

<b>FINANCIAL SECTION (Continued)</b>	<b>Page</b>
<b>Special Revenue Funds (Continued)</b>	
Hospital Profit Share Fund—Schedule of Revenues, Expenditures, and Changes in Fund Balance—Budget and Actual (Budget Basis)	86
Local Emergency Planning Committee Fund—Schedule of Revenues, Expenditures, and Changes in Fund Balance—Budget and Actual (Budget Basis)	87
Collector Tax Maintenance Fund—Schedule of Revenues, Expenditures, and Changes in Fund Balance—Budget and Actual (Budget Basis)	88
Fairground Maintenance Fund—Schedule of Revenues, Expenditures, and Changes in Fund Balance—Budget and Actual (Budget Basis)	89
Election Services Fund—Schedule of Revenues, Expenditures, and Changes in Fund Balance—Budget and Actual (Budget Basis)	90
Federal HAVA Election Fund—Schedule of Revenues, Expenditures, and Changes in Fund Balance—Budget and Actual (Budget Basis)	91
Election Equipment Replacement Fund—Schedule of Revenues, Expenditures, and Changes in Fund Balance—Budget and Actual (Budget Basis)	92
Sheriff Forfeiture Fund—Schedule of Revenues, Expenditures, and Changes in Fund Balance—Budget and Actual (Budget Basis)	93
Sheriff Training Fund—Schedule of Revenues, Expenditures, and Changes in Fund Balance—Budget and Actual (Budget Basis)	94
Public Safety Citizen Contribution Fund—Schedule of Revenues, Expenditures, and Changes in Fund Balance—Budget and Actual (Budget Basis)	95
Law Enforcement Department of Justice Grants Fund—Schedule of Revenues, Expenditures, and Changes in Fund Balance—Budget and Actual (Budget Basis)	96
Sheriff Civil Charges Fund—Schedule of Revenues, Expenditures, and Changes in Fund Balance—Budget and Actual (Budget Basis)	97
Sheriff Revolving Fund—Schedule of Revenues, Expenditures, and Changes in Fund Balance—Budget and Actual (Budget Basis)	98
Inmate Security Fund—Schedule of Revenues, Expenditures and Changes in Fund Balance—Budget and Actual (Budget Basis)	99

(Continued)

# **BOONE COUNTY, MISSOURI**

## **Comprehensive Annual Financial Report**

**Year Ended December 31, 2007**

### **Table of Contents (Continued)**

<b>FINANCIAL SECTION (Continued)</b>	<b>Page</b>
<b>Special Revenue Funds (Continued)</b>	
Prosecuting Attorney Training Fund—Schedule of Revenues, Expenditures and Changes in Fund Balance—Budget and Actual (Budget Basis)	100
Prosecuting Attorney Tax Collection Fund—Schedule of Revenues, Expenditures and Changes in Fund Balance—Budget and Actual (Budget Basis)	101
Prosecuting Attorney Contingency Fund—Schedule of Revenues, Expenditures, and Changes in Fund Balance—Budget and Actual (Budget Basis)	102
Prosecuting Attorney Bad Check Collection Fund—Schedule of Revenues, Expenditures, and Changes in Fund Balance—Budget and Actual (Budget Basis)	103
Prosecuting Attorney Forfeiture Fund—Schedule of Revenues, Expenditures, and Changes in Fund Balance—Budget and Actual (Budget Basis)	104
Record Preservation Fund—Schedule of Revenues, Expenditures, and Changes in Fund Balance—Budget and Actual (Budget Basis)	105
Family Services & Justice Fund—Schedule of Revenues, Expenditures, and Changes in Fund Balance—Budget and Actual (Budget Basis)	106
Circuit Drug Court Fund—Schedule of Revenues, Expenditures, and Changes in Fund Balance—Budget and Actual (Budget Basis)	107
Administration of Justice Fund—Schedule of Revenues, Expenditures, and Changes in Fund Balance—Budget and Actual (Budget Basis)	108
Neighborhood Improvement Districts Fund—Schedule of Revenues, Expenditures, and Changes in Fund Balance—Budget and Actual (Budget Basis)	109
Law Library Fund—Schedule of Revenues, Expenditures, and Changes in Fund Balance—Budget and Actual (Budget Basis)	110
<b>Debt Service Funds:</b>	
Combining Balance Sheet—Nonmajor Debt Service Funds	112
Combining Statement of Revenues, Expenditures, and Changes in Fund Balances—Nonmajor Debt Service Funds	113

**(Continued)**

# **BOONE COUNTY, MISSOURI**

## **Comprehensive Annual Financial Report**

**Year Ended December 31, 2007**

### **Table of Contents (Continued)**

<b>FINANCIAL SECTION (Continued)</b>	<b>Page</b>
<b>Debt Service Funds (Continued)</b>	
Series 2005 Special Obligation Bond Fund—Taxable—Non-Major Fund—Schedule of Revenues, Expenditures and Changes in Fund Balance—Budget and Actual (Budget Basis)	114
Series 1998 Neighborhood Improvement District Bond Fund—Road—Schedule of Revenues, Expenditures, and Changes in Fund Balance—Budget and Actual (Budget Basis)	115
Series 2000A Neighborhood Improvement District Bond Fund—Sewer—Schedule of Revenues, Expenditures, and Changes in Fund Balance—Budget and Actual (Budget Basis)	116
Series 2000B Neighborhood Improvement District Bond Fund—Road—Schedule of Revenues, Expenditures, and Changes in Fund Balance – Budget and Actual (Budget Basis)	117
Series 2001 Neighborhood Improvement District Bond Fund—Road—Schedule of Revenues, Expenditures, and Changes in Fund Balance—Budget and Actual (Budget Basis)	118
Series 2006A Neighborhood Improvement District Bond Fund—Road—Schedule of Revenues, Expenditures, and Changes in Fund Balance—Budget and Actual (Budget Basis)	119
<b>Capital Projects Funds:</b>	
Combining Balance Sheet—Nonmajor Capital Project Funds	122
Combining Statement of Revenues, Expenditures, and Changes in Fund Balances—Nonmajor Capital Project Funds	123
Courthouse Expansion Fund—Schedule of Revenues, Expenditures, and Changes in Fund Balance—Budget and Actual (Budget Basis)	124
Government Center/Johnson Building Construction Fund—Schedule of Revenues, Expenditures, and Changes in Fund Balance—Budget and Actual (Budget Basis)	125
City/County Health Facility—Schedule of Revenues, Expenditures, and Changes in Fund Balance—Budget and Actual (Budget Basis)	126
General Capital Fund—Schedule of Revenues, Expenditures, and Changes in Fund Balance—Budget and Actual (Budget Basis)	127

**(Continued)**



**BOONE COUNTY, MISSOURI**  
**Comprehensive Annual Financial Report**  
**Year Ended December 31, 2007**


**Table of Contents**  
**(Continued)**

<b>FINANCIAL SECTION (Continued)</b>	<b>Page</b>
<b>Capital Projects Funds (Continued):</b>	
One-Fifth Cent Sales Tax Capital Improvements Fund—Major Fund— Schedule of Revenues, Expenditures, and Changes in Fund Balance—Budget and Actual (Budget Basis)	128
<b>Internal Service Funds:</b>	
Combining Statement of Net Assets—Internal Service Funds	130
Combining Statement of Revenues, Expenses, and Changes in Fund Net Assets—Internal Service Funds	131
Combining Statement of Cash Flows—Internal Service Funds	132
<b>Fiduciary Funds:</b>	
Combining Statement of Fiduciary Net Assets—Private-Purpose Trust Funds	135
Combining Statement of Changes in Fiduciary Net Assets—Private-Purpose Trust Funds	136
Combining Statement of Fiduciary Net Assets—Agency Funds	137
Combining Statement of Changes in Assets and Liabilities—Agency Funds	138

**BOONE COUNTY, MISSOURI**  
**Comprehensive Annual Financial Report**  
**Year Ended December 31, 2007**


**Table of Contents**  
**(Continued)**


	<b>Table</b>	<b>Page</b>
<b>STATISTICAL SECTION (Unaudited)</b>		
<b>Financial Trends Information:</b>		
Net Assets by Component	1	144
Changes in Net Assets	2	145
Fund Balances of Governmental Funds	3	146
Changes in Fund Balances of Governmental Funds	4	147
<b>Revenue Capacity Information:</b>		
Taxable Sales by Category	5	148
Direct and Overlapping Sales Tax Rates—County and State	6	149
Overlapping Sales Tax Rates—County, State, and Citites	7	150
<b>Debt Capacity Information:</b>		
Ratios of Outstanding Debt by Type	8	151
Ratios of General Bonded Debt Outstanding	9	152
Legal Debt Margin	10	153
Pledged-Revenue Coverage	11	154
<b>Demographic and Economic Information:</b>		
Demographic and Economic Statistics	12	155
Principal Employers	13	156
<b>Operating Information:</b>		
Full-Time Equivalent County Employees by Function	14	157
Operating Indicators by Function	15	158
Capital Asset Statistics by Function	16	159



## **INTRODUCTORY SECTION**

**(Unaudited)**





## BOONE COUNTY AUDITOR

JUNE E. PITCHFORD

BOONE COUNTY GOVERNMENT CENTER

801 East Walnut, Room 205 • Columbia, MO 65201-4890 • (573) 886-4275 OFFICE • (573) 886-4280 FAX

July 29, 2008

Honorable County Commissioners and Citizens of  
Boone County, Missouri:

The Comprehensive Annual Financial Report of Boone County, Missouri for the fiscal year ended December 31, 2007, is hereby submitted.

Management assumes full responsibility for the completeness and reliability of the information contained in this report, based upon a comprehensive framework of internal control that it has established for this purpose. Because the cost of internal control should not exceed anticipated benefits, the objective is to provide reasonable, rather than absolute, assurance that the financial statements are free of any material misstatements.

KPMG LLP, an independent certified public accounting firm, has issued unqualified ("clean") opinions on Boone County, Missouri's financial statements for the year ended December 31, 2007. The independent auditors' report is located at the front of the financial section of this report.

Management's discussion and analysis (MD&A) immediately follows the independent auditors' report and provides a narrative introduction, overview, and analysis of the basic financial statements. MD&A complement this letter of transmittal and should be read in conjunction with it.

### **Profile of the Government**

The County is a political subdivision of the State of Missouri, organized in 1821 under applicable state statutes and continues under the same form of government to this day. Limited-scope policymaking and legislative authority is granted by the state statutes and vested in the County Commission, which consists of a Presiding Commissioner and two Associate Commissioners, each of whom serves full time. As the governing body, the County Commission is responsible for a mix of legislative and administrative duties including passing ordinances (to the extent permitted by statute), adopting the annual budget, managing county property, appointing committees, and hiring and supervising departmental directors. The Presiding Commissioner is elected at large and the two Associate Commissioners are each elected from within their respective district. Each serves a four-year term.

Boone County's statutory *elective* form of government differs significantly from a charter form of government or a municipal city-manager form of government. Independent elected officials are directly accountable to the people of the County and individually responsible for discharging the statutory functions of their office in accordance with state law. The County Commission has no authority to impose its will on other elected officials, except through its exclusive control of county property and the adoption of the annual budget.

The County provides a broad range of public services required by state law including operation of the 13<sup>th</sup> Judicial Circuit Court, operation of the Prosecuting Attorney's Office, operation of a Juvenile Office and a Juvenile Detention center, operation of a County Jail, law enforcement services for all unincorporated areas of the County, civil process service for the entire County, maintenance and retention of property records, assessment of all county property for taxing purposes, collection of property taxes for all political subdivisions within the County, voter registration and election services, maintenance of county roads, and various other public services.

The County adopts an annual budget for all of its governmental funds and proprietary (internal service) funds. Project-length budgets are prepared and approved for capital projects and neighborhood improvement district projects; unexpended and unencumbered appropriations for such project-length budgets are re-appropriated, as necessary, in successive annual budgets.

The County Commission approves the annual budget at the departmental object (or class) level. The County also maintains an encumbrance accounting system as one technique of accomplishing budgetary control. Unencumbered appropriations lapse at fiscal year-end, while open encumbrances are reported as reservations of fund balance at each year-end.

The County's fiscal year is the calendar year and the annual budgetary process and timetable is governed by state statutes. Budgetary requests are due to the County Auditor by September 1<sup>st</sup> with a proposed comprehensive budget due from the County Auditor to the County Commission by November 15<sup>th</sup>. The County Commission may alter, modify, or change the proposed budget in any manner, except for the Court's budgets which may not be altered without the Court's consent or pursuant to mediation by the Judicial Finance Review Commission. The County Commission must comply with public notice and public hearing requirements and adopt the budget on or before January 10<sup>th</sup>; however, in a year in which a County Commissioner's new term of office begins (i.e., every other year), the statutory deadline is extended to January 31<sup>st</sup>. However, the County Commission typically adopts the budget prior to December 31<sup>st</sup>. In the event the County Commission does not adopt the budget, the preceding year's budget remains effective.

For financial reporting purposes, the *reporting entity* is comprised of the County (the primary government) including all funds, agencies, and departments that make up its legal entity as well as any legally separate entities that meet criteria established by the Governmental Accounting Standards Board for inclusion in the reporting entity. Such entities are referred to as component units and they include legally separate entities over whom the County is able to impose its will or entities capable of imposing a financial benefit or burden on the County. Component units also include organizations that are financially dependent on the County.

The County has determined that the reporting entity should include one discretely presented component unit, the Boone Hospital Board of Trustees. This entity is financially dependent on the County in that all bond issues for hospital operations must be approved by the County Commission.

## **Local Economy**

The information presented in the CAFR is perhaps best understood when it is considered from the broader perspective of the specific environment within which the County operates.

Boone County is situated in Central Missouri at the cross-roads of Interstate 70 and US Highway 63. It

is a fast-growing county known for its highly educated work force, low cost of living, award-winning schools, and unique blend of rural and urban lifestyles. The County contains 685 square miles and includes six cities (Ashland, Centralia, Columbia, Hallsville, Rocheport, and Sturgeon), three towns (Harrisburg, Hartsburg, and McBaine) and other local communities (Midway, Prathersville, Wilton, Village of Pierpont). Over the past ten years, the County's annual population growth rate has consistently out-paced that of the state.

The local economy reflects a balanced mix of retail, education, insurance, light manufacturing, construction, and finance. The County's largest city and county seat, Columbia, serves as a regional commercial center for central Missouri. The County is also home to the flagship campus of the University of Missouri, Columbia College, and Stephens College. In addition, the County serves as a regional medical center with 6 hospitals. The largest employers in the County include the University of Missouri, University Hospital and Clinics, Columbia Public Schools, Boone Hospital, insurance institutions, light manufacturers, federal offices, and the City of Columbia. The County's varied economic base contributes to economic and employment stability. The County's low unemployment rate of 3.6% compares favorably with that of the state (5.0%) and the nation (4.8%).

Nearly sixty percent of the County's operating revenues are derived from local sales taxes. Sales tax revenue is inherently volatile and the County has experienced such volatility, with annual growth rates for sales tax ranging between 3% and 11% during the last ten years. However, in 2007, the County experienced an unexpected and significant drop in sales tax revenue growth, with the annual growth rate falling below 1%. Consumer spending has fallen sharply as households wrestle with rising fuel costs, stagnant wages, rising consumer debt, and general inflationary pressures. Construction activity has fallen sharply, which significantly contributes to the decline in overall sales tax revenue. Because of the inherently volatile nature of sales tax revenue, the County maintains higher undesignated and unreserved fund balances in its major funds and may be required to use some of these reserves in the coming year(s).

## **Relevant Fiscal Policies and Other Information**

**Cash Management.** The elected County Treasurer is responsible for the cash management and treasury functions of the County. Under the direction of the County Treasurer, the County manages a pooled funds investment program for all unrestricted cash. By investing available fund balances as part of the pooled cash account, the County achieves favorable interest rates. Cash temporarily idle during the year was invested in collateralized securities and investments. County Commission Order and state statutes provide the framework for the County's investment policies, which includes a requirement to competitively bid the County's depository contract.

**Single audit.** The County is required to undergo an annual single audit of federal expenditures in conformity with the provisions of the Single Audit Act Amendments of 1996 and the United States Office of Management and Budget Circular A-133, *Audits of States, Local Governments and Non-profit Organizations*. Information related to this single audit is included in a separate report.

## **Awards and Acknowledgements**

The County's CAFR for the fiscal year ended December 31, 2006, was awarded the Certificate of Achievement for Excellence in Financial Reporting from the Government Finance Officers Association (GFOA). This was the 24th consecutive year the County has received this prestigious award. In order to be awarded a Certificate of Achievement, a government unit must publish an easily



readable and efficiently organized CAFR, whose contents conform to program standards. The report satisfied both generally accepted accounting principles and applicable legal requirements.

A Certificate of Achievement is valid for one year only. We believe that our current CAFR will continue to meet the Certificate of Achievement Program requirements and we will be submitting it to the GFOA to determine its eligibility for another certificate.

I would like to recognize the County Commission and other elected officials for their part in planning and conducting the financial operations of the County. In addition, I want to express my appreciation to the staff members of the Boone County Auditor's office who assisted in the preparation of this report.

Respectfully submitted,

June E. Pitchford  
Boone County Auditor

# Certificate of Achievement for Excellence in Financial Reporting

Presented to

Boone County  
Missouri

For its Comprehensive Annual  
Financial Report  
for the Fiscal Year Ended  
December 31, 2006

A Certificate of Achievement for Excellence in Financial Reporting is presented by the Government Finance Officers Association of the United States and Canada to government units and public employee retirement systems whose comprehensive annual financial reports (CAFRs) achieve the highest standards in government accounting and financial reporting.



*Oliver S. Cox*

President

*Jeffrey R. Emer*

Executive Director

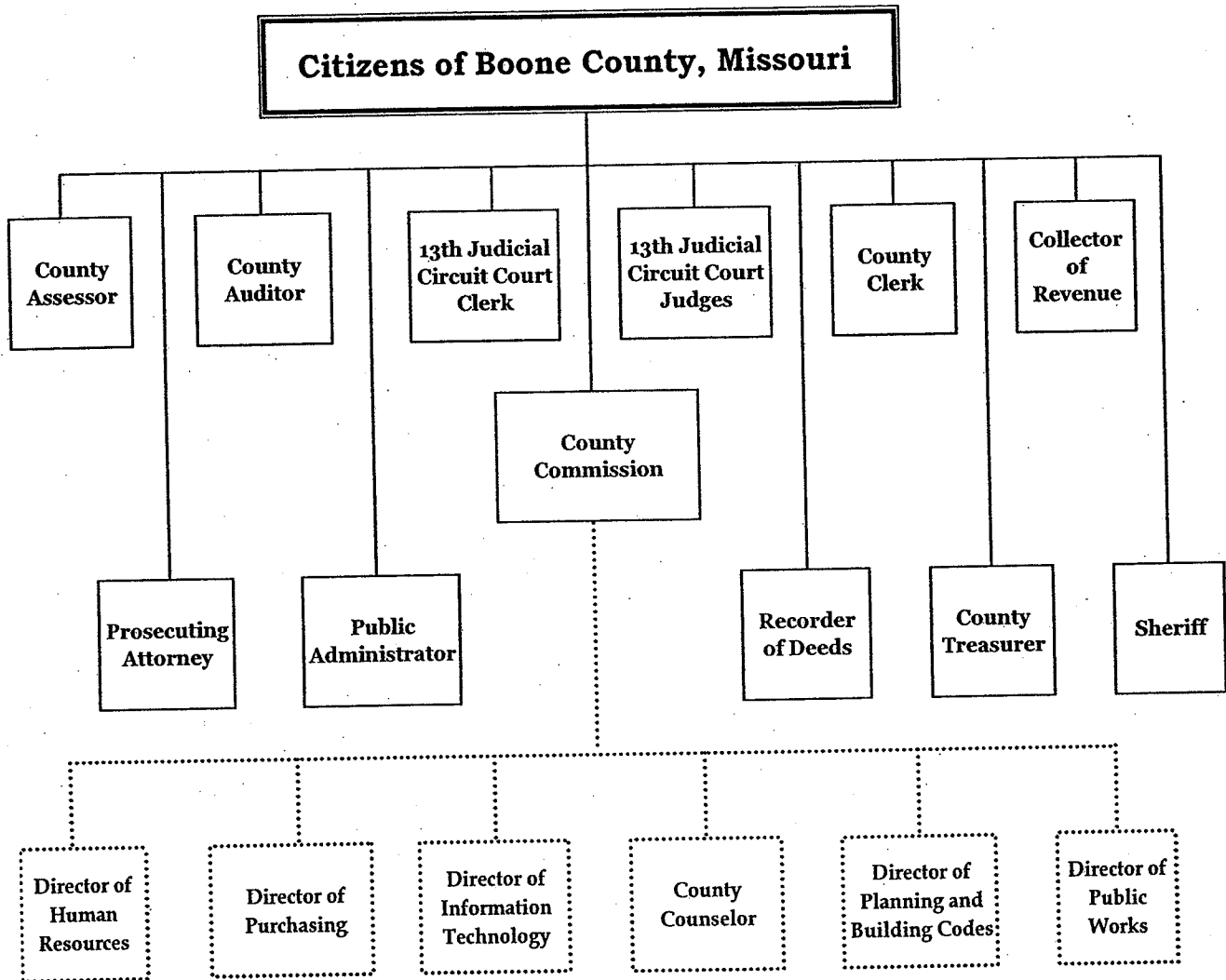
## **BOONE COUNTY, MISSOURI**

### **ELECTED OFFICIALS** For the Year Ended December 31, 2007

#### **County Commission:**


Presiding Commissioner	Ken Pearson
Commissioner - District I	Karen M. Miller
Commissioner - District II	Skip Elkin
Circuit Clerk	Christy Blakemore
Recorder of Deeds	Bettie Johnson
County Clerk	Wendy S. Noren
Prosecuting Attorney	Dan Knight
Sheriff	Dwayne Carey
Auditor	June E. Pitchford
Collector of Revenue	Patricia S. Lensmeyer
Assessor	Thomas Schauwecker
Treasurer	Kay R. Murray
Public Administrator	Connie Hendren

# Organizational Chart for Boone County, Missouri





## **FINANCIAL SECTION**





KPMG LLP  
Suite 900  
10 South Broadway  
St. Louis, MO 63102-1761

## Independent Auditors' Report

The County Commissioners  
Boone County, Missouri:

We have audited the accompanying financial statements of the governmental activities, the discretely presented component unit, each major fund, and the aggregate remaining fund information of Boone County, Missouri as of and for the year ended December 31, 2007, which collectively comprise Boone County, Missouri's basic financial statements, as listed in the table of contents. These financial statements are the responsibility of Boone County, Missouri's management. Our responsibility is to express opinions on these financial statements based on our audit. We did not audit the financial statements of the discretely presented component unit. Those financial statements were audited by other auditors whose report thereon has been furnished to us, and our opinion, insofar as it relates to the amounts included for the discretely presented component unit, is based on the report of the other auditors.

We conducted our audit in accordance with auditing standards generally accepted in the United States of America and the standards applicable to financial audits contained in *Government Auditing Standards*, issued by the Comptroller General of the United States. Those standards require that we plan and perform the audit to obtain reasonable assurance about whether the financial statements are free of material misstatement. The financial statements of the discretely presented component unit were not audited in accordance with *Government Auditing Standards*. An audit includes consideration of internal control over financial reporting as a basis for designing audit procedures that are appropriate in the circumstances, but not for the purpose of expressing an opinion on the effectiveness of Boone County, Missouri's internal control over financial reporting. Accordingly, we express no such opinion. An audit also includes examining, on a test basis, evidence supporting the amounts and disclosures in the financial statements, assessing the accounting principles used and significant estimates made by management, as well as evaluating the overall financial statement presentation. We believe that our audit and the report of other auditors provide a reasonable basis for our opinions.

In our opinion, based upon our audit and the report of other auditors, the financial statements referred to previously present fairly, in all material respects, the respective financial position of the governmental activities, the discretely presented component unit, each major fund, and the aggregate remaining fund information of Boone County, Missouri as of December 31, 2007, and the respective changes in financial position, and where applicable, cash flows thereof for the year then ended in conformity with U.S. generally accepted accounting principles.

As discussed in note 1(q) to the basic financial statements, Boone County, Missouri retroactively reported infrastructure assets acquired prior to January 1, 2003 in accordance with the transition provisions of GASB Statement No. 34, *Basic Financial Statements – and Management Discussion and Analysis – For State and Local Governments*, as of January 1, 2007.



In accordance with *Government Auditing Standards*, we also have issued a report dated July 29, 2008 on our consideration of Boone County, Missouri's internal control over financial reporting and on our tests of its compliance with certain provisions of laws, regulations, contracts, grant agreements, and other matters. The purpose of that report is to describe the scope of our testing, and not to provide an opinion on the internal control over financial reporting or on compliance. That report is an integral part of an audit performed in accordance with *Government Auditing Standards* and should be read in conjunction with this report in considering the results of our audit.

The Management's Discussion and Analysis on pages 5 through 16 and the Budgetary Comparison Information on pages 58 through 70 are not a required part of the basic financial statements, but are supplementary information required by U.S. generally accepted accounting principles. We have applied certain limited procedures, which consisted principally of inquiries of management regarding the methods of measurement and presentation of the required supplementary information. However, we did not audit the information and express no opinion on it.

Our audit was conducted for the purpose of forming opinions on the financial statements that collectively comprise Boone County, Missouri's basic financial statements. The introductory section, combining and individual fund financial statements and schedules—other supplementary information, and statistical section are presented for purposes of additional analysis and are not a required part of the basic financial statements. The combining and individual fund financial statements and schedules—other supplementary information have been subjected to the auditing procedures applied in the audit of the basic financial statements and, in our opinion, are fairly stated, in all material respects, in relation to the basic financial statements taken as a whole. The introductory section and statistical section have not been subjected to the auditing procedures applied in the audit of the basic financial statements, and accordingly, we express no opinion on them.

KPMG LLP

St. Louis, Missouri  
July 29, 2008

## **Management's Discussion and Analysis**

### **(Unaudited)**

This section of the County's Comprehensive Annual Financial Report presents a narrative overview and analysis of the financial activities of Boone County, Missouri, for the fiscal year ended December 31, 2007. For a complete understanding of the County's financial statements, please read the transmittal letter at the front of this report along with the County's basic financial statements, including the footnotes, which follow the Management's Discussion and Analysis.

Boone County was required to implement the retrospective infrastructure reporting requirements of Governmental Accounting Standards Board Statement No. 34 in fiscal year 2007. As a result of this retrospective implementation, beginning net assets as of January 1, 2007, have been re-stated to include an additional \$43,259,594 associated with infrastructure assets (net of depreciation). To facilitate comparison of capital assets and net assets between fiscal years 2007 and 2006 in this Management's Discussion and Analysis, capital assets and net asset as of December 31 of the previous year have been re-stated to reflect the implementation of retrospective infrastructure reporting. For additional information regarding this re-statement, please refer to footnote 1(q) of the financial statements.

### **Financial Highlights**

- On a government-wide basis, net assets (the amount by which assets exceeded liabilities) at the close of the most recent fiscal year totaled \$118.5 million. Of this amount, approximately \$10.6 million is unrestricted and may be used to meet the government's ongoing obligations to citizens and creditors.
- On a government-wide basis, Boone County's total net assets increased by \$3.1 million or approximately 3% during the fiscal year.
- On a government-wide basis, the cost of the County's governmental activities was \$49.3 million.
- At the close of the current fiscal year, Boone County's governmental funds reported combined ending fund balances of \$31.78 million, an increase of \$5.17 million in comparison with the prior year. A significant portion of the combined ending fund balance, \$20 million, is available for spending at the government's discretion, subject to statutory restrictions applicable to specific funds (i.e., it is *unreserved, undesignated* fund balance).
- At the end of the current fiscal year, unreserved fund balance for the General Fund was \$7.3 million and represents 32% of expenditures. A portion of the unreserved fund balance, approximately \$2.4 million, was appropriated in the Fiscal Year 2008 budget.
- Boone County's total long-term debt decreased by approximately \$348,000. The net decrease is the result of principle repayments exceeding the increase in accrued compensated absence liability.

- General fund revenues totaled \$23.5 million, which fell short of original budgetary estimates by approximately \$545,000 or 2%.
- General fund expenditures were \$23.2 million. On a budgetary basis, the General fund experienced a favorable budgetary variance of \$2.37 million.
- Fund balance in the General Fund decreased by approximately \$469,000, due to the net transfers out of the fund for capital projects.

## Overview of the Financial Statements

This discussion and analysis are intended to serve as an introduction to Boone County's basic financial statements. The County prepares and issues a *Comprehensive Annual Financial Report* (CAFR), which provides extensive financial information beyond the minimum reporting requirements established by generally accepted accounting principles (GAAP). The CAFR consists of the following parts:

- Introductory Section, which includes the transmittal letter and general information;
- Management Discussion and Analysis (MD&A), (this part);
- The Basic Financial Statements, which include the government-wide and the fund financial statements as well as the notes to the basic financial statements;
- Required Supplementary Information, which includes budgetary comparison information for certain major funds and certain other required disclosures;
- Other Supplementary Information, which includes combining statements for non major governmental funds, internal service funds, and fiduciary funds, as well as budgetary comparison schedules for special revenue, debt service, and capital project funds; and,
- Statistical Information

### *Government-wide Financial Statements*

The first set of financial statements is the government-wide statements which report information about the County as a whole. These statements are a result of Governmental Accounting Standards Board (GASB) Statement No. 34 and were new to the County's financial reporting in fiscal year 2003. They provide both long-term and short-term information about the County's overall financial condition. These financial statements are prepared using a full accrual basis of accounting in order to achieve a more corporate, or private-sector type of presentation. The two government-wide statements, **Statement of Net Assets** and **Statement of Activities**, report the County's net assets and how they have changed from the previous year. The County does not provide services through *business-type activities* (such as a public utility); consequently, only *governmental activities* are included in the County's financial statements.

The **Statement of Net Assets** presents information on all of the County's assets and liabilities, with the difference between the two reported as net assets. Increases and decreases in net assets may serve as a useful indicator of whether or not the financial position of the County is improving or deteriorating. The Statement of Net Assets also provides information on unrestricted and restricted net assets and net assets invested in capital assets, net of related debt.

The **Statement of Activities** presents information showing how the County's net assets changed during the most recent fiscal year. All of the current year's revenues and expenses are accounted for in the Statement of Activities regardless of the timing of related cash flows. The Statement of Activities presents the various functions of the County and the degree to which they are supported by charges for services, federal and state grants and contributions, tax revenues, and investment income.

The government-wide financial statements include not only Boone County, Missouri itself (the *primary government*), but also a legally separate hospital board of trustees (a *component unit*) for which Boone County is financially accountable. Financial information for the component unit is reported separately from the financial information of the primary government. The government-wide financial statements do not include any blended component units.

The government-wide financial statements may be found on pages 18-19.

### ***Fund Financial Statements***

The second set of statements is the fund financial statements which provide information about groupings of related accounts which are used to maintain control over resources for specific activities or objectives. The County uses fund accounting to demonstrate compliance with finance-related legal requirements. The fund financial statements provide detailed information about the County's most significant funds – not the County as a whole.

County operations require the use of three kinds of funds:

- ***Governmental Funds.*** Governmental funds reflect how general government services were financed in the short-term as well as what financial resources remain available for future spending to finance County services.

The County maintains numerous individual governmental funds according to their type (general, special revenue, debt service, and capital projects). Information is presented separately in the governmental fund balance sheet and in the governmental fund statement of revenues, expenditures, and changes in fund balances for funds that are considered to be a major fund; financial information for all non-major funds is summarized and presented in a single column. Individual fund data for each of the nonmajor governmental funds is provided in the form of combining statements.

Fund financial statements for governmental funds are prepared using a modified accrual basis of accounting which differs from the full-accrual basis of accounting used to prepare the government-wide financial statements. Because of the resulting differences, a reconciliation of the fund financial statements to the government-wide financial statements is provided.

- ***Proprietary Funds.*** Proprietary funds offer short-term and long-term financial information about the various internal services which the County provides through a business-type operation, using a full accrual basis of accounting. The County does not operate enterprise activities, where the customers are primarily external to the County, such as a public utility. However, the County does operate several internal service

activities, where the customers are internal County departments, such as Facilities Maintenance and Housekeeping and self-insured employee benefits.

- *Fiduciary Funds.* Fiduciary funds are used to account for resources held for the benefit of individuals or entities external to the County. The County's fiduciary responsibilities are summarized and reported by type: pension trust fund, private-purpose trust funds, and agency funds. These assets are restricted as to purpose and use or are being held by the County on behalf of others and do not represent discretionary assets of the County. Therefore, these assets are not presented as a part of the government-wide financial statements.

## Financial Analysis of the County as a Whole

As noted earlier, net assets may serve over time as a useful indicator of a government's financial position. The Statement of Activities is used to report changes in net assets resulting from operations of the fiscal year just ended.

### Net Assets

On a government-wide basis, the County's net assets were approximately \$118.48 million at fiscal year end, an increase of \$3.1 million over the previous year, as shown in the table below.

#### Boone County, Missouri Schedule of Net Assets As of December 31,

	2007 Governmental Activities	2006 Governmental Activities
<b>Assets:</b>		
Current and other assets	\$ 40,317,505	35,797,199
Capital assets, net	89,507,640	92,123,554
Total assets	129,825,145	127,920,753
<b>Liabilities:</b>		
Long-term debt outstanding	7,581,737	7,929,321
Other Liabilities	3,764,743	4,618,057
Total liabilities	11,346,480	12,547,378
<b>Net Assets:</b>		
Invested in capital assets, net of related debt	84,283,160	86,587,212
Restricted	23,598,191	18,182,305
Unrestricted	10,597,314	10,603,858
Total net assets	\$ 118,478,665	115,373,375

The largest portion of the County's net assets, or approximately 71%, reflects its investment of more than \$84 million in capital assets, less any related outstanding debt used to acquire these assets. The County uses these capital assets to provide services to citizens; consequently, these assets are not available for future spending. Although the County's investment in capital assets is reported net of related debt, it should be noted that the resources needed to repay this debt must be provided from other sources since the capital assets themselves cannot be liquidated for the liabilities.

Included in the County's total net assets is \$23.6 million which represents resources that are subject to external restrictions, including statutory restrictions. Restricted net assets increased by \$5.4 million compared to the previous year; this increase is primarily due to increases in net assets in the County's various statutory special revenue funds and capital project funds. The remaining net assets of \$10.6 million are unrestricted and may be used to meet the government's obligations to citizens and creditors. Unrestricted net assets are essentially unchanged from the prior year.

Taken as whole, the government's net assets increased by \$3.1 million during the fiscal year just ended. This compares to an increase of \$8.2 million for the previous fiscal year. A discussion and analysis of the various factors resulting in this increase are presented in the following section.

### ***Governmental Activities***

The schedule on the following page shows the revenues and expenses for the County's activities for the current fiscal year as compared to the previous fiscal year.

**Boone County, Missouri**  
**Schedule of Changes in Net Assets**  
**For the Fiscal Years Ended December 31,**

	<b>2007</b>	<b>2006</b>
	<b>Governmental</b>	<b>Governmental</b>
	<b>Activities</b>	<b>Activities</b>
<b>Revenues:</b>		
Program revenues:		
Charges for services	\$ 6,023,531	6,581,632
Operating Grants and Contributions	4,664,023	4,174,709
Capital Grants and Contributions	1,049,328	2,306,349
General revenues:		
Property Taxes	4,052,018	3,900,415
Sales Taxes	31,463,171	27,751,933
Franchise and other taxes	222,558	213,759
Investment income	1,640,430	1,311,016
Hospital lease revenue	1,566,918	1,528,104
Gain on sale of capital assets	2,654	37,012
Other	1,759,031	913,564
Total revenues	<u>52,443,662</u>	<u>48,718,493</u>
<b>Expenses:</b>		
Policy and administration	8,351,758	8,235,033
Law enforcement and judicial	18,355,489	16,452,287
Environment, public buildings and infrastructure	19,846,910	13,178,130
Community health and public services	1,316,693	1,171,702
Economic vitality	66,000	66,000
Beautification and recreation	42,141	41,008
Protective inspection	1,082,119	1,039,597
Interest and fiscal charges	277,262	284,280
Total expenses	<u>49,338,372</u>	<u>40,468,037</u>
Change in net assets	3,105,290	8,250,456
Net assets, beginning of year	115,373,375	107,122,919
Net assets, end of year	<u>\$ 118,478,665</u>	<u>115,373,375</u>

The County's total revenue on a government-wide basis was \$52.4 million, an increase of \$3.7 million over the previous fiscal year. The increase is primarily due to capital contributions from donated infrastructure (roads), additional sales tax revenue attributable to a one-fifth cent capital improvement sales tax, and insurance proceeds. All taxes combined comprise 68% of total revenue, with sales tax as the largest single source, accounting for 60% of all County revenue. Sales tax revenue is a primary source of operating revenue to the General Fund, Road and Bridge Fund, Law

Enforcement Services Fund, and the One-Fifth Cent Capital Improvement Fund. Actual sales tax revenue to these funds fell below budget estimates, with actual sales tax growth of less than 1% compared to budgetary growth estimates of 4%. However, as shown above, the total amount of sales tax revenue increased over the prior year, due to the implementation of a 3-year one-fifth cent capital improvement sales tax. Charges for services account for 11.5% of total revenue; grants and other support account for 11% of total revenue. The remaining 9.5% of County revenues are derived from hospital lease revenue, investment income, gains on sale of capital assets, insurance proceeds, and other revenue.

The total cost of all programs and services was \$49.3 million, an increase of approximately \$8.8 million over the previous year. The County's expenses cover a broad range of services typically provided by county government. Environment, Public Buildings, and Infrastructure (primarily road and bridge activities) accounts for 40% of total expense followed by Law Enforcement and Judicial which accounts for 37% of total expenses and Policy and Administration which accounts for 17% of total expenses. These areas also account for the largest burden on general tax revenues in the amount of \$16.7 million, \$14.4 million, and \$4 million, respectively. Total expenses for Environment and Infrastructure reflect an increase over the previous year, attributable to increased depreciation associated with the infrastructure assets included in the retrospective implementation of GASB 34. Depreciation expense recognized on infrastructure assets in 2007 totaled \$6.1 million compared to depreciation expense of \$373,000 reported in 2006.

As previously noted, governmental activities increased the County's net assets by \$3.1 million compared to an increase of \$8.2 million the previous year. Two primary factors contributed to the current year's increase as compared to the previous year's increase.

- A locally approved capital improvement sales tax was authorized by voters and became effective October 1, 2006; however significant expenditures will not be incurred until 2008 and beyond. This results in a temporary increase in net assets.
- During fiscal year 2006, investment in capital assets exceeded the increase in annual depreciation expense and capital asset retirements, thus increasing net assets. This was not the case in fiscal year 2007. As noted above, implementation of the retrospective reporting requirements of GASB 34 resulted in increased infrastructure depreciation expense, which decreased net assets.



## Financial Analysis of the County's Funds

As previously mentioned, the purpose and focus of the County's governmental funds is significantly different than that of the government-wide financial statements. A discussion and analysis of the County's three types of fund financial statements (governmental funds, proprietary funds, and fiduciary funds) is presented below.

### *General Fund and Other Governmental Funds*

The focus of the County's governmental funds is to provide information on the inflows, outflows, and balances of resources that are available for spending as well as to demonstrate compliance with statutory and other legal requirements. As a result, the fund financial statements reflect a *current financial resources* focus rather than a *total economic resources* focus which is used in the government-wide financial statements.

Given the focus of the fund financial statements, an unreserved fund balance may serve as a useful measure of a government's net resources available for funding future services.

At the end of the current fiscal year, the unreserved fund balance of the General Fund was \$7.3 million. As a measure of the General Fund's liquidity, it may be useful to compare this amount to total fund expenditures, for a ratio of 31%, or to total budgeted expenditures, which calculates to 28%. A portion of the unreserved fund balance, approximately \$2.4 million, was appropriated in the Fiscal Year 2008 budget. The total fund balance in the County's General Fund decreased by approximately \$469,000 or by 6%. The decrease in the current fiscal year's fund balance is primarily due to net operating transfers out to other funds, most notably to the capital projects fund.

The total fund balance in the Road and Bridge Fund increased by \$1.69 million, or 24%, to \$8.74 million. This increase is primarily due to favorable spending variances (actual budgetary spending was equal to 76% of budget). Several projects which were included in the FY 2007 budget did not proceed according to schedule and were re-budgeted in FY 2008. Of the total fund balance, the unreserved and undesignated portion was \$7.1 million. A significant portion of this balance, approximately \$5 million, was appropriated in the 2008 budget. The Road and Bridge Fund provides financing for routine road maintenance activities, distributions to local cities and a special road district, as well as various major road improvements.

The fund balance in the Law Enforcement Services Fund decreased by approximately \$168,000 or 10%. This decrease is primarily due to sales tax revenues falling short of budgetary estimates.

The One-Fifth Cent Sales Tax Capital Improvement Fund was newly established in FY 2006 to account for the additional three-year sales tax approved by voters for various capital improvement projects. The resources of this fund are used to finance several capital improvement projects. Several construction contracts were awarded in FY 2007 with additional contracts to be awarded in 2008.

Fund balances in the County's non major governmental funds, all combined, increased by approximately \$416,000 or 7%. The increase is primarily due to revenues exceeding expenditures in the County's special revenue funds, with \$213,000 attributable to the Assessment Fund.

### ***Proprietary Funds***

The County's proprietary funds provide the same type of information found in the government-wide financial statements, but in more detail.

As previously noted, the County does not operate enterprise funds; however it does operate several internal service funds. At the end of the fiscal year, the unrestricted net assets for the County's various internal service funds were as follows:

• Self-Insured Health Plan:	\$ 1,949,211
• Self-Insured Dental Plan:	\$ 73,013
• Self-Insured Workers' Compensation:	\$ 621,425
• Facilities and Grounds:	\$ 356,450
• Building/Ground Capital Repair and Replacement:	\$ 1,205,011
• Utilities:	\$ 145,068

### ***Fiduciary Funds***

The County maintains a fiduciary fund for the assets of the pension trust fund for Boone County Matching Pension Plan for county employees. At the end of the current fiscal year, the net assets of the pension fund totaled \$1,658,391, representing an increase of \$268,531, or 19%, in total net assets from the previous year. The change is due to employer matching contributions and investment income exceeding benefit distributions.

The County is trustee for two private-purpose trust funds. At the end of the current fiscal year, net assets of the trust funds totaled \$122,461, representing an increase of \$81,268 in net assets from the previous year. The change is primarily due to a large contribution received during the year combined with investment income exceeding distributions.

The County is the custodian of numerous agency funds. The most common use of agency funds is to account for pass-through activity associated with property tax collection and distribution; however, the County administers numerous agency funds for various other purposes such as pass-through criminal costs, inmate funds, and unclaimed fees. Since, by definition, all assets of the agency funds are held for the benefit of other entities (i.e., all assets represent liabilities to the fund), there are no net assets. At the end of the current fiscal year, the combined gross assets of the agency funds totaled over \$133 million.

### ***General Fund Budgetary Highlights***

The final budget for the County's General Fund represents the original budget plus any supplemental appropriations approved during the year, combined with transfers of budgeted funds between departments and accounts. Prior year encumbrances are accounted for as a reservation of fund balance and are not added to the subsequent year's budget. Supplemental appropriations to the General Fund for the year totaled approximately \$316,000 and represent budgetary increases associated with various grants and contracts received during the year. As previously noted, actual revenues fell short of budgetary estimates for the year; however, this was off-set by a favorable spending variance for expenditures. Revenues fell short of budgetary estimates by 2% and expenditures totaled 91% of budget. Appropriate adjustments, if needed, were implemented in the

Fiscal Year 2008 budget process, depending on the causal factors of these variances. However, actual spending in the General Fund is consistently less than budget due to the unspent emergency appropriations and miscellaneous savings across a variety of departments and accounts.

## Capital Assets and Debt Administration

### Capital Assets

The County had invested over \$89.5 million in a broad range of capital assets (net of accumulated depreciation) at the close of the fiscal year. This amount represents a net decrease of approximately \$2.6 million or 2.8%, over last year. Detailed information is provided in the schedule below.

**Boone County, Missouri**  
**Schedule of Changes in Capital Assets,**  
**Net of Accumulated Depreciation**  
**December 31,**

	<b>2007</b>	<b>2006</b>
	<b>Governmental</b>	<b>Governmental</b>
	<b>Activities</b>	<b>Activities</b>
Land	\$ 6,656,080	6,292,903
Land-Infrastructure	10,275,034	10,238,688
Construction in progress	1,353,838	220,546
Construction in progress-Infrastructure	121,806	134,160
Works of art	120,228	120,228
Buildings and improvements	28,196,962	27,636,930
Vehicles and equipment	5,796,359	5,623,831
Office furniture and equipment	1,050,652	1,122,753
Infrastructure	35,936,681	40,733,515
Total capital assets	\$ <u>89,507,640</u>	<u>92,123,554</u>

This year's major capital asset additions included acquisition of land and building (a property adjacent to the Alternative Sentencing Center); routine replacement of vehicles, machinery & equipment; and infrastructure additions, including both constructed and donated infrastructure assets. The decrease in the office furniture/equipment and infrastructure categories is primarily due to annual depreciation.

For government-wide financial presentation, all depreciable capital assets were depreciated from acquisition date to the end of the current fiscal year. Fund financial statements, however, reflect capital asset purchases as expenditures and ignore depreciation. Depreciation expense of \$8.3 million was recognized in the government-wide financial statements for fiscal year 2007; this compares to \$2.2 million for the previous year. As previously noted, the 2007 increase in

depreciation expense is due to the depreciation associated with those infrastructure assets that were included as of January 1, 2007, in the County's financial reports in conjunction with the retrospective implementation of GASB 34.

Capital asset retirements and disposals in the current year totaled approximately \$229,000 (net of accumulated depreciation) and consisted primarily of vehicles, office furniture, and equipment.

Additional information on Boone County's capital assets can be found in note 8 on page 47 of this report.

### ***Long-term Debt***

The schedule below summarizes the changes in net outstanding debt. As previously noted, the County does not report business type activities; accordingly, all debt is attributable to governmental activities.

**Boone County, Missouri**  
**Schedule of Changes in Net Outstanding Debt**  
**December 31,**

	<b>Fiscal Year</b>	<b>Fiscal Year</b>
	<b>2007</b>	<b>2006</b>
<b>Governmental Activities</b>		
General Obligation Debt	\$ 542,000	680,000
Special Obligation Debt	6,120,000	6,395,000
Unamortized premiums	61,315	67,154
Accrued compensated absences	858,422	787,167
Total	<u>\$ 7,581,737</u>	<u>7,929,321</u>

At the end of the current fiscal year, the County had long-term liabilities for governmental activities in the amount of \$7.58 million compared to \$7.93 million from the previous year. Of this amount, \$542,000 are general obligation bonds issued for the Neighborhood Improvement District program and are being retired through special assessments; \$6.12 million are special obligation bonds being retired through a combination of general fund appropriations and lease rental revenue; approximately \$61,000 is the result of unamortized premiums; and, approximately \$858,000 is associated with accrued compensated absences. Additional information on Boone County's long-term debt can be found in note 9 on page 49 of this report.

## **Economic Outlook**

The unemployment rate for Boone County remains significantly lower than the state and national averages. Local population growth is stable and continues at a pace faster than the state as a whole. Assessed valuation continues to grow as well; however, the property tax revenue is a very small percentage of the County's overall revenues. Local sales tax is the single most important revenue source to the County and its growth rate declined in 2007. The 2006 annual growth rate for sales tax revenue was approximately 5% compared to the 2007 growth rate of less than 1%. This is the lowest growth rate experienced with this revenue source since its initial approval by voters in the early 1980's. In addition, this is the single largest annual decline ever experienced. Sales tax revenue is inherently volatile, responding very quickly to changing economic conditions, particularly consumer spending. Since sales tax revenue is a significant revenue source to the County, the County is at greater risk in the event of a decline in this revenue source. The current economic environment has resulted in a sudden and significant decline in taxable sales, which is reflected in Table No. 5, *Taxable Sales by Category* (Last Ten Years). This, combined with declining building permit revenue, investment income, and real estate recording fees as well as lagging state reimbursement revenues will present significant budget challenges in the foreseeable future.

## **Requests for Information**

This financial report is designed to provide a general overview of the finances of Boone County, Missouri, for all those with an interest in the government's finances. Questions concerning any of the information provided in this report or requests for additional financial information should be directed to the office of Boone County Auditor, Roger B. Wilson Government Center, 801 E. Walnut, Room 205, Columbia, MO 65201.

**BOONE COUNTY, MISSOURI**  
**BASIC FINANCIAL STATEMENTS**

BOONE COUNTY, MISSOURI

STATEMENT OF NET ASSETS  
DECEMBER 31, 2007

	Primary Government	Component Unit
	Governmental Activities	Boone Hospital Board of Trustees
<b>ASSETS</b>		
Cash and cash equivalents	\$ 2,884,407	12,696,305
Investments	24,706,540	56,661,663
Accrued interest	364,749	797,508
Accounts receivable	1,519,742	8,887,894
Commissions receivable	398,894	-
Contributions receivable-current	-	150,000
Property taxes receivable, net	827,305	-
Assessments receivable	386,729	-
Sales taxes receivable	5,644,364	-
Due from other governments	1,281,790	-
Due from others	3,800	-
Loans receivable	536	-
Contributions receivable-noncurrent	-	1,297,482
Deferred charges	162,792	-
Prepaid items	5,037	14,626
Other assets	-	382,480
Restricted assets:		
Cash and cash equivalents	1,925,436	-
Investments	205,384	4,105,110
Capital assets, net:		
Nondepreciable	18,526,986	1,478,774
Depreciable	70,980,654	63,578,342
Total assets	<u>129,825,145</u>	<u>150,050,184</u>
<b>LIABILITIES</b>		
Accounts payable	2,696,646	1,006,662
Wages payable	367,807	-
Accrued liabilities	57,755	812,707
Due to other governments	5,638	-
Due to others	35,543	-
Estimated liability for claims incurred but not paid	455,234	-
Unearned revenue	22,019	-
Interest payable	124,101	545,636
Long-term liabilities:		
Due within one year	1,330,261	2,325,000
Due within more than one year	6,251,476	24,185,000
Total liabilities	<u>11,346,480</u>	<u>28,875,005</u>
<b>NET ASSETS</b>		
Invested in capital assets, net of related debt	84,283,160	38,547,116
Restricted for:		
Debt service	1,697,249	3,398,510
Capital projects	7,984,540	-
Constitutional provisions or enabling legislation	13,916,402	-
Expendable donor restrictions	-	4,313,411
Nonexpendable donor restrictions	-	706,600
Unrestricted	10,597,314	74,209,542
Total net assets	<u>\$ 118,478,665</u>	<u>121,175,179</u>

See accompanying notes to the basic financial statements.

STATEMENT OF ACTIVITIES  
FOR THE YEAR ENDED DECEMBER 31, 2007

**COMPONENT UNIT:**  
**Boone Hospital Board of Trustees**

GENERAL REVENUES:		
Property taxes	\$ 4,052,018	72,335
Sales taxes	31,463,171	-
Franchise and other taxes	222,558	-
Investment revenue	1,640,430	3,748,313
Hospital lease revenue	1,566,918	-
Gain on sale of capital assets	2,654	-
Miscellaneous (including insurance proceeds)	1,759,031	85,748
Total general revenues	40,706,780	3,906,396
Change in net assets	3,105,290	10,897,302
NET ASSETS -- beginning of year, as restated	115,373,375	110,297,877
NET ASSETS -- end of year	118,478,665	121,175,179

See accompanying notes to the basic financial statements.



BOONE COUNTY, MISSOURI

BALANCE SHEET  
GOVERNMENTAL FUNDS  
DECEMBER 31, 2007

	Major Funds					
	General Fund	Road & Bridge Fund	Law Enforcement Services Fund	One-Fifth Cent Sales Tax Capital Improvement Fund	Nonmajor Governmental Funds	Total Governmental Funds
ASSETS						
Cash and cash equivalents	\$ 2,419,137	171,945	-	-	293,325	2,884,407
Investments	2,581,400	6,493,207	1,004,166	6,676,731	4,383,527	21,139,031
Accrued interest	181,420	68,297	11,045	45,832	25,670	332,264
Accounts receivable	208,246	3,532	-	-	125,796	337,574
Commissions receivable	199,351	1,591	-	-	197,952	398,894
Property taxes receivable	631,397	249,578	-	-	-	880,975
Assessments receivable	-	-	-	-	386,729	386,729
Sales taxes receivable	2,131,756	2,129,127	532,303	851,178	-	5,644,364
Loans receivable from other funds	154,735	-	-	-	-	154,735
Due from other funds	30,853	207	200	-	690	31,950
Due from other governments	504,176	657,814	-	-	119,800	1,281,790
Due from others	3,800	-	-	-	-	3,800
Loans receivable	536	-	-	-	-	536
Prepaid items	4,637	-	-	-	400	5,037
Restricted assets:						
Cash and cash equivalents	300,584	-	-	-	1,624,852	1,925,436
Total assets	9,352,028	9,775,298	1,547,714	7,573,741	7,158,741	35,407,522
LIABILITIES AND FUND BALANCES						
Liabilities:						
Accounts payable	888,374	896,506	54,811	484,721	158,449	2,482,861
Wages payable	237,916	79,737	25,533	-	13,478	356,664
Accrued liabilities	45,178	7,351	2,619	-	1,431	56,579
Due to other funds	5,306	-	-	-	30,853	36,159
Due to other governments	5,638	-	-	-	-	5,638
Due to others	33,953	1,500	-	-	90	35,543
Deferred revenue	120,799	42,001	-	-	337,785	500,585
Loans payable to other funds	-	-	-	-	154,735	154,735
Total liabilities	1,337,164	1,027,095	82,963	484,721	696,821	3,628,764
Fund balances:						
Reserved for:						
Loan receivable	155,271	-	-	-	-	155,271
Prepaid items	4,637	-	-	-	400	5,037
Debt service	300,444	-	-	-	1,069,780	1,370,224
Capital projects	-	-	-	7,089,020	895,520	7,984,540
Security deposits	140	-	-	-	-	140
Encumbrances	242,539	1,133,864	89,426	-	45,661	1,511,490
Unreserved						
Designated for capital improvements	-	500,000	250,000	-	-	750,000
Undesignated, reported in:						
General fund	7,311,833	-	-	-	-	7,311,833
Special revenue funds	-	7,114,339	1,125,325	-	4,154,991	12,394,655
Capital project funds	-	-	-	-	295,568	295,568
Total fund balances	8,014,864	8,748,203	1,464,751	7,089,020	6,461,920	31,778,758
Total liabilities and fund balances	\$ 9,352,028	9,775,298	1,547,714	7,573,741	7,158,741	35,407,522

See accompanying notes to the basic financial statements.

BOONE COUNTY, MISSOURI

RECONCILIATION OF THE BALANCE SHEET OF GOVERNMENTAL FUNDS  
TO THE STATEMENT OF NET ASSETS  
DECEMBER 31, 2007

Total fund balance-- total governmental funds	\$ 31,778,758
---	---------------

Amounts reported for governmental activities in the statement of net assets are different because:

Capital assets used in governmental activities (excluding internal service fund capital assets) are not financial resources and, therefore, are not reported in the fund financial statements.	89,451,024
--	------------

Some of the County's property taxes and special assessments will be collected after the 60-day availability period and are deferred in the fund financial statements. However, revenue for this amount is recognized in the government-wide financial statements, net of allowance for uncollectible amounts.	424,896
---	---------

Internal service funds are used by management to charge the cost of building and custodial maintenance and self-insurance to the individual governmental funds, generally on a cost-reimbursement basis. The assets and liabilities of the internal service funds are included in governmental activities in the statement of net assets.	4,350,178
---	-----------

Long-term liabilities applicable to the County's governmental activities (excluding internal service fund accrued compensated absences) are not due and payable in the current period and, accordingly, are not reported as liabilities within the fund financial statements. Interest on long-term debt is not accrued in governmental funds, but rather is recognized as an expenditure when due. All liabilities -- both current and long-term -- are reported on the government-wide statement of net assets. Discounts, premiums, bond issuance costs are reported in the governmental fund financial statements when the debt was issued, whereas these amounts are deferred and amortized over the life of the debt as an adjustment to interest expense on the government-wide financial statements.

Balances as of December 31, 2007 are:

Accrued interest on long-term debt	(124,101)
Bonds payable	(6,662,000)
Unamortized premiums	(61,314)
Unamortized bond issuance costs	162,792
Accrued compensated absences	<u>(841,568)</u>

Total net assets -- governmental activities -- statement of net assets	\$ <u>118,478,665</u>
--	-----------------------

See accompanying notes to the basic financial statements.

BOONE COUNTY, MISSOURI

STATEMENT OF REVENUES, EXPENDITURES, AND CHANGES IN FUND BALANCES  
GOVERNMENTAL FUNDS  
YEAR ENDED DECEMBER 31, 2007

	Major Funds					Total
	General Fund	Road & Bridge Fund	Law Enforcement Services Fund	One-Fifth Cent Sales Tax Capital Improvement Fund	Nonmajor Governmental Funds	Governmental Funds
<b>REVENUES</b>						
Property taxes	\$ 2,855,380	1,177,326	-	-	-	4,032,706
Assessments	-	-	-	-	148,743	148,743
Sales taxes	11,618,935	12,100,093	2,899,191	4,626,163	218,789	31,463,171
Other taxes	185,691	-	-	-	-	185,691
Licenses and permits	412,779	12,711	-	-	28,564	454,054
Intergovernmental	2,480,835	1,977,856	1,280	-	424,029	4,884,000
Charges for services	3,435,475	99,551	-	-	1,570,812	5,105,838
Fines and forfeitures	-	-	-	-	23,121	23,121
Investment income	359,296	406,845	64,279	260,782	254,029	1,345,231
Interfund services provided	218,023	21,939	-	-	-	239,962
Miscellaneous:						
Hospital lease revenue	1,566,918	-	-	-	-	1,566,918
Contributions	-	-	-	-	8,500	8,500
Other	322,436	20,869	-	-	103,060	446,365
<b>Total revenues</b>	<b>23,455,768</b>	<b>15,817,190</b>	<b>2,964,750</b>	<b>4,886,945</b>	<b>2,779,647</b>	<b>49,904,300</b>
<b>EXPENDITURES</b>						
Current:						
Policy and administration	6,031,601	-	-	-	1,122,353	7,153,954
Law enforcement and judicial	13,731,565	-	2,426,470	-	568,501	16,726,536
Environment, public buildings, and infrastructure	33,024	13,255,428	-	-	66,669	13,355,121
Community health and public services	1,150,435	-	-	-	77,056	1,227,491
Economic vitality	66,000	-	-	-	-	66,000
Beautification and recreation	42,141	-	-	-	-	42,141
Protective inspection	1,069,967	-	-	-	-	1,069,967
Interfund services used	21,939	150,000	-	-	68,023	239,962
Capital outlay	625,232	1,064,060	706,300	1,180,511	951,102	4,527,205
Debt service:						
Principal retirement	275,000	-	-	-	138,000	413,000
Interest and fiscal charges	139,465	-	-	-	149,144	288,609
<b>Total expenditures</b>	<b>23,186,369</b>	<b>14,469,488</b>	<b>3,132,770</b>	<b>1,180,511</b>	<b>3,140,848</b>	<b>45,109,986</b>
<b>REVENUES OVER (UNDER) EXPENDITURES</b>	<b>269,399</b>	<b>1,347,702</b>	<b>(168,020)</b>	<b>3,706,434</b>	<b>(361,201)</b>	<b>4,794,314</b>
<b>OTHER FINANCING SOURCES (USES)</b>						
Transfers in	28,668	-	-	-	798,341	827,009
Transfers out	(798,341)	-	-	-	(28,668)	(827,009)
Insurance proceeds	13,028	147,794	-	-	-	160,822
Sale of capital assets	17,753	191,094	-	-	7,753	216,600
<b>Total other financing sources (uses)</b>	<b>(738,892)</b>	<b>338,888</b>	<b>-</b>	<b>-</b>	<b>777,426</b>	<b>377,422</b>
<b>NET CHANGE IN FUND BALANCES</b>	<b>(469,493)</b>	<b>1,686,590</b>	<b>(168,020)</b>	<b>3,706,434</b>	<b>416,225</b>	<b>5,171,736</b>
<b>FUND BALANCES, beginning of year</b>	<b>8,484,357</b>	<b>7,061,613</b>	<b>1,632,771</b>	<b>3,382,586</b>	<b>6,045,695</b>	<b>26,607,022</b>
<b>FUND BALANCES, end of year</b>	<b>\$ 8,014,864</b>	<b>8,748,203</b>	<b>1,464,751</b>	<b>7,089,020</b>	<b>6,461,920</b>	<b>31,778,758</b>

See accompanying notes to the basic financial statements.

BOONE COUNTY, MISSOURI

RECONCILIATION OF THE STATEMENT OF REVENUES, EXPENDITURES AND CHANGES  
IN FUND BALANCES OF GOVERNMENTAL FUNDS  
TO THE STATEMENT OF ACTIVITIES  
FOR THE YEAR ENDED DECEMBER 31, 2007

Net change in fund balances -- governmental funds-- statement of revenues, expenditures, and changes in fund balances	\$ 5,171,736
---	--------------

Amounts reported for governmental activities in the statement of net assets are different because:

Governmental funds report capital outlays as expenditures. However, in the statement of activities, the cost of those assets that meet the capitalization threshold is allocated over their estimated useful lives and recorded as depreciation expense. This is the amount by which such capital outlays (\$4,855,481) exceeded depreciation expense (\$8,310,598) in the current period.	(3,455,117)
--	-------------

The net effect of various miscellaneous transactions involving capital assets (i.e., sales, trade-ins, contributed capital assets) is to increase net assets.	811,133
---	---------

Revenues in the statement of activities (net of allowance for uncollectible amounts) that do not provide current financial resources are not reported as revenues in the fund financial statements. This amount represents the extent to which revenues not providing current financial resources in the current fiscal year exceeded revenues not providing current financial resources in the prior fiscal year (which are recognized in the fund financial statements in the current year).	(112,880)
--	-----------

Internal service funds are used by management to charge the cost of building and custodial maintenance and self-insurance to the individual governmental funds. The net income of internal service funds attributable to governmental activities is reported on the statement of activities.	355,518
--	---------

Governmental funds report repayment of principal on bonds payable and capital leases as an expenditure. However, repayment of principal is not recognized as an expense in the statement of activities; instead, it reduces the liability in the statement of net assets.

Annual principal payments on bonds payable and capital leases	413,000
---	---------

Under the modified accrual basis of accounting used in the governmental funds financial statements, expenditures are not recognized for transactions that are not normally paid with expendable available financial resources. In the statement of activities, however, which is presented on the accrual basis of accounting, expenses and liabilities are reported regardless of when financial resources are available. In addition, interest on long-term debt is not recognized under the modified accrual basis of accounting until due, rather than as it accrues.

This adjustment combines the net changes of the following:

Accrued compensated absences	(72,057)	
Accrued interest on bonds	5,508	
Premiums on debt issuances, net of amortization	5,839	
Deferred bond issuance costs, net of amortization	(17,390)	
		(78,100)

Change in net assets -- governmental activities -- statement of activities	\$ <u>3,105,290</u>
--	---------------------

See accompanying notes to the basic financial statements.

BOONE COUNTY, MISSOURI

STATEMENT OF NET ASSETS  
 PROPRIETARY FUNDS  
 DECEMBER 31, 2007

	Governmental Activities—Internal Service Funds
<b>ASSETS</b>	
Current assets:	
Investments	\$ 3,567,509
Accrued interest	32,485
Accounts receivable	1,182,168
Due from others	5,106
Total current assets	<u>4,787,268</u>
Restricted assets:	
Investments	205,384
Noncurrent assets:	
Capital assets, net	<u>56,616</u>
Total assets	<u>5,049,268</u>
<b>LIABILITIES</b>	
Current liabilities:	
Accounts payable	213,785
Wages payable	11,143
Compensated absences	16,855
Accrued liabilities	1,176
Estimated liability for claims incurred but not paid	455,234
Due to other funds	<u>897</u>
Total liabilities	<u>699,090</u>
<b>NET ASSETS</b>	
Invested in capital assets	56,616
Restricted	205,384
Unrestricted	<u>4,088,178</u>
Total net assets	\$ <u><u>4,350,178</u></u>

See accompanying notes to the basic financial statements.

BOONE COUNTY, MISSOURI

STATEMENT OF REVENUES, EXPENSES, AND  
CHANGES IN FUND NET ASSETS—PROPRIETARY FUNDS  
YEAR ENDED DECEMBER 31, 2007

	Governmental Activities—Internal Service Funds
OPERATING REVENUES	
Charges for services	\$ 4,487,660
Miscellaneous	20,583
Total operating revenues	<u>4,508,243</u>
OPERATING EXPENSES	
Salaries and employee benefits	573,247
Supplies, services, and other charges	2,460,074
Claims expense	2,210,508
Professional services	73,335
Administrative fees	337,776
Capital outlay	8,736
Depreciation	5,545
Total operating expenses	<u>5,669,221</u>
Operating income (loss)	<u>(1,160,978)</u>
NONOPERATING REVENUES (EXPENSES)	
Insurance proceeds	1,212,262
Miscellaneous	9,035
Investment income	295,199
Total nonoperating revenues (expenses)	<u>1,516,496</u>
Change in net assets	355,518
Net assets, beginning of year	3,994,660
Net assets, end of year	\$ <u><u>4,350,178</u></u>

See accompanying notes to the basic financial statements.

BOONE COUNTY, MISSOURI  
STATEMENT OF CASH FLOWS  
PROPRIETARY FUNDS  
YEAR ENDED DECEMBER 31, 2007

	Governmental Activities—Internal Service Funds
<b>CASH FLOWS FROM OPERATING ACTIVITIES</b>	
Receipts from customers	\$ 4,642,810
Other operating cash receipts	50
Payments to employees	(574,797)
Payments to suppliers for goods and services	(4,683,886)
Net cash provided by (used in) operating activities	<u>(615,823)</u>
<b>CASH FLOWS FROM CAPITAL AND RELATED FINANCING ACTIVITIES</b>	
Purchase of capital assets	(24,580)
Insurance proceeds	359,290
Net cash provided by (used in) capital and related financing activities	<u>334,710</u>
<b>CASH FLOWS FROM INVESTING ACTIVITIES</b>	
Proceeds from sales and maturities of investments	5,663,932
Purchase of investments	(5,662,619)
Interest received	279,800
Net cash provided by (used in) investing activities	<u>281,113</u>
Net increase in cash and cash equivalents	-
Cash and cash equivalents, beginning of year	-
Cash and cash equivalents, end of year	<u>-</u>
<b>Reconciliation of operating income (loss) to net cash provided by (used in) operating activities:</b>	
Operating income	(1,160,978)
Depreciation	5,545
Change in assets and liabilities:	
Decrease (increase) in receivables	134,617
Increase (decrease) in accounts payable and estimated liability for claims incurred but not paid	406,597
Increase (decrease) in wages payable	(748)
Increase (decrease) in compensated absences	(802)
Increase (decrease) in accrued liabilities	(54)
Net cash provided by (used in) operating activities	<u>(615,823)</u>
<b>Noncash investing, capital, and financing activities:</b>	
Net appreciation (depreciation) in value of investments reported at fair value (not classified as cash equivalents)	\$ <u>(5,893)</u>

See accompanying notes to the basic financial statements.

BOONE COUNTY, MISSOURI

STATEMENT OF FIDUCIARY NET ASSETS  
FIDUCIARY FUNDS  
DECEMBER 31, 2007

	Pension Trust Fund	Private-Purpose Trust Funds	Agency Funds
<b>ASSETS</b>			
Cash and cash equivalents	\$ -	-	22,646,283
Investments:			
U.S. Government and agency securities	-	121,692	90,853,694
Money market mutual funds	1,658,391	-	-
Accrued interest	-	769	147,152
Accounts receivable	-	-	814
Property taxes receivable	-	-	19,248,325
Due from others	-	-	244,639
Total assets	<u>1,658,391</u>	<u>122,461</u>	<u>133,140,907</u>
<b>LIABILITIES</b>			
Accounts payable	-	-	485,772
Due to other political subdivisions	-	-	132,655,135
Total liabilities	<u>-</u>	<u>-</u>	<u>133,140,907</u>
<b>NET ASSETS</b>			
Held in trust for pension benefits and other purposes	<u>1,658,391</u>	<u>122,461</u>	<u>-</u>
Total net assets	\$ <u><u>1,658,391</u></u>	<u><u>122,461</u></u>	<u><u>-</u></u>

See accompanying notes to the basic financial statements.



BOONE COUNTY, MISSOURI

STATEMENT OF CHANGES IN FIDUCIARY NET ASSETS  
FIDUCIARY FUNDS  
YEAR ENDED DECEMBER 31, 2007

	Pension Trust Fund	Private-Purpose Trust Funds
ADDITIONS		
Contributions - employer	\$ 174,245	-
Contributions - other	-	79,128
Investment income	167,247	4,293
Total additions	<u>341,492</u>	<u>83,421</u>
DEDUCTIONS		
Benefits	72,961	-
Scholarships	-	1,493
Supplies, services and other charges	-	660
Total deductions	<u>72,961</u>	<u>2,153</u>
Change in net assets	268,531	81,268
NET ASSETS, beginning of year	<u>1,389,860</u>	<u>41,193</u>
NET ASSETS, end of year	\$ <u><u>1,658,391</u></u>	<u><u>122,461</u></u>

See accompanying notes to the basic financial statements.

## **BOONE COUNTY, MISSOURI**

### **Notes to Basic Financial Statements**

**December 31, 2007**

#### **(1) Summary of Significant Accounting Policies**

Boone County, Missouri (the County) is a first-class County, effective January 1, 1991, governed by a County commission comprised of a northern district commissioner, southern district commissioner, and presiding commissioner. Elected officials are responsible for the operations of certain County offices, including the assessor, collector, treasurer, clerk, auditor, sheriff, public administrator, prosecuting attorney and recorder offices, and the circuit court with its various divisions.

The accounting policies and financial reporting practices of the County conform to U.S. generally accepted accounting principles (GAAP) applicable to governmental entities. The following is a summary of the more significant policies:

##### **(a) Reporting Entity**

The County's financial reporting entity has been determined in accordance with governmental standards for defining the reporting entity and identifying entities to be included in its basic financial statements. These standards identify the County's financial accountability for potential component units as the primary, but not only, criteria for inclusion. The County is financially accountable if it appoints a voting majority of a potential component unit governing body and is able to impose its will on that potential component unit, or there is a potential for the potential component unit to provide specific financial benefits to or impose specific financial burdens on the County. The County's financial reporting entity consists of Boone County, Missouri (the primary government) and its component unit.

##### **Component Unit**

The County has no blended component units. The component unit column in the government-wide financial statements presents the financial data of the County's discretely presented component unit discussed below.

The Board of Trustees of Boone Hospital Center (the Board of Trustees) is a five-member elected board operating under the provisions of Revised Missouri Statute 205.160, et seq. Board of Trustees is charged with the operation of County hospital facilities in Boone County, Missouri. These facilities provide acute health care services to Boone County under the name of Boone Hospital Center.

Some organizations are included as component units because of their fiscal dependency on the primary government. An organization is fiscally dependent on the primary government if it is unable to adopt its budget, levy taxes or set rates or charges, or issue bonded debt without approval by the primary government. Pursuant to Revised Missouri Statute 205.160, the County is required to approve the issuance of bonded debt of the Board of Trustees. As a result, the Board of Trustees is included as a discretely presented component unit of the County.

Component units of the Board of Trustees include Boone Hospital Foundation and the Walter Johnson Palliative Care Foundation. The purpose of the Boone Hospital Foundation is to provide support and provision of care to, and in respect to, patients at Boone Hospital Center and its facilities. The purpose of the Walter Johnson Palliative Care Foundation is to provide support and provision of palliative care to patients and their families at Boone Hospital Center and its facilities.

## **BOONE COUNTY, MISSOURI**

### **Notes to Basic Financial Statements**

December 31, 2007

Effective September 1, 1988, the Board of Trustees and Boone County entered into a lease agreement with CH Allied Services, Inc. to lease the facilities and operate the services of Boone Hospital Center. The lease was amended and restated effective January 1, 2001. The Board of Trustees serve as lessor and shares in certain Hospital management responsibilities pursuant to the lease agreement. The lease agreement is explained in note 10.

Complete financial statements for the discretely presented component unit can be obtained from its administrative office as follows:

Boone Hospital Center  
1600 E. Broadway  
Columbia, Missouri 65201

#### **Related Organizations**

The County Commissioners also are responsible for appointing the members of Boone County Group Homes and Family Support, the Board of Trustees of the Boone County Regional Sewer District, the Industrial Development Authority, the Boone County Library Board, and the Boone County Mental Health Board of Trustees. The County's accountability for these organizations does not extend beyond making the appointments. Thus, these organizations are not component units of the County, and accordingly, no financial data for these organizations are included in the County's basic financial statements.

#### **(b) Government-Wide and Fund Financial Statements**

The government-wide financial statements (i.e., the statement of net assets and the statement of activities) report information on all of the nonfiduciary activities of the County and its component unit. The effect of interfund activity has been removed from these statements. The County's nonfiduciary activities consist entirely of governmental activities, which normally are supported by taxes and intergovernmental revenues. The County has no business-type activities that rely to a significant extent on charges for services from external parties. Additionally, the County is reported separately from the legally separate component unit for which the County is financially accountable.

The statement of activities demonstrates the degree to which the direct expenses of a given function or segment are offset by program revenues. Direct expenses are those that are clearly identifiable with a specific function. Program revenues include (1) charges for services to customers or applicants who purchase, use, or directly benefit from goods, services, or privileges provided by a given function and (2) grants and contributions that are restricted to meeting the operational or capital requirements of a particular function. Taxes, unrestricted interest earnings, gains, and other miscellaneous revenues not properly included among program revenues are reported instead as general revenues.

**BOONE COUNTY, MISSOURI**  
Notes to Basic Financial Statements

December 31, 2007

Following the government-wide financial statements are separate financial statements for governmental funds, proprietary funds, and fiduciary funds. Fiduciary activities are excluded from the government-wide financial statements. Major individual governmental funds are reported as separate columns in the fund financial statements. The County has determined that the general fund, the road and bridge fund, the law enforcement services fund, and the one-fifth cent sales tax capital improvement fund are major governmental funds. All other governmental funds are reported in one column labeled "Nonmajor Governmental Funds." The total fund balances for all governmental funds is reconciled to total net assets for governmental activities as shown on the statement of net assets. The net change in fund balance for all governmental funds is reconciled to the total change in net assets as shown on the statement of activities in the government-wide statements. Additionally, the County has six internal service funds (governmental activities): self-insured health plan, self-insured dental plan, self-insured workers' compensation, facilities and grounds, building and grounds capital repair and replacement fund, and utilities fund. All internal service fund activity is combined into a single column on the proprietary fund statements since major fund reporting requirements do not apply to internal service funds.

The fund financial statements of the County are organized on the basis of funds, each of which is considered a separate accounting entity with self-balancing accounts that comprise its assets, liabilities, fund balances/net assets, revenues and expenditures, or expenses. Governmental resources are allocated to and accounted for in individual funds based upon the purposes for which they are to be spent and the means by which spending activities are controlled. The following funds are reported by the County:

**Governmental Funds**

Governmental funds are those through which most governmental functions are financed. The acquisition, uses, and balances of the County's expendable financial resources and the related liabilities (except those accounted for in proprietary funds) are accounted for through governmental funds. The measurement focus is upon determination of and changes in financial position rather than upon net income.

The following are the County's governmental major funds:

**General Fund** – The general fund is the general operating fund of the County. All general tax revenues and other receipts not allocated by law or contractual agreement to another fund are accounted for in this fund. This fund provides for general operating expenditures, fixed charges, and the capital improvement costs not paid through other funds.

**Road and Bridge Fund** – The road and bridge fund is a special revenue fund used to account for the operations of the public works department. Financing is primarily provided by a one-half cent sales tax, revenue from the State of Missouri, and property taxes.

**Law Enforcement Services Fund** – The law enforcement services fund is a special revenue fund financed by a one-eighth cent sales tax for law enforcement and judicial activities.

## **BOONE COUNTY, MISSOURI**

### **Notes to Basic Financial Statements**

December 31, 2007

**One-Fifth Cent Sales Tax Capital Improvement Fund** – The one-fifth cent sales tax capital improvement fund is a special revenue fund financed by a one-fifth sales tax for capital improvements.

The other governmental funds of the County are considered nonmajor and are reported as nonmajor governmental funds within these financial statements. Nonmajor governmental funds include special revenue funds that account for the proceeds of specific revenue sources that are legally restricted, or restricted through local policy, to expenditures for specific purposes; debt service funds that account for the accumulation of resources for, and repayment of, general obligation long-term debt principal, interest, and related costs; and capital projects funds that account for financial resources used for the acquisition or construction of major capital facilities.

#### **Proprietary Funds**

Proprietary funds are used to account for activities that are similar to those found in the private sector. The measurement focus is on the determination of net income and capital maintenance.

The following are the County's proprietary funds:

**Internal Service Funds** – Internal service funds are used to account for the financing of goods or services provided by one department or agency to other departments or agencies of a government, or to other governments, on a cost-reimbursement basis. The following internal service funds have been established: the self-insured health plan fund, the self-insured dental plan fund, the self-insured workers' compensation fund, the facilities and grounds fund, the building and grounds capital repair and replacement fund, and the utilities fund. The self-insured health plan fund accounts for operations of the self-insured health plan for County employees. The self-insured dental plan fund accounts for operations of the self-insured dental plan for County employees. The self-insured workers' compensation fund accounts for operations of the self-insured workers' compensation plan for County employees. The facilities and grounds fund accounts for the operations of the facilities maintenance and housekeeping departments. The buildings and grounds capital repair and replacement fund provides for the accumulation of resources to be used for major repairs and replacements for County-owned buildings. The utilities fund accounts for building utilities for the Government Center, the Johnson Building, the Courthouse, the County-owned space in the Centralia Clinic, and the building located at 607 East Ash.

In the government-wide and proprietary fund financial statements, the County applies all applicable Governmental Accounting Standards Board (GASB) pronouncements, as well as the following private-sector pronouncements issued on or before November 30, 1989, unless these pronouncements conflict with or contradict GASB pronouncements: Financial Accounting Standards Board (FASB) Statements and Interpretations, Accounting Principles Board (APB) Opinions, and Accounting Research Bulletins (ARBs) of the Committee on Accounting Procedure. The discretely presented component unit has elected to apply the provisions of all relevant pronouncements of the FASB, including those issued after November 30, 1989, that do not conflict with or contradict GASB pronouncements.

## BOONE COUNTY, MISSOURI

### Notes to Basic Financial Statements

December 31, 2007

#### **Fiduciary Funds**

Fiduciary funds are used to account for assets held by the County in a trustee capacity or as an agent for individuals, private organizations, or other governmental units.

The following are the County's fiduciary funds:

**Pension Trust Fund** – The pension trust fund accounts for the plan net assets of the Boone County Matching Pension Plan, a defined contribution plan under Internal Revenue Code (IRC) Section 401(a). The pension trust fund is accounted for and reported similar to a proprietary fund.

**Private Purpose Trust Funds** – The private-purpose trust funds are used to account for all other trust arrangements under which principal and income benefit individuals, private organizations, or other governments. Private-purpose trust funds are accounted for and reported similar to a proprietary fund. Three private-purpose trust funds have been established: the George Spencer Trust Fund, which was established to award academic scholarships from the interest earned, the Union Cemetery Trust Fund, which was established to fund the maintenance of the Union Cemetery, and the Rocky Fork Cemetery Trust Fund, which was established to fund the maintenance of the Rocky Fork Cemetery.

**Agency Funds** – Agency funds are custodial in nature (assets equal liabilities) and do not involve the measurement of results of operations. The County maintains agency funds for special taxing districts, the Circuit Clerk, the Collector of Revenue, and for other miscellaneous purposes.

#### **(c) Basis of Accounting**

Basis of accounting refers to when revenues and expenditures or expenses are recognized in the accounts and reported in the basic financial statements. Basis of accounting relates to the timing of the measurements made, regardless of the measurement focus applied.

The government-wide financial statements are reported using the economic resources measurement focus and accrual basis of accounting, as are the financial statements of the proprietary fund, pension trust fund, private-purpose trust fund, and the discretely presented component unit. Revenues are recorded when earned and expenses are recorded when a liability is incurred, regardless of the timing of the related cash flows. Property taxes are recognized as revenues in the year for which they are levied. Grants and similar items are recognized as revenue as soon as all eligibility requirements have been met.

Proprietary funds distinguish operating revenues and expenses from nonoperating items. Operating expenses for the internal service funds consist of the cost of providing services to other County funds, and operating revenues consist of the charges to other County funds for these services. Investment income and gains or losses on disposals of capital items are considered nonoperating.

Governmental fund financial statements are reported using the current financial resources measurement focus and the modified accrual basis of accounting.

**BOONE COUNTY, MISSOURI**  
Notes to Basic Financial Statements  
December 31, 2007

Under the modified accrual basis of accounting, revenues are recorded when both measurable and available. The term "available" is defined as collectible within the current period or soon enough thereafter to be used to pay the liabilities of the current period. For the County, available is defined as expected to be received within 60 days of fiscal year-end, except for government grants, which is within 270 days of fiscal year-end. Expenditures generally are recorded when a liability is incurred, as under accrual accounting. However, debt service expenditures, as well as expenditures related to compensated absences and claims and judgments, are recorded only when payment is due (i.e. matured).

GASB Statement No. 33 groups nonexchange transactions into the following four classes, based upon their principal characteristics: derived tax revenues, imposed nonexchange revenues, government mandated nonexchange transactions, and voluntary nonexchange transactions.

The County recognizes assets from derived tax revenue transactions (such as sales taxes) in the period when the underlying exchange transaction on which the tax is imposed occurs or when the assets are received, whichever occurs first. Revenues are recognized, net of estimated refunds and estimated uncollectible amounts, in the same period that the assets are recognized, provided that the underlying exchange transaction has occurred. Resources received in advance are reported as deferred revenues until the period of the exchange.

The County recognizes assets from imposed nonexchange revenue transactions (such as property taxes, licenses and permits, and fines and forfeitures) in the period when an enforceable legal claim to the assets arises or when the resources are received, whichever occurs first. Revenues are recognized in the period when the resources are required to be used or the first period that use is permitted. The County recognizes revenues from property taxes, net of refunds and estimated uncollectible amounts, in the period for which the taxes are levied.

Intergovernmental revenues, representing grants and assistance received from other governmental units, are generally recognized as revenues in the period when all eligibility requirements, as defined by GASB Statement No. 33, have been met. Any resources received before eligibility requirements are met are reported as deferred revenues.

Charges for services in the governmental funds, which are exchange transactions and are, therefore, not subject to the provisions of GASB Statement No. 33, are recognized as revenues when received in cash because they are generally not measurable until actually received.

When both restricted and unrestricted resources are available for use, it is the County's policy to use restricted resources first and then unrestricted resources as they are needed.

For the pension trust funds, under the accrual basis of accounting, contributions are recognized in the period in which the contributions are due and benefits are recognized when they become due and payable.

**BOONE COUNTY, MISSOURI**  
Notes to Basic Financial Statements  
December 31, 2007

**(d) Cash and Investments**

The County Treasurer maintains a cash and investment pool that is available for use by all funds except the pension trust fund. Within the financial statements, income from investments associated with one fund is not assigned to another fund for other than legal or contractual reasons. In addition, cash and investments are separately maintained by County court officials and third-party trustee and fiscal agents.

Investments are recorded at fair value. Fair values for investments are determined by closing market prices at year-end.

**(e) Contributions**

Contributions receivable consist of amounts receivable to the Boone Hospital Foundation, a discretely presented component unit of the Board of Trustees, and are temporarily restricted for the support of an intergenerational day care program. At December 31, 2007, the present value of contributions receivable, using a discount rate of 4%, is as follows:

Due within one year	\$ 150,000
Due within five years	<u>1,297,482</u>
	<u>1,447,482</u>
Allowance for doubtful contributions	<u>—</u>
Net contributions receivable	<u><u>\$ 1,447,482</u></u>

**(f) Inventories**

Purchases of materials and supplies in the governmental funds are charged to expenditures as incurred. Amounts of inventories are immaterial.

**(g) Capital Assets**

Capital assets, which include buildings, improvements, equipment, infrastructure assets (e.g., roads, bridges, drainage structures, and similar items), and works of art, are reported in the governmental activities column in the government-wide financial statements, net of accumulated depreciation. Capital assets also are recorded in the proprietary fund financial statements. Capital assets are defined by the County as assets with an estimated useful life in excess of one year with an initial, individual cost of \$5,000 or more, infrastructure with a cost of \$50,000 or more, and all land and land improvements.

As discussed further in note 1(q), pursuant to the transition provisions of GASB Statement No. 34, infrastructure assets have been capitalized retroactively to 1980 at historical cost.

Purchased or constructed capital assets are reported at cost or estimated historical cost. Donated capital assets are recorded at their estimated fair market value at the date of donation. The costs of normal maintenance and repairs that do not add to the value of the asset or materially extend the assets' lives are not capitalized.



**BOONE COUNTY, MISSOURI**  
Notes to Basic Financial Statements  
December 31, 2007

Depreciation, including depreciation recognized on assets acquired through government grants and other aid, is computed on the straight-line method over the estimated useful lives of the various classes of assets. The estimated useful lives of depreciable capital assets are as follows:

	<u>Years</u>
Buildings and improvements	5 to 50
Vehicles and equipment	4 to 7
Office furniture and equipment	3 to 4
Infrastructure	10 to 75

**Component Unit**

Capital assets include equipment, land and buildings which are valued at actual historical cost where available and at estimated historical cost where historical cost records are not available. Depreciation is computed using the straight-line method over the estimated useful life of the asset. Land is valued at actual historical cost or fair market value if received by donation. Interest costs are capitalized when incurred on debt where proceeds were used to finance construction of assets.

**(h) Restricted Assets**

Restricted assets, comprised of cash and cash equivalents and investments, represent those funds that are restricted as to use either at the time of receipt, by action of a governing body, or by legal requirement. At December 31, 2007, the County's restricted assets represent the proceeds of bond issuances restricted as to their use and the pledged security for the self-insured workers' compensation plan.

**(i) Reserved Fund Balance/Restricted Net Assets**

**Primary Government**

Reserved fund balance represents the portion of fund balance that is not available for subsequent year appropriation and is legally segregated for a specific future use. Restricted net assets represents the portion of net assets that are legally restricted by outside parties (e.g., restricted for debt service and restricted for capital projects) or by law through constitutional provisions or enabling legislation.

**Component Unit**

Restricted net assets of the Board of Trustees consist of bond proceeds, held in escrow, restricted by bond covenant to be used for future debt reduction.

Net assets restricted for expendable donor restrictions include donor-imposed restrictions, which limit the net assets use to a specified time period or purpose. Net assets restricted for nonexpendable donor restrictions include donor-imposed restrictions, which require the net assets to be maintained by the Board of Trustees in perpetuity.

**BOONE COUNTY, MISSOURI**  
Notes to Basic Financial Statements  
December 31, 2007

**(j) *Encumbrances***

Encumbrance accounting, under which purchase orders, contracts, and other commitments for the expenditure of funds are recorded in order to reserve that portion of the appropriation, is utilized in the governmental funds. Encumbrances are reported as reservations of fund balances because they do not constitute expenditures or liabilities for GAAP-basis financial statements. Encumbrances will remain in force and be liquidated under the current year's budget.

**(k) *Amortization***

In Government-wide financial statements, bond premiums are recorded as an addition to the debt obligation and bond issuance costs are recorded as a deferred charge. Such amounts are amortized using the interest method or bonds outstanding method over the term of the related revenue bonds.

In the fund financial statements, governmental funds recognize bond premiums, as well as bond issuance costs, during the current period. The face amount of debt issued is reported as other financing sources. Premiums received on debt issuances are reported as other financing sources. Issuance costs, whether or not withheld from the actual debt proceeds received, are reported as debt service expenditures.

**(l) *Compensated Absences***

Under terms of the County's personnel policies, employees are granted vacation and sick leave in varying amounts. County employees are allowed to carry their total accrued vacation leave balance. However, in the event of termination, County employees are only paid for accrued vacation leave up to a maximum of two times their annual accrual of vacation leave. Employees are not paid for accumulated sick leave upon termination. The vacation earned by County employees, subject to the aforementioned maximum, has been recorded as a long-term liability in the government-wide financial statements. A liability for compensated absences is recorded within the fund financial statements only to the extent that this liability has matured. Compensated absences are typically liquidated from the general fund.

**(m) *Interfund Transactions***

In the fund financial statements, the County has the following types of transactions amongst funds:

**Transfers**

Legally authorized transfers are reported when incurred as "transfers in" by the recipient fund and as "transfers out" by the disbursing fund.

**Interfund Services Provided/Used**

Charges for services rendered by one fund for another are recognized as revenues (interfund services provided) of the recipient fund and expenditures or expenses (interfund services used) of the disbursing fund. These transactions are recorded as interfund services because they would be treated as revenues and expenditures or expenses if they involved organizations external to the County.

**BOONE COUNTY, MISSOURI**  
Notes to Basic Financial Statements  
December 31, 2007

**(n) Statement of Cash Flows**

For the purpose of the statement of cash flows, cash and cash equivalents are defined as cash and all highly liquid investments (including restricted assets) with a maturity of three months or less at the date of purchase.

**(o) Use of Estimates**

The preparation of basic financial statements in conformity with U.S. generally accepted accounting principles requires management to make estimates and assumptions that affect the reported amounts of assets and liabilities and disclosure of contingent assets and liabilities at the date of the basic financial statements and the reported amounts of revenue, expenses, and expenditures during the reporting period. Actual results could differ from those estimates.

**(p) Income Taxes—Component Unit**

The Board of Trustees is exempt from federal income tax as described in Section 115 of the Internal Revenue Code. The Boone Hospital Foundation and the Walter Johnson Palliative Care Foundation, component units of the Board of Trustees, are exempt from income taxes under Section 501(c)(3) of the Internal Revenue Code.

**(q) Retroactive Reporting of Infrastructure Assets and Restatement of Beginning of Year Net Assets – Primary Government**

Effective January 1, 2007, the County retroactively reported infrastructure assets acquired prior to January 1, 2003 in accordance with the transition provisions of GASB Statement No. 34, *Basic Financial Statements – and Management Discussion and Analysis – For State and Local Governments*. The impact on the County's net assets as of January 1, 2007 is as follows:

Net assets, as previously reported	\$ 72,113,781
Adjustments:	
Capital assets, net:	
Nondepreciable	9,715,128
Depreciable	33,544,466
Net assets, as restated	\$ <u>115,373,375</u>

**(2) Individual Fund Deficits**

At December 31, 2007, the Special Revenue—Neighborhood Improvement Districts fund accumulated deficit of \$35,821 is the result of expenditures exceeding assessment revenue in 2007. The deficit will be offset by future assessment revenue.

## **BOONE COUNTY, MISSOURI**

### **Notes to Basic Financial Statements**

**December 31, 2007**

#### **(3) Cash and Investments**

##### ***Primary Government***

The County's investment policies are governed by County Commission Order, state statutes, and management policies. The County deposits all cash with the County Treasurer, who maintains all banking relationships for the County. Additionally, all investment decisions are made by the County Treasurer and the Treasurer's agents. County moneys are deposited in FDIC-insured banks located within the State of Missouri.

The County is authorized to invest in the following:

- a. United States Treasury Securities;
- b. United States Agency Securities, including coupon and zero coupon securities, discount notes, callable securities, step-up securities, floating rate securities, and mortgage backed securities;
- c. Repurchase agreements;
- d. Collateralized public deposits (certificates of deposit);
- e. Banker's acceptance and
- f. Commercial paper.

Investments are recorded at fair value. Fair value for investments is determined by closing market prices at year-end as reported by FT Interactive Data. In addition, money market mutual funds are classified as cash and cash equivalents on the statement of net assets but as investments for risk disclosure.

##### ***(a) Interest Rate Risk***

Interest rate risk is the risk that the fair value of investments will be adversely affected by a change in interest rates. The County's investment policy provides that the County seeks to minimize the risk that the market value of securities in its portfolio will decrease due to changes in general interest rates by structuring the investment portfolio so that securities mature to meet cash requirements for ongoing operations, thereby avoiding the need to sell securities on the open market prior to maturity. Additionally, the County primarily invests operating funds in shorter-term securities. Investments with call options are assumed to mature on the call date for interest rate risk disclosures.

**BOONE COUNTY, MISSOURI**  
Notes to Basic Financial Statements  
December 31, 2007

As of December 31, 2007, the County had the following investments:

Investment type:	
U.S. Treasuries	\$ 205,384
U.S. Agencies:	
Federal Farm Credit Bank	1,000,000
Federal Home Loan Bank	38,967,300
Federal Home Loan Mortgage Corporation	13,933,026
Freddie Discount notes	9,981,200
Federal National Mortgage Association	51,800,400
Money market mutual funds	1,925,436
Pension Trust Fund investments:	
Money market mutual funds	1,658,391
Total	<u>\$ 119,471,137</u>

As of December 31, 2007, all County investments had a maturity of one year or less.

**(b) Credit Risk**

Credit risk is the risk that an issuer or other counterparty to an investment will not fulfill its obligations. Credit risk is measured using credit quality ratings of investments in debt securities as described by nationally recognized rating agencies such as Moody's Investor Services.

The County's investment policy provides that the County will minimize credit risk by pre-qualifying the financial institutions, brokers/dealers, intermediaries, and advisors with which the County will do business, as well as through diversifying its portfolio in order to minimize potential losses on individual securities.

The County's investments in U.S. Agencies were rated Aaa by Moody's Investor Services as of December 31, 2007. All other investments were unrated as of December 31, 2007.

**(c) Custodial Credit Risk**

Custodial credit risk is the risk that, in the event of the failure of a counterparty, the County will not be able to recover the value of the investments, collateral securities, or deposits that are in the possession of the counterparty. The County's investment policy requires that deposits be covered by adequate pledge collateral. In order to anticipate market changes and provide a level of security for all funds, the market value (including accrued interest) of the collateral should be at least 102%.

## BOONE COUNTY, MISSOURI

### Notes to Basic Financial Statements

December 31, 2007

The County's investment policy further provides that all securities that serve as collateral against the deposits of a depository institution must be safekept at a nonaffiliated custodial facility. Depository institutions pledging collateral against deposits must, in conjunction with the custodial agent, furnish the necessary custodial receipts within five business dates from the settlement date. The County shall have a depository contract and pledge agreement with each safekeeping bank that complies with the Financial Institutions, Reform, Recovery, and Enforcement Act of 1989 (FIRREA). This will ensure that the County's security interest in collateral pledged to secure deposits is enforceable against the receivables of a failed financial institution.

At December 31, 2007, all County investments and all collateral securities and letters of credit pledged against County deposits are held by the counterparty's trust department or agent in the County's name.

**(d) Concentration of Credit Risk**

The County's investment policy provides that investments shall be diversified to minimize the risk of loss resulting from over-concentration of assets in a specific maturity, specific issuer, or specific class of securities. The County's investment policy further provides that, with the exception of U.S. Treasury Securities, U.S. Government Agency Securities, and collateralized repurchase agreements, no more than 30% of the County's total investment portfolio will be invested with a single security type.

At December 31, 2007, the concentration of the County's investments was as follows:

Investment type:	
U.S. Treasuries	0.2%
U.S. Agencies:	
Federal Farm Credit Bank	0.8
Federal Home Loan Bank	32.6
Federal Home Loan Mortgage Corporation	11.7
Freddie Discount note	8.4
Federal National Mortgage Association	43.3
Money market mutual funds	1.6
Pension Trust Fund investments:	
Money market mutual funds	1.4
Total	<u>100.0%</u>

**BOONE COUNTY, MISSOURI**  
Notes to Basic Financial Statements  
December 31, 2007

Investments are included within the County's accompanying statement of net assets as of December 31, 2007 as follows:

	<b>Government- wide statement of net assets</b>	<b>Fiduciary statement of net assets</b>	<b>Total</b>
Investments	\$ 24,706,540	92,633,777	117,340,317
Restricted assets:			
Cash and cash equivalents	1,925,436	—	1,925,436
Investments	205,384	—	205,384
Total investments	<u>\$ 26,837,360</u>	<u>92,633,777</u>	<u>119,471,137</u>

***Component Unit***

The Board of Trustees may legally invest in direct obligations of and other obligations guaranteed as to principal by the U.S. Treasury and U.S. agencies and instrumentalities; obligations guaranteed by the full faith and credit of the State of Missouri; repurchase agreements, certificates of deposit; bankers acceptances; and commercial papers.

***(a) Interest Rate Risk***

Interest rate risk is the risk that the fair value of investments will be adversely affected by a change in interest rates. The Board of Trustees investment policy specifically requires investments of a short-term nature to meet liquidity needs and avoid the need to sell securities on the open market, prior to maturity.

As of December 31, 2007, the Board of Trustees had the following investments and maturities:

	<b>Fair value</b>	<b>Investment maturities (in years) Less than one</b>	<b>1-5</b>
Investment type:			
Repurchase agreements	\$ 12,221,305	12,221,305	—
U.S. Treasury money market funds	3,398,510	3,398,510	
U.S. Agencies	52,922,818	34,282,818	18,640,000
Mutual funds	106,028	106,028	
Certificates of deposit	2,950,000	2,950,000	
Marketable equity securities	1,864,417	1,864,417	—
Total	<u>\$ 73,463,078</u>	<u>54,823,078</u>	<u>18,640,000</u>

**BOONE COUNTY, MISSOURI**  
Notes to Basic Financial Statements  
December 31, 2007

In addition to the investments listed above, the Board of Trustees own real estate held for investment. The income produced from the property in 2007 totaled \$16,635, primarily consisting of oil royalties. The real estate was received by inheritance approximately 50 years ago and is not included within the investments of the Board of Trustees because such real estate is not considered to be readily marketable.

**(b) Credit Risk**

Credit risk is the risk that an issuer or other counterparty to an investment will not fulfill its obligations. Credit risk is measured using credit quality ratings of investments in debt securities as described by nationally recognized rating agencies such as Moody's Investor Services.

The Board of Trustees policy related to credit risk requires diversification of the investment portfolio to mitigate the potential loss related to any one security. The Board of Trustees' investments in U.S. Agencies and repurchase agreements owned by the Board of Trustees were rated Aaa by Moody's Investor Services as of December 31, 2007. The marketable equity securities were not rated.

**(c) Custodial Credit Risk**

Custodial credit risk is the risk that, in the event of the failure of a counterparty, the Board of Trustees will not be able to recover the value of the investments, collateral securities, or deposits that are in the possession of the counterparty. At December 31, 2007, all Board of Trustees' investments and all collateral securities pledged against Board of Trustees' deposits are held by the counterparty's trust department or agent in the Board of Trustees' name. All investments in marketable equity securities were held in stock certificates in the name of the Board of Trustees.

**(d) Concentration of Credit Risk**

As a means of limiting its exposure to losses arising from concentration of investments, the Board of Trustees investment policy mandates that the investment portfolio not have a concentration of assets in specific maturity, specific issuer, or specific class of securities. At a minimum diversification standards by security type and issuer shall be : a) U.S. Treasuries and securities having principal and/or interest guaranteed by the U.S. Government, up to 100%; b) Collateralized time and demand deposits, up to 100%; c) U.S. Government agencies and Government sponsored enterprises, up to 60%; d) Collateralized repurchase agreements, up to 50%; and, e) U.S. Government agency callable securities, up to 30%.

At December 31, 2007, the concentration of the Board of Trustees' investments was as follows:

Investment type:

Repurchase agreements	16.6%
U.S. Treasury money market funds	4.6
U.S. Agencies	72.1
Mutual funds	0.1
Certificates of deposit	4.0
Marketable equity securities	2.6
Total	<u>100.0%</u>



## BOONE COUNTY, MISSOURI

### Notes to Basic Financial Statements

December 31, 2007

#### (4) Property Tax

The County's property tax is levied by September 20 of each year based on the assessed value listed for all property located in the County and appropriate taxing districts as of January 1 of that year. Property taxes are due by December 31 following the levy date. Taxes become delinquent if not paid by February and a lien is placed on the property as of March 1 if the delinquent taxes are not paid. Assessed values are established by the County Assessor, subject to review by the Board of Equalization.

Property taxes levied for 2007, which are intended to finance the budgeted expenditures for the fiscal year 2007, are recorded as receivables, net of estimated uncollectibles. Property taxes that have been billed and are expected to be collected before March 1 of the subsequent year are recognized as revenues in the current year within the governmental fund financial statements. Property taxes expected to be collected after March 1 have been recorded as property taxes receivable and deferred revenue within the governmental fund financial statements. All property taxes billed are recognized as revenue on the Government-wide statements, regardless of when they are expected to be collected.

The County is permitted by Missouri State statutes to levy taxes for various purposes. The following schedule presents the maximum allowable County-wide tax levies and the County's actual levy for 2007:

Purpose	Per \$100 of assessed valuation	
	Maximum levy allowed by law (a)	County's levy 2007
General, other than payment of principal and interest on long-term debt	\$ 0.3065	0.1200
Road and bridge (excluding special road districts)	0.2601	0.0475
Boone County Hospital	0.1300	—
Group Homes	0.1114	0.1114
Combined County-wide tax rate (noncommercial and commercial)		\$ 0.2789
County-wide surtax on commercial property (Class III)	0.6100	0.6100

- (a) Missouri State statutes require the County to reduce its property tax levy (levies) in an amount sufficient to decrease the total property taxes it expects to collect in a year by not less than 50% of the amount of general revenue sales taxes received by the County.

In addition to the tax levies described above, various independent taxing districts within the County, including school, city, library, fire, special road, and levee districts, levy a tax that is collected by the County Collector. The property tax collections resulting from these levies are disbursed by the County to the appropriate taxing districts.

**BOONE COUNTY, MISSOURI**  
Notes to Basic Financial Statements  
December 31, 2007

**(5) Intergovernmental Revenue and Receivables**

Intergovernmental revenue for governmental funds for fiscal year 2007 consisted of the following:

	<u>General fund</u>	<u>Road and bridge fund</u>	<u>Law enforcement fund</u>	<u>Nonmajor governmental funds</u>	<u>Total governmental funds</u>
Federal	\$ 1,178,720	606,077	1,280	12,329	1,798,406
State	1,146,395	1,371,779	—	383,517	2,901,691
Local	<u>155,720</u>	<u>—</u>	<u>—</u>	<u>28,183</u>	<u>183,903</u>
Total inter- governmental revenue	<u>\$ 2,480,835</u>	<u>1,977,856</u>	<u>1,280</u>	<u>424,029</u>	<u>4,884,000</u>

Within the fund financial statements, amounts due from other governments at December 31, 2007 include the following:

	<u>General fund</u>	<u>Road and bridge fund</u>	<u>Nonmajor governmental funds</u>	<u>Total governmental funds</u>
Federal	\$ 323,517	365,289	—	688,806
State	147,733	211,732	111,570	471,035
Local	<u>32,926</u>	<u>80,793</u>	<u>8,230</u>	<u>121,949</u>
Total due from other governments	<u>\$ 504,176</u>	<u>657,814</u>	<u>119,800</u>	<u>1,281,790</u>

**BOONE COUNTY, MISSOURI**  
Notes to Basic Financial Statements  
December 31, 2007

**(6) Interfund Balances**

Interfund receivable and payable balances at December 31, 2007 were as follows:

<u>Receivable fund</u>	<u>Payable fund</u>		<u>Internal service funds</u>	<u>Total</u>
	<u>General fund</u>	<u>Nonmajor governmental funds</u>		
General fund	\$ —	30,853	—	30,853
Road and bridge fund	—	—	207	207
Law enforcement services fund	200	—	—	200
Nonmajor governmental funds	—	—	690	690
Internal service funds	5,106	—	—	5,106
Total	\$ 5,306	30,853	897	37,056

These interfund balances are the result of services provided by one fund to another fund and are expected to be repaid during the fiscal year ended December 31, 2007.

Loans receivable and payable between funds at December 31, 2007 are as follows:

<u>Receivable fund</u>	<u>Payable fund</u>	<u>Amount</u>
General fund	Nonmajor governmental funds	\$ 154,735

Interfund loans were used to provide short-term financing for Neighborhood Improvement District (NID) projects.

**(7) Interfund Transfers**

Transfers between funds of the County for the year ended December 31, 2007 were as follows:

<u>Transfers to</u>	<u>Transfers from</u>	<u>Amount</u>
General fund	Nonmajor governmental funds	\$ 28,668
Nonmajor governmental funds	General fund	798,341
		\$ 827,009

Interfund transfers were used to move revenues from the fund that ordinance or budget requires to collect them to the fund that ordinance or budget requires to expend them.

**BOONE COUNTY, MISSOURI**  
Notes to Basic Financial Statements  
December 31, 2007

**(8) Capital Assets**

***Primary Government***

The following is a summary of changes in capital assets for the year ended December 31, 2007:

	Balance January 1, 2007, as restated	Additions	Deletions	Transfers	Balance December 31, 2007
Capital assets not being depreciated:					
Land	\$ 6,292,903	363,177	—	—	6,656,080
Land - Infrastructure	10,238,688	36,346	—	—	10,275,034
Construction in progress	220,546	1,442,176	—	(308,884)	1,353,838
Construction in progress - Infrastructure	134,160	75,186	—	(87,540)	121,806
Works of art	120,228	—	—	—	120,228
Total capital assets not being depreciated	<u>17,006,525</u>	<u>1,916,885</u>	<u>—</u>	<u>(396,424)</u>	<u>18,526,986</u>
Capital assets being depreciated:					
Buildings and improvements	34,090,963	891,168	—	308,884	35,291,015
Vehicles and equipment	10,083,891	1,454,333	549,883	—	10,988,341
Office furniture and equipment	3,540,373	433,777	55,432	—	3,918,718
Infrastructure	95,863,164	1,233,226	2,778	87,540	97,181,152
Total capital assets being depreciated	<u>143,578,391</u>	<u>4,012,504</u>	<u>608,093</u>	<u>396,424</u>	<u>147,379,226</u>
Less accumulated depreciation for:					
Buildings and improvements	6,454,033	640,020	—	—	7,094,053
Vehicles and equipment	4,460,060	1,052,646	320,724	—	5,191,982
Office furniture and equipment	2,417,620	505,877	55,431	—	2,868,066
Infrastructure	55,129,649	6,117,600	2,778	—	61,244,471
Total accumulated depreciation	<u>68,461,362</u>	<u>8,316,143</u>	<u>378,933</u>	<u>—</u>	<u>76,398,572</u>
Total capital assets being depreciated, net	<u>75,117,029</u>	<u>(4,303,639)</u>	<u>229,160</u>	<u>396,424</u>	<u>70,980,654</u>
Capital assets, net	<u>\$ 92,123,554</u>	<u>(2,386,754)</u>	<u>229,160</u>	<u>—</u>	<u>89,507,640</u>

Construction in progress consists primarily of infrastructure.

**BOONE COUNTY, MISSOURI**  
Notes to Basic Financial Statements  
December 31, 2007

Within the statement of activities, depreciation expense is charged to the functions of the primary government as follows:

Policy and administration	\$ 614,861
Law enforcement and judicial	639,900
Environment, public buildings, and infrastructure	6,953,541
Protective inspection	86,939
Internal service funds	15,357
	5,545
	<u>\$ 8,316,143</u>

***Component Unit***

The following is a summary of changes in the component unit capital assets for the year ended December 31, 2007:

	<u>Balance January 1, 2007</u>	<u>Additions</u>	<u>Deletions</u>	<u>Balance December 31, 2007</u>
Capital assets not being depreciated:				
Construction in progress	\$ 6,131,024	6,214,827	10,867,077	1,478,774
Total capital assets not being depreciated	<u>6,131,024</u>	<u>6,214,827</u>	<u>10,867,077</u>	<u>1,478,774</u>
Capital assets being depreciated:				
Land and improvements	14,737,470	1,679,489	198,655	16,218,304
Buildings	100,147,414	9,144,458	3,690,529	105,601,343
Fixed equipment	1,601,398	190,356	967,391	824,363
Major movable equipment	15,443,352	—	1,740,347	13,703,005
Total capital assets being depreciated	<u>131,929,634</u>	<u>11,014,303</u>	<u>6,596,922</u>	<u>136,347,015</u>
Less accumulated depreciation for:				
Land and improvements	4,660,626	362,088	195,631	4,827,083
Buildings	54,431,166	3,340,678	3,465,726	54,306,118
Fixed equipment	1,574,134	4,474	967,391	611,217
Major movable equipment	14,557,490	205,927	1,739,162	13,024,255
Total accumulated depreciation	<u>75,223,416</u>	<u>3,913,167</u>	<u>6,367,910</u>	<u>72,768,673</u>
Total capital assets being depreciated, net	<u>56,706,218</u>	<u>7,101,136</u>	<u>229,012</u>	<u>63,578,342</u>
Capital assets, net	<u>\$ 62,837,242</u>	<u>13,315,963</u>	<u>11,096,089</u>	<u>65,057,116</u>

**BOONE COUNTY, MISSOURI**  
Notes to Basic Financial Statements  
December 31, 2007

**(9) Long-term Liabilities**

***Primary Government***

Following is a summary of the changes in long-term liabilities for the year ended December 31, 2007:

	Balance January 1, 2007	Additions	Deletions	Balance December 31, 2007	Due within one year
General obligation bonds payable	\$ 680,000	—	(138,000)	542,000	141,000
Special obligation bonds payable	6,395,000	—	(275,000)	6,120,000	325,000
Unamortized premiums	67,154	—	(5,839)	61,315	5,839
Accrued compensated absences	787,167	919,655	(848,400)	858,422	858,422
	<u>\$ 7,929,321</u>	<u>919,655</u>	<u>(1,267,239)</u>	<u>7,581,737</u>	<u>1,330,261</u>

**General Obligation Bonds**

General obligation bonds at December 31, 2007 are composed of special assessment debt as follows:

\$355,000-1998 general obligation neighborhood improvement bonds due in annual installments of \$30,000 to \$45,000 through 2008; interest at 3.70% to 4.45%	\$ 45,000
\$280,000-2000A general obligation neighborhood improvement bonds due in annual installments of \$20,000 to \$35,000 through 2010; interest at 4.85% to 5.35%	100,000
\$184,000-2000B general obligation neighborhood improvement bonds due in annual installments of \$14,000 to \$23,000 through 2010; interest at 5.20%	66,000
\$305,000-2001 general obligation neighborhood improvement bonds due in annual installments of \$25,000 to \$37,000 through 2012; interest at 2.35% to 4.1%	167,000
\$182,000-2006 general obligation neighborhood improvement bonds due in annual installments of \$15,000 to \$21,000 through 2016; interest at 4.2% to 4.5%	164,000
Total general obligation bonds	<u>\$ 542,000</u>

**BOONE COUNTY, MISSOURI**  
Notes to Basic Financial Statements  
December 31, 2007

The annual debt service requirements for the above general obligation bonds are as follows:

	<u>Principal</u>	<u>Interest</u>	<u>Total</u>
Year ending December 31:			
2008	\$ 141,000	21,318	162,318
2009	104,000	15,691	119,691
2010	108,000	10,717	118,717
2011	52,000	7,092	59,092
2012	56,000	4,832	60,832
2013 – 2016	81,000	7,447	88,447
Total payments	\$ <u>542,000</u>	<u>67,097</u>	<u>609,097</u>

The County is subject to Missouri State statutes that limit the amount of the County's outstanding bonded debt (exclusive of revenue bonds and balances available in Debt Service funds) to 10% of the County's assessed valuation. At December 31, 2007, the statutory limit for the County was \$221,991,227, providing a debt margin of \$221,763,293.

Although the County is generally obligated for their payment, neighborhood improvement bonds are to be repaid from assessments on properties within the districts. Such assessments are required to be deposited in debt service funds that are legally restricted for payment of the bonds. The County attaches liens on the properties within the districts to secure payment of the assessments. As of December 31, 2007, delinquent assessments receivable amounted to \$14,872.

**Special Obligation Bonds**

On June 1, 2003, the County issued \$5,240,000 in Series 2003 special obligation refunding and improvement bonds with interest at rates ranging from 2.00% to 4.00%. Proceeds provided funding to renovate portions of certain existing buildings and to current refund \$1,865,000 of outstanding Series 1993 special obligation administration building bonds with an average interest rate of 5.37%.

On March 30, 2005, the County issued \$2,005,000 in Series 2005 taxable special obligations bonds with interest at rates ranging from 4.92% to 5.94%. Proceeds provided funding to acquire two existing buildings, and the land on which they are located, that abut property currently owned by the County.

**BOONE COUNTY, MISSOURI**  
Notes to Basic Financial Statements  
December 31, 2007

The annual debt service requirements for the above special obligation bonds are as follows:

	<u>Principal</u>	<u>Interest</u>	<u>Total</u>
Year ending December 31:			
2008	\$ 325,000	249,699	574,699
2009	340,000	240,172	580,172
2010	345,000	229,406	574,406
2011	515,000	215,144	730,144
2012	375,000	200,300	575,300
2013 – 2017	3,475,000	561,541	4,036,541
2018	745,000	14,900	759,900
Total payments	<u>\$ 6,120,000</u>	<u>1,711,162</u>	<u>7,831,162</u>

***Component Unit***

Following is a summary of the changes in the Board of Trustees long-term debt liabilities for the year ended December 31, 2007:

	<u>Balance January 1, 2007</u>	<u>Additions</u>	<u>Deletions</u>	<u>Balance December 31, 2007</u>	<u>Due within one year</u>
Revenue bonds	\$ <u>28,720,000</u>	<u>—</u>	<u>(2,210,000)</u>	<u>26,510,000</u>	<u>2,325,000</u>

Revenue bonds of the Board of Trustees at December 31, 2007 are composed of the following:

Hospital Refunding Revenue Bonds, Series 2002, principal payable annually through August 2022 in amounts ranging from \$905,000 to \$2,205,000, including premium of \$93,573. Interest is payable semiannually and ranges from 2.1% to 5.25%	\$ 20,470,000
Hospital Revenue Bonds, Series 2004, principal payable annually through July 2024 in amounts ranging from \$230,000 to \$505,000, including discount of \$68,410. Interest is payable semiannually and ranges from 3.75% to 5.0%	<u>6,040,000</u>
	<u>\$ 26,510,000</u>

Debt service requirements for the revenue bonds relating to the Hospital are being financed through the Hospital facilities lease payments pursuant to and through the terms of the lease agreement with CHAS.



**BOONE COUNTY, MISSOURI**  
Notes to Basic Financial Statements  
December 31, 2007

The annual requirements to amortize the above principal are as follows:

	<u>Principal</u>	<u>Interest</u>
Year ending December 31:		
2008	\$ 2,325,000	1,312,931
2009	2,460,000	1,199,744
2010	1,170,000	1,090,056
2011	1,240,000	1,034,416
2012	1,290,000	973,654
2013 – 2017	7,500,000	3,847,004
2018 – 2022	9,540,000	1,192,776
2023 – 2024	985,000	74,500
Total debt	<u>\$ 26,510,000</u>	<u>10,725,081</u>

**(10) Operating Lease**

Effective January 2001, the County and the Board of Trustees entered into an amended and restated lease agreement with CH Allied Services, Inc. (CHAS), a Missouri not-for-profit corporation, whereby CHAS leases real property and equipment of the Hospital for the purpose of providing healthcare services in Boone County and surrounding areas. The initial term of the lease is through December 31, 2010, subject to certain early termination provisions, after five years. The Lessee has an option to extend the agreement for one additional five-year period, beyond the initial ten-year term.

Under terms of the agreement, the Board of Trustees as lessor will lease real property and equipment to CHAS (Lessee), for the purpose of providing health care services in Boone County and surrounding areas.

1. Payments to the Board of Trustees equal to annual bond debt service payments, including principal and interest for all obligations incurred for hospital-related facilities and equipment. As of December 31, 2007, \$3,629,882 were accrued from CHAS for bond payments.
2. Four quarterly payments of \$391,730 to the County, totaling \$1,566,918 annually. The payments will be adjusted annual for any increases in the Consumer Price Index.
3. The Board of Trustees received payments annually, equally to fifty percent of the increase in cash and cash equivalents of Boone County Hospital. The Board of Trustees have recognized income of \$7,274,904 under this section of the agreement, for the year ended December 31, 2007. As of December 31, 2007, the amount was reported in accounts receivable on the statement of net assets. Under the same terms of the agreement, the Board of Trustees are responsible for fifty percent of any reduction in cash and cash equivalent balances during a fiscal year and, therefore, may under those conditions be required to make payments to Boone County Hospital.

The restated lease agreement also includes minimum capital expenditure requirements, certain lessee and lessor operational covenants, and governance and control clauses.

**BOONE COUNTY, MISSOURI**  
Notes to Basic Financial Statements  
December 31, 2007

Section 5 of the Amended and Restated Lease between the Board of Trustees and CHAS requires CHAS to commit to expend, on a successive three-year period average basis, no less than nine percent (9%) of Boone Hospital Center net revenues on capital expenditures. This requirement was not satisfied by the cumulative amount of \$15,393,829 for the period of January 1, 2001 to December 31, 2007. On November 26, 2007, the Board of Trustees approved a joint resolution with CHAS whereby CHAS shall commit and earmark current or future net revenue until the capital expenditure benchmark is satisfied. Under this resolution CHAS transferred \$10,248,231 into a segregated account which is to be used to pay for specific capital projects as soon as practical.

**(11) Employee Benefit Plans**

***Primary Government***

**(a) Boone County Matching Pension Plan**

The Boone County Matching Pension Plan (the Plan) is a defined contribution plan under Internal Revenue Code (IRC) Section 401 (a). The Plan was adopted by Order of the County Commission on March 16, 1999, with an effective date of May 1, 1999. The County Commission has the authority to amend the Plan. All employees who are in "benefited" positions are eligible to participate. As of December 31, 2007, approximately 400 employees were participating in the Plan. The County makes contributions equal to participating employees' contributions to the County's IRC Section 457 deferred compensation plan, with County contributions limited to \$25 per bi-weekly pay period per participant. These matching contributions are invested as directed by participants in a variety of registered investment company funds. The County's matching contributions for 2007 were \$174,245. For financial reporting purposes, the activity of the Plan is accounted for within the pension trust fund of the County. Separate financial statements are not available for the Plan.

**(b) Statewide County Employees' Retirement Fund**

The County Employees' Retirement Fund (CERF) was established by an act of the Missouri General Assembly effective August 28, 1994. Laws governing the retirement fund are found in Sections 50.1000-50.1300 of the Missouri Revised Statutes (RSMo). The Board of Directors consists of eleven members, nine of whom are county employee participants. The CERF is administered by a governing board of directors, which has the authority to adopt rules and regulations for administering the system.

The CERF is a mandatory cost-sharing multiple employer retirement system for each county in the state of Missouri, except any city not within a county (which excludes the City of St. Louis) and counties of the first classification with a charter form of government. Complete financial statements of the CERF can be obtained from its administrative offices:

County Employee Retirement Fund  
c/o Brydon, Searingen, and England  
312 East Capitol  
Jefferson City, Missouri 65102

**BOONE COUNTY, MISSOURI**  
Notes to Basic Financial Statements  
December 31, 2007

The CERF covers county elective or appointive officers or employees whose position requires the actual performance of duties not less than 1,000 hours per year; including employees of circuit courts located in a first class, non-charter county which is not participating in the Local Government Employees Retirement System (LAGERS); and does not cover circuit clerks, deputy circuit clerks, county prosecuting attorneys, and county sheriffs. Until January 1, 2000, employees hired before January 1, 2000 could opt out of the system.

The CERF provides retirement and death benefits to its members. All benefits vest after eight years of creditable service. Employees who retire on or after age 62 are entitled to an allowance for life based on the form of payment selected. Employees who have a minimum of eight years of creditable service may retire with an early retirement benefit and receive a reduced allowance after attaining age 55. Annual cost of living adjustments, not to exceed 1%, are provided for eligible retirees and survivor annuitants, up to a lifetime maximum of 50% of the initial benefit which the member received upon retirement. Benefit provisions are fixed by state statute and may be amended only by action of the Missouri Legislature. Administrative expenses for the operation of the Fund are paid out of funds of the system.

Prior to January 1, 2003, participating county employees, except for those who participated in LAGERS, were required to make contributions equal to 2% of gross compensation. Effective January 1, 2003, in addition to the prior contribution requirements, participating county employees hired on or after February 25, 2002 are required to make contributions of 4% if they are in a LAGERS county and contributions of 6% if they are in a non-LAGERS county. If an employee leaves covered employment before attaining eight years of creditable service, accumulated employee contributions are refunded to the employee. The contribution rate is set by state statute and may be amended only by action of the Missouri Legislature.

While the County is not required to make any contributions to the Plan, the County has elected to contribute 4% of the required 6% contribution for employees hired between February 25, 2002 and December 31, 2002. During 2007, the County collected and remitted to CERF employee contributions of \$556,926, employer contributions of \$13,264 and statutory charges of \$655,971.

**(c) *Deferred Compensation Plan***

The County offers its employees a deferred compensation plan created in accordance with IRC Section 457. The deferred compensation plan, available to all County employees, permits them to defer a portion of their salary until future years. The deferred compensation is not available to employees until termination, retirement, death, or unforeseeable emergency.

All amounts of compensation deferred under the plan, all property and rights purchased with those amounts, and all income attributable to those amounts, property, or rights are (until paid or made available to the employees or other beneficiary) held in trust for the exclusive benefit of employees. As the County does not have fiduciary responsibility for these assets, the trust account and related liability are not included in the accompanying basic financial statements.

**BOONE COUNTY, MISSOURI**  
Notes to Basic Financial Statements  
December 31, 2007

**(12) Commitments and Contingent Liabilities**

***Litigation***

The County is a defendant in a number of claims and lawsuits. The County's legal counsel has reviewed these claims and lawsuits in order to evaluate the likelihood of an unfavorable outcome to the County and arrive at an estimate, if any, of the amount or range of potential loss to the County. The County's legal counsel has indicated that the resolution of any lawsuits pending is not expected to have a material adverse effect on the basic financial statements of the County. No amount has been provided in the December 31, 2007 basic financial statements for any such claims and lawsuits.

***General Obligation Bonds***

In 1992, County voters approved a \$3.5 million general obligation bond issue for the purpose of financing the construction and repair of roads and streets within the County's neighborhood improvement districts. Property taxes will not be levied for debt service on the bonds; instead, property owners within these districts will repay the bonds through annual billings over a period not to exceed 10 years. As of December 31, 2007, \$1,581,000 of the bonds has been issued.

In 1997, County voters approved a \$5.5 million general obligation bond issue for the purpose of financing the construction and repair of sewers within the County's neighborhood improvement districts. Property taxes will not be levied for debt service on the bonds; instead, property owners within these districts will repay the bonds through annual billings over a period not to exceed 10 years. As of December 31, 2007, \$280,000 of the bonds has been issued.

***Component Unit***

As a normal part of operations, the Board of Trustees may enter into significant contracts and make proposals and commitments of a financial nature for various business reasons. Lease agreements and construction contracts account for substantially all of the Board of Trustees material commitments.

The Board of Trustees entered into contracts for the construction and renovation of outpatient, surgical and administrative areas of the hospital. Remaining commitments for these contracts totaled approximately \$15.8 million at December 31, 2007.

**(13) Risk Management**

***Primary Government***

The County maintains broad form insurance coverage for property/casualty, general liability, inland marine, EDP, public officials' errors and omissions, law enforcement errors and omission, and boiler and machinery. The County is a member of the Mid-American Regional Council Insurance Trust (MARCIT), a public entity risk retention pool, and shares a full-time risk manager through that organization. The Board of Directors includes 11 member representatives. MARCIT has the right to assess members additional premiums to cover deficiencies in claim payments and may also issue refunds when revenues exceed expenses. MARCIT covers risks up to \$1,000,000 with deductibles varying between \$0 and \$25,000 per incident, and also maintains excess insurance agreements in the event of large losses. MARCIT is responsible for claims within its specified self-insured retention limits prior to the coverage of the excess

**BOONE COUNTY, MISSOURI**  
Notes to Basic Financial Statements  
December 31, 2007

insurance. The County had no settlements in excess of insurance coverage in any of the past three years. Total premiums paid to MARCIT by the County in 2007 were \$676,200.

***Self-Insured Employee Benefits***

The County maintains three Internal Service funds to account for its self-insured coverage of County employees and their dependents for health, dental, and workers' compensation benefits. Under these self-insurance programs, coverage is provided up to a maximum of \$85,000, \$1,250, and \$350,000 for each health, dental, and workers' compensation claims, respectively. Additionally, coverage is provided up to a maximum of \$450,000 for police officers for workers' compensation claims. The County has commercial reinsurance for claims in excess of the health and workers' compensation individual claim maximum. No reinsurance is in place for dental because the County's plan does not provide for individual claims in excess of \$1,250. The claims liability, as reported in the Internal Service funds, is based on the GASB Statement No. 10 requirements that a liability for claims be recorded if information prior to the issuance of the financial statements indicates that it is probable that a liability has been incurred at the date of the basic financial statements and the amount of the loss can be reasonably estimated. There were no significant changes in coverage during the year.

Changes in the internal service funds claims liability for the past two years are as follows:

<b>2007</b>				
	<b>Beginning of year claims liability</b>	<b>Current year claims and changes in estimates</b>	<b>Claim payments</b>	<b>End of year claims liability</b>
Self-insured Health Plan, including prescription drugs	\$ 110,768	1,855,249	(1,799,120)	166,897
Self-insured Dental Plan	4,636	193,439	(167,324)	30,751
Self-insured Workers' Compensation	107,286	393,764	(243,464)	257,586
	<u>\$ 222,690</u>	<u>2,442,452</u>	<u>(2,209,908)</u>	<u>455,234</u>
<b>2006</b>				
	<b>Beginning of year claims liability</b>	<b>Current year claims and changes in estimates</b>	<b>Claim payments</b>	<b>End of year claims liability</b>
Self-insured Health Plan, including prescription drugs	\$ 138,083	1,604,829	(1,632,144)	110,768
Self-insured Dental Plan	6,280	147,541	(149,185)	4,636
Self-insured Workers' Compensation	207,329	59,279	(159,322)	107,286
	<u>\$ 351,692</u>	<u>1,811,649</u>	<u>(1,940,651)</u>	<u>222,690</u>


**BOONE COUNTY, MISSOURI**  
**Notes to Basic Financial Statements**  
**December 31, 2007**

***Component Unit***

The Board of Trustees is exposed to various risks of loss related to certain aspects of the Board of Trustees' operations. These legal proceedings are not likely to have a material adverse impact on the funds of the Board of Trustees. Significant losses are covered by commercial insurance. There have been no significant reductions in insurance coverage. Settlement amounts have not exceeded insurance coverage for the current year.

**(14) Commitments**

At December 31, the County had outstanding commitments amounting to approximately \$5,516,000, resulting from outstanding commitments related to expansion and improvements to the Courthouse and Alternative Sentencing Center.



**REQUIRED SUPPLEMENTARY INFORMATION**  
**(Unaudited)**



BOONE COUNTY, MISSOURI

SCHEDULE OF REVENUES, EXPENDITURES, AND CHANGES IN FUND BALANCES  
BUDGET AND ACTUAL—GENERAL FUND—UNAUDITED  
YEAR ENDED DECEMBER 31, 2007

	Original Budget	Final Revised Budget	Actual	Variance with Final Budget Positive (Negative)
<b>REVENUES</b>				
Property taxes	\$ 2,744,000	2,744,000	2,855,380	111,380
Sales taxes	12,137,000	12,137,000	11,618,935	(518,065)
Other taxes	176,000	176,000	185,691	9,691
Licenses and permits	418,330	418,330	412,779	(5,551)
Intergovernmental	2,503,284	2,823,604	2,480,835	(342,769)
Charges for services	3,340,865	3,340,865	3,503,498	162,633
Investment income	287,017	287,017	359,296	72,279
Miscellaneous:				
Hospital lease revenue	1,566,306	1,566,306	1,566,918	612
Other	508,181	508,181	472,436	(35,745)
Total revenues	23,680,983	24,001,303	23,455,768	(545,535)
<b>EXPENDITURES</b>				
Policy and administration:				
Auditor:				
Personal services	270,742	270,742	268,776	1,966
Supplies, services, and other charges	28,889	28,889	24,635	4,254
Capital outlay	7,500	7,500	7,130	370
Total Auditor	307,131	307,131	300,541	6,590
Human Resources:				
Personal services	124,719	124,719	121,871	2,848
Supplies, services, and other charges	69,978	99,978	89,070	10,908
Total Human Resources	194,697	224,697	210,941	13,756
Purchasing:				
Personal services	151,008	151,008	148,858	2,150
Supplies, services, and other charges	20,434	20,434	14,880	5,554
Total Purchasing	171,442	171,442	163,738	7,704
County Commission:				
Personal services	395,223	395,223	375,121	20,102
Supplies, services, and other charges	77,755	77,755	69,119	8,636
Total County Commission	472,978	472,978	444,240	28,738
County Association Dues:				
Supplies, services, and other charges	41,317	41,317	34,907	6,410
Total County Association Dues	41,317	41,317	34,907	6,410
Emergency and Contingency:				
Supplies, services, and other charges	890,500	434,517	-	434,517
Total Emergency and Contingency	\$ 890,500	434,517	-	434,517

(Continued)

BOONE COUNTY, MISSOURI

SCHEDULE OF REVENUES, EXPENDITURES, AND CHANGES IN FUND BALANCES  
BUDGET AND ACTUAL—GENERAL FUND—UNAUDITED  
YEAR ENDED DECEMBER 31, 2007

	Original Budget	Final Revised Budget	Actual	Variance with Final Budget Positive (Negative)
Centralia Office:				
Supplies, services and other charges	\$ 7,789	7,789	7,697	92
Total Centralia Office	7,789	7,789	7,697	92
County Counselor Office:				
Personal services	141,631	141,671	141,670	1
Supplies, services and other charges	25,937	25,897	17,388	8,509
Total County Counselor Office	167,568	167,568	159,058	8,510
County Clerk:				
Personal services	276,872	293,372	291,330	2,042
Supplies, services and other charges	29,366	29,366	25,766	3,600
Total County Clerk	306,238	322,738	317,096	5,642
Election and Registration:				
Personal services	351,830	335,337	299,885	35,452
Supplies, services and other charges	220,694	343,243	334,794	8,449
Capital outlay	13,100	57,100	56,995	105
Total Election and Registration	585,624	735,680	691,674	44,006
Treasurer:				
Personal services	215,965	215,965	213,114	2,851
Supplies, services and other charges	72,315	72,315	67,026	5,289
Total Treasurer	288,280	288,280	280,140	8,140
Collector:				
Personal services	391,458	394,635	371,911	22,724
Supplies, services and other charges	61,951	61,951	59,464	2,487
Total Collector	453,409	456,586	431,375	25,211
Recorder:				
Personal services	428,055	428,055	420,120	7,935
Supplies, services and other charges	121,925	121,925	107,903	14,022
Capital outlay	8,900	8,900	1,964	6,936
Total Recorder	558,880	558,880	529,987	28,893
Information Technology:				
Personal services	943,235	943,235	863,164	80,071
Supplies, services and other charges	367,007	368,087	326,897	41,190
Capital outlay	247,868	247,868	207,800	40,068
Total Information Technology	1,558,110	1,559,190	1,397,861	161,329
Geographic Information System—Consortium:				
Supplies, services and other charges	7,929	7,929	1,205	6,724
Total Geographic Information System—Consortium \$	7,929	7,929	1,205	6,724

(Continued)

BOONE COUNTY, MISSOURI

SCHEDULE OF REVENUES, EXPENDITURES, AND CHANGES IN FUND BALANCES  
BUDGET AND ACTUAL—GENERAL FUND—UNAUDITED  
YEAR ENDED DECEMBER 31, 2007

	Original Budget	Final Revised Budget	Actual	Variance with Final Budget Positive (Negative)
Geographic Information System—County:				
Personal services	\$ 116,897	116,897	116,302	595
Supplies, services and other charges	35,767	35,767	34,234	1,533
Total Geographic Information System—County	152,664	152,664	150,536	2,128
Nondepartmental:				
Supplies, services and other charges	224,939	304,124	270,572	33,552
Capital outlay	-	80,000	78,568	1,432
Debt service:				
Principal retirement	275,000	275,000	275,000	-
Interest and fiscal charges	139,465	139,465	139,465	-
Total Nondepartmental	639,404	798,589	763,605	34,984
Insurance and Safety:				
Supplies, services and other charges	476,700	531,781	530,907	874
Total Insurance and Safety	476,700	531,781	530,907	874
Employee Benefits:				
Personal services	20,000	3,476	-	3,476
Supplies, services and other charges	20,700	20,700	18,670	2,030
Employee Benefits	40,700	24,176	18,670	5,506
Mail Services:				
Personal services	32,976	32,976	31,942	1,034
Supplies, services and other charges	313,814	313,814	237,375	76,439
Total Mail Services	346,790	346,790	269,317	77,473
Insurance Claim Activity:				
Supplies, services and other charges	77,000	77,000	69,923	7,077
Capital outlay	-	23,228	23,228	-
Total Insurance Claim Activity	77,000	100,228	93,151	7,077
Records Management Services:				
Personal services	24,636	24,636	20,816	3,820
Supplies, services and other charges	34,237	34,237	28,879	5,358
Total Records Management Services	58,873	58,873	49,695	9,178
Total Policy and administration	7,804,023	7,769,823	6,846,341	923,482
Law enforcement and judicial:				
Public Administrator:				
Personal services	248,950	248,950	243,289	5,661
Supplies, services and other charges	45,649	45,649	44,160	1,489
Capital outlay	1,863	1,863	1,842	21
Total Public Administrator	\$ 296,462	296,462	289,291	7,171

(Continued)

BOONE COUNTY, MISSOURI

SCHEDULE OF REVENUES, EXPENDITURES, AND CHANGES IN FUND BALANCES  
BUDGET AND ACTUAL—GENERAL FUND—UNAUDITED  
YEAR ENDED DECEMBER 31, 2007

	Original Budget	Final Revised Budget	Actual	Variance with Final Budget Positive (Negative)
<b>Circuit Court:</b>				
Personal services	\$ 999,089	999,089	917,407	81,682
Supplies, services and other charges	381,259	371,559	341,953	29,606
Capital outlay	43,110	43,110	24,202	18,908
Total Circuit Court	1,423,458	1,413,758	1,283,562	130,196
<b>Circuit Clerk:</b>				
Personal services	163,700	163,700	156,765	6,935
Supplies, services and other charges	276,072	275,975	267,896	8,079
Capital outlay	9,000	11,441	11,441	-
Total Circuit Clerk	448,772	451,116	436,102	15,014
<b>Jury Services and Court Costs:</b>				
Supplies, services and other charges	213,550	223,250	214,722	8,528
Capital outlay	20,100	20,100	2,740	17,360
Total Jury Services and Court Costs	233,650	243,350	217,462	25,888
<b>Juvenile Office:</b>				
Personal services	119,040	119,040	93,556	25,484
Supplies, services and other charges	302,199	302,119	282,084	20,035
Capital outlay	10,050	10,050	3,795	6,255
Total Juvenile Office	431,289	431,209	379,435	51,774
<b>Juvenile Justice Center:</b>				
Personal services	134,354	134,354	122,927	11,427
Supplies, services and other charges	192,621	192,621	172,918	19,703
Capital outlay	16,560	16,355	15,755	600
Total Juvenile Justice Center	343,535	343,330	311,600	31,730
<b>Judicial Grants and Contracts:</b>				
Personal services	69,392	156,347	146,395	9,952
Supplies, services and other charges	9,009	30,713	11,372	19,341
Capital outlay	-	4,049	3,214	835
Total Judicial Grants and Contracts	78,401	191,109	160,981	30,128
<b>Sheriff:</b>				
Personal services	3,316,573	3,316,573	3,270,218	46,355
Supplies, services and other charges	598,314	605,461	593,751	11,710
Capital outlay	16,340	76,980	70,221	6,759
Total Sheriff	3,931,227	3,999,014	3,934,190	64,824
<b>Internet Crimes Task Force:</b>				
Personal services	-	88,015	75,537	12,478
Supplies, services and other charges	-	31,327	10,577	20,750
Capital outlay	-	16,416	14,348	2,068
Total Internet Crimes Task Force	\$ -	135,758	100,462	35,296

(Continued)

BOONE COUNTY, MISSOURI

SCHEDULE OF REVENUES, EXPENDITURES, AND CHANGES IN FUND BALANCES  
BUDGET AND ACTUAL—GENERAL FUND—UNAUDITED  
YEAR ENDED DECEMBER 31, 2007

	Original Budget	Final Revised Budget	Actual	Variance with Final Budget Positive (Negative)
Corrections:				
Personal services	\$ 2,860,524	2,860,757	2,510,523	350,234
Supplies, services and other charges	1,323,863	1,323,863	1,168,821	155,042
Capital outlay	79,525	79,525	67,419	12,106
Total Corrections	4,263,912	4,264,145	3,746,763	517,382
Prosecuting Attorney:				
Personal services	1,362,762	1,366,733	1,343,559	23,174
Supplies, services and other charges	216,042	216,042	205,170	10,872
Capital outlay	13,800	13,800	13,217	583
Total Prosecuting Attorney	1,592,604	1,596,575	1,561,946	34,629
Victim Witness:				
Personal services	139,286	144,642	137,544	7,098
Supplies, services and other charges	23,925	23,925	18,125	5,800
Total Victim Witness	163,211	168,567	155,669	12,898
IV-D:				
Personal services	409,148	412,928	391,459	21,469
Supplies, services and other charges	104,633	104,633	93,111	11,522
Total IV-D	513,781	517,561	484,570	32,991
Prosecuting Attorney Retirement:				
Supplies, services and other charges	7,752	7,752	7,752	-
Total Prosecuting Attorney Retirement	7,752	7,752	7,752	-
Medical Examiner:				
Supplies, services and other charges	167,930	167,930	167,922	8
Capital outlay	6,250	6,250	6,244	6
Total Medical Examiner	174,180	174,180	174,166	14
Public Defender:				
Supplies, services and other charges	33,436	33,436	33,436	-
Total Public Defender	33,436	33,436	33,436	-
Emergency Services and Dispatch:				
Supplies, services and other charges	777,477	777,477	731,887	45,590
Total Emergency Services and Dispatch	777,477	777,477	731,887	45,590
Total Law enforcement and judicial	14,713,147	15,044,799	14,009,274	1,035,525
Environment, public buildings, and infrastructure:				
NID Administration:				
Supplies, services and other charges	12,450	12,450	2,867	9,583
Total NID Administration	\$ 12,450	12,450	2,867	9,583

(Continued)

BOONE COUNTY, MISSOURI

SCHEDULE OF REVENUES, EXPENDITURES, AND CHANGES IN FUND BALANCES  
BUDGET AND ACTUAL—GENERAL FUND—UNAUDITED  
YEAR ENDED DECEMBER 31, 2007

	Original Budget	Final Revised Budget	Actual	Variance with Final Budget Positive (Negative)
Solid Waste Recycling:				
Personal services	\$ 15,840	15,920	15,917	3
Supplies, services and other charges	23,886	23,886	9,483	14,403
Total Solid Waste Recycling	39,726	39,806	25,400	14,406
Boone Co. Regional Sewer Dist. Mgmt. Service:				
Personal services	4,736	4,761	4,757	4
Total Boone Co. Regional Sewer Dist. Mgmt. Service	4,736	4,761	4,757	4
Total Environment, public buildings, and infrastructure	56,912	57,017	33,024	23,993
Community health and public services:				
Community Health:				
Supplies, services and other charges	953,490	946,292	824,012	122,280
Total Community Health	953,490	946,292	824,012	122,280
Social Services:				
Supplies, services and other charges	128,500	128,500	128,163	337
Total Social Services	128,500	128,500	128,163	337
Community Services:				
Supplies, services and other charges	198,260	198,260	198,260	-
Total Community Services	198,260	198,260	198,260	-
Total Community health and public services	1,280,250	1,273,052	1,150,435	122,617
Economic vitality:				
Economic Support:				
Supplies, services and other charges	59,000	66,000	66,000	-
Total Economic Support	59,000	66,000	66,000	-
Total Economic vitality	59,000	66,000	66,000	-
Beautification and recreation:				
Parks and Recreation:				
Supplies, services and other charges	44,142	44,142	42,141	2,001
Capital outlay	-	11,887	10,806	1,081
Total Parks and Recreation	44,142	56,029	52,947	3,082
Total Beautification and recreation	\$ 44,142	56,029	52,947	3,082

(Continued)

BOONE COUNTY, MISSOURI

SCHEDULE OF REVENUES, EXPENDITURES, AND CHANGES IN FUND BALANCES  
BUDGET AND ACTUAL—GENERAL FUND—UNAUDITED  
YEAR ENDED DECEMBER 31, 2007

	Original Budget	Final Revised Budget	Actual	Variance with Final Budget Positive (Negative)
Protective inspection:				
Planning and Zoning:				
Personal services	\$ 330,396	330,291	321,862	8,429
Supplies, services and other charges	51,426	51,166	43,828	7,338
Capital outlay	5,700	5,960	5,824	136
Total Planning and Zoning	<u>387,522</u>	<u>387,417</u>	<u>371,514</u>	<u>15,903</u>
Building Codes:				
Personal services	363,949	363,949	353,102	10,847
Supplies, services and other charges	45,289	45,029	36,984	8,045
Capital outlay	24,852	25,112	21,261	3,851
Total Building Codes	<u>434,090</u>	<u>434,090</u>	<u>411,347</u>	<u>22,743</u>
Animal Control:				
Supplies, services and other charges	<u>147,351</u>	<u>150,351</u>	<u>138,025</u>	<u>12,326</u>
Total Animal Control	<u>147,351</u>	<u>150,351</u>	<u>138,025</u>	<u>12,326</u>
On-Site Waste Water:				
Supplies, services and other charges	<u>84,349</u>	<u>88,547</u>	<u>88,547</u>	<u>-</u>
Total On-Site Waste Water	<u>84,349</u>	<u>88,547</u>	<u>88,547</u>	<u>-</u>
Bonne Femme Creek Watershed:				
Personal services	38,819	38,819	36,981	1,838
Supplies, services and other charges	<u>356,149</u>	<u>356,149</u>	<u>146,540</u>	<u>209,609</u>
Total Bonne Femme Creek Watershed	<u>394,968</u>	<u>394,968</u>	<u>183,521</u>	<u>211,447</u>
Total Protective inspection	<u>1,448,280</u>	<u>1,455,373</u>	<u>1,192,954</u>	<u>262,419</u>
Total expenditures	<u>25,405,754</u>	<u>25,722,093</u>	<u>23,350,975</u>	<u>2,371,118</u>
REVENUES OVER (UNDER) EXPENDITURES	(1,724,771)	(1,720,790)	104,793	1,825,583
OTHER FINANCING SOURCES (USES)				
Transfers in	-	-	28,668	28,668
Transfers out	(10,000)	(803,126)	(798,341)	4,785
Insurance proceeds	-	11,200	13,028	1,828
Sale of capital assets	-	-	17,753	17,753
Total other financing sources (uses)	(10,000)	(791,926)	(738,892)	53,034
NET CHANGE IN FUND BALANCE	\$ <u>(1,734,771)</u>	<u>(2,512,716)</u>	(634,099)	<u>1,878,617</u>
FUND BALANCES (GAAP), beginning of year			8,484,357	
Less encumbrances, beginning of year			(77,933)	
Add encumbrances, end of year			<u>242,539</u>	
FUND BALANCES (GAAP), end of year			\$ <u>8,014,864</u>	

See accompanying independent auditors' report.

## BOONE COUNTY, MISSOURI

SCHEDULE OF REVENUES, EXPENDITURES, AND CHANGES IN FUND BALANCES  
BUDGET AND ACTUAL—ROAD AND BRIDGE FUND—UNAUDITED  
YEAR ENDED DECEMBER 31, 2007

	Original Budget	Final Revised Budget	Actual	Variance with Final Budget Positive (Negative)
<b>REVENUES</b>				
Property taxes	\$ 1,118,000	1,118,000	1,177,326	59,326
Sales taxes	12,607,000	12,607,000	12,100,093	(506,907)
Licenses and permits	17,000	17,000	12,711	(4,289)
Intergovernmental	2,079,987	2,079,987	1,977,856	(102,131)
Charges for services	26,900	26,900	121,490	94,590
Investment income	224,280	224,280	406,845	182,565
Miscellaneous	3,600	3,600	20,869	17,269
Total revenues	16,076,767	16,076,767	15,817,190	(259,577)
<b>EXPENDITURES</b>				
Environment, public buildings, and infrastructure:				
Maintenance Operations:				
Personal services	2,901,978	2,901,978	2,842,581	59,397
Supplies, services, and other charges	6,573,385	6,556,685	5,645,691	910,994
Capital outlay	592,850	815,100	744,997	70,103
Total Maintenance Operations	10,068,213	10,273,763	9,233,269	1,040,494
Design and Construction:				
Personal services	812,495	821,926	691,869	130,057
Supplies, services, and other charges	4,246,287	4,208,147	1,298,241	2,909,906
Capital outlay	33,436	46,806	37,457	9,349
Total Design and Construction	5,092,218	5,076,879	2,027,567	3,049,312
Insurance Activity:				
Supplies, services, and other charges	35,000	58,480	57,535	945
Capital outlay	-	121,820	121,817	3
Total Insurance Activity	35,000	180,300	179,352	948
Administration:				
Distributions to other political subdivisions and other charges	3,545,000	3,573,531	2,741,815	831,716
Total Administration	3,545,000	3,573,531	2,741,815	831,716
Total Environment, public buildings, and infrastructure	18,740,431	19,104,473	14,182,003	4,922,470
Total expenditures	18,740,431	19,104,473	14,182,003	4,922,470
REVENUES OVER (UNDER) EXPENDITURES	\$ (2,663,664)	(3,027,706)	1,635,187	4,662,893
<b>OTHER FINANCING SOURCES (USES)</b>				
Insurance proceeds	-	134,300	147,794	13,494
Sale of capital assets	1,000	1,000	11,094	10,094
Total other financing sources (uses)	1,000	1,000	158,888	23,588
NET CHANGE IN FUND BALANCE	(2,662,664)	(3,026,706)	1,794,075	4,686,481
FUND BALANCES (GAAP), beginning of year			7,061,613	
Less encumbrances, beginning of year			(1,241,348)	
Add encumbrances, end of year			1,133,863	
FUND BALANCES (GAAP), end of year			\$ 8,748,203	

See accompanying independent auditors' report.



BOONE COUNTY, MISSOURI

SCHEDULE OF REVENUES, EXPENDITURES, AND CHANGES IN FUND BALANCES  
BUDGET AND ACTUAL—LAW ENFORCEMENT SERVICES FUND—UNAUDITED  
YEAR ENDED DECEMBER 31, 2007

	Original Budget	Final Revised Budget	Actual	Variance with Final Budget Positive (Negative)
<b>REVENUES</b>				
Sales taxes	\$ 3,034,250	3,034,250	2,899,191	(135,059)
Intergovernmental	-	-	1,280	1,280
Charges for services	300	300	-	(300)
Investment income	28,712	28,712	64,279	35,567
Total revenues	3,063,262	3,063,262	2,964,750	(98,512)
<b>EXPENDITURES</b>				
Law enforcement and judicial:				
Emergency and Contingency:				
Supplies, services, and other charges	25,000	3,297	-	3,297
Total Emergency and Contingency	25,000	3,297	-	3,297
Sheriff Operations:				
Personal services	1,110,555	1,091,136	1,047,982	43,154
Supplies, services, and other charges	137,128	137,128	125,618	11,510
Capital outlay	350,456	350,456	335,973	14,483
Total Sheriff Operations	1,598,139	1,578,720	1,509,573	69,147
Corrections:				
Personal services	634,053	636,523	636,522	1
Supplies, services, and other charges	35,510	36,821	36,594	227
Capital outlay	-	9,269	6,172	3,097
Total Corrections	669,563	682,613	679,288	3,325
Prosecuting Attorney:				
Personal services	280,376	280,376	271,219	9,157
Supplies, services, and other charges	4,562	4,562	3,160	1,402
Capital outlay	2,000	2,000	278	1,722
Total Prosecuting Attorney	286,938	286,938	274,657	12,281
Alternative Sentencing Programs:				
Personal services	161,046	180,465	169,478	10,987
Supplies, services, and other charges	59,620	59,620	44,212	15,408
Capital outlay	1,950	23,653	22,114	1,539
Total Alternative Sentencing Programs	222,616	263,738	235,804	27,934
Law Enforcement/Judicial Information System:				
Supplies, services, and other charges	76,556	76,556	76,556	-
Capital outlay	119,600	117,050	113,463	3,587
Total Law Enforcement/Judicial Info System	196,156	193,606	190,019	3,587
Contract Inmate Housing:				
Supplies, services, and other charges	180,000	180,000	23,373	156,627
Total Contract Inmate Housing	180,000	180,000	23,373	156,627
Information System—Court Only:				
Supplies, services, and other charges	3,430	3,430	2,175	1,255
Capital outlay	25,000	25,000	-	25,000
Total Information System—Court Only	28,430	28,430	2,175	26,255
Total Law enforcement and judicial	3,206,842	3,217,342	2,914,889	302,453
Total expenditures	3,206,842	3,217,342	2,914,889	302,453
NET CHANGE IN FUND BALANCE	\$ (143,580)	(154,080)	49,861	203,941
FUND BALANCES (GAAP), beginning of year			1,632,771	
Less encumbrances, beginning of year			(307,307)	
Add encumbrances, end of year			89,426	
FUND BALANCES (GAAP), end of year			\$ 1,464,751	

See accompanying independent auditors' report.

## **BOONE COUNTY, MISSOURI**

### **Notes to Schedule of Revenues, Expenditures, and Changes in Fund Balances Budget and Actual—General Fund, Road and Bridge Fund, and Law Enforcement Services Fund—UNAUDITED**

December 31, 2007

#### **(1) Explanation of Budgetary Basis of Accounting**

The County's policy is to prepare the annual operating budget on a basis that includes encumbrances as the equivalent of expenditures. The statement of revenues, expenditures, and changes in fund balances—governmental funds excludes outstanding encumbrances in accordance with U.S. generally accepted accounting principles for the modified accrual basis of accounting. However, budgeted expenditures include both expenditures and encumbrances (budget basis). Therefore, in order to match reported results (actual) to the budget and to provide a useful comparison, it is necessary to include encumbrances outstanding at the end of the year as expenditures and exclude encumbrances outstanding at the beginning of the year. Unencumbered appropriations lapse at year-end.

#### **(2) Explanation of Budgetary Process**

The County follows these procedures in establishing the budgetary data using the following dates as targets:

- a. July: County Auditor develops and distributes budget guidelines and instructions to each elected official and department head.
- b. September 1: Budget requests are due to County Auditor.
- c. September and October: The County Auditor and County Commission review budget requests and schedules work sessions with elected officials and department directors, as necessary.
- d. November 15: County Auditor delivers Proposed Budget to County Commission.
- e. November 15 through December 15: County Commission holds public hearings on the Proposed Budget.
- f. January 10: Statutory deadline for adoption of the budget by the County Commission. However, in the year in which any commissioner's new term of office begins, the statutory deadline is January 31.

For fiscal year 2007, the County Commission adopted an annual budget for the General Fund, the Special Revenue funds, the Capital Projects funds, and the Internal Service funds.

## **BOONE COUNTY, MISSOURI**

### **Notes to Schedule of Revenues, Expenditures, and Changes in Fund Balances Budget and Actual—General Fund, Road and Bridge Fund, and Law Enforcement Services Fund—UNAUDITED**

December 31, 2007

Budget amendments must be authorized by the County Commission or other appropriating authority as determined by state statute. Supplemental appropriations are made by the applicable authority throughout the year. Such supplemental appropriations were insignificant for the fiscal year ended December 31, 2007.

The County Commission approves the annual budget by class of transaction at the departmental level for each fund. The County also maintains an encumbrance accounting system as one technique of accomplishing budgetary control. Unencumbered appropriations lapse at fiscal year-end, while open encumbrances are reported as reservations of fund balance at each year-end.

### **OTHER SUPPLEMENTARY INFORMATION**

The other supplementary information contains data beyond that included in the basic financial statements. This data is presented to provide additional financial information in order to better inform the users of the basic financial statements.

BOONE COUNTY, MISSOURI  
COMBINING BALANCE SHEET  
NONMAJOR GOVERNMENTAL FUNDS  
DECEMBER 31, 2007

	Special Revenue	Debt Service	Capital Project	Total Nonmajor Governmental Funds
<b>ASSETS</b>				
Cash and cash equivalents	\$ 293,325	-	-	293,325
Investments	3,806,713	283,296	293,518	4,383,527
Accrued interest	22,307	1,313	2,050	25,670
Accounts receivable	125,796	-	-	125,796
Commissions receivable	197,952	-	-	197,952
Assessments receivable	-	386,729	-	386,729
Due from other funds	690	-	-	690
Due from other governments	119,800	-	-	119,800
Prepaid items	400	-	-	400
Restricted assets:				
Cash and cash equivalents	-	729,332	895,520	1,624,852
<b>Total assets</b>	<b>4,566,983</b>	<b>1,400,670</b>	<b>1,191,088</b>	<b>7,158,741</b>
<b>LIABILITIES AND FUND BALANCES</b>				
<b>Liabilities:</b>				
Accounts payable	158,449	-	-	158,449
Wages payable	13,478	-	-	13,478
Accrued liabilities	1,431	-	-	1,431
Due to other funds	30,853	-	-	30,853
Due to others	90	-	-	90
Deferred revenue	6,895	330,890	-	337,785
Loans payable to other funds	154,735	-	-	154,735
<b>Total liabilities</b>	<b>365,931</b>	<b>330,890</b>	<b>-</b>	<b>696,821</b>
<b>Fund balances:</b>				
Reserved for prepaid items	400	-	-	400
Reserved for debt service	-	1,069,780	-	1,069,780
Reserved for capital projects	-	-	895,520	895,520
Reserved for encumbrances	45,661	-	-	45,661
Undesignated	4,154,991	-	295,568	4,450,559
<b>Total fund balances</b>	<b>4,201,052</b>	<b>1,069,780</b>	<b>1,191,088</b>	<b>6,461,920</b>
<b>Total liabilities and fund balances</b>	<b>\$ 4,566,983</b>	<b>1,400,670</b>	<b>1,191,088</b>	<b>7,158,741</b>

See accompanying independent auditors' report.

BOONE COUNTY, MISSOURI

COMBINING STATEMENT OF REVENUES, EXPENDITURES, AND CHANGES IN FUND BALANCES  
NONMAJOR GOVERNMENTAL FUNDS  
YEAR ENDED DECEMBER 31, 2007

	Special Revenue	Debt Service	Capital Project	Total Nonmajor Governmental Funds
<b>REVENUES</b>				
Assessments	\$ -	148,743	-	148,743
Sales taxes	218,789	-	-	218,789
Licenses and permits	28,564	-	-	28,564
Intergovernmental	424,029	-	-	424,029
Charges for services	1,570,812	-	-	1,570,812
Fines and forfeitures	23,121	-	-	23,121
Investment income	176,555	20,415	57,059	254,029
Miscellaneous:				
Contributions	8,500	-	-	8,500
Other	43,246	59,814	-	103,060
<b>Total revenues</b>	<u>2,493,616</u>	<u>228,972</u>	<u>57,059</u>	<u>2,779,647</u>
<b>EXPENDITURES</b>				
Current:				
Policy and administration	1,122,353	-	-	1,122,353
Law enforcement and judicial	568,501	-	-	568,501
Environment, public buildings, and infrastructure	66,669	-	-	66,669
Community health and public services	77,056	-	-	77,056
Interfund services used	68,023	-	-	68,023
Capital outlay	119,378	-	831,724	951,102
Debt service:				
Principal retirement	-	138,000	-	138,000
Interest and fiscal charges	-	149,144	-	149,144
<b>Total expenditures</b>	<u>2,021,980</u>	<u>287,144</u>	<u>831,724</u>	<u>3,140,848</u>
<b>REVENUES OVER (UNDER) EXPENDITURES</b>	471,636	(58,172)	(774,665)	(361,201)
<b>OTHER FINANCING SOURCES (USES)</b>				
Transfers in	103,245	9,969	685,127	798,341
Transfers out	(28,668)	-	-	(28,668)
Sale of capital assets	7,753	-	-	7,753
<b>Total other financing sources (uses)</b>	82,330	9,969	685,127	777,426
<b>REVENUES AND OTHER SOURCES OVER (UNDER) EXPENDITURES AND OTHER USES</b>	553,966	(48,203)	(89,538)	416,225
<b>FUND BALANCES, beginning of year</b>	<u>3,647,086</u>	<u>1,117,983</u>	<u>1,280,626</u>	<u>6,045,695</u>
<b>FUND BALANCES, end of year</b>	<u>\$ 4,201,052</u>	<u>1,069,780</u>	<u>1,191,088</u>	<u>6,461,920</u>

See accompanying independent auditors' report.

## BOONE COUNTY, MISSOURI

### SPECIAL REVENUE FUNDS

Special Revenue Funds are used to account for the proceeds of specific or restricted revenue sources or to finance specified activities as required by law or administrative regulations.

Special Building Project Citizen Contribution Fund—To account for citizen contributions towards County building projects.

Assessment Fund—To account for the operations of the County Assessor's office, which includes the cost of performing a reassessment of all taxable real property as required by Statute 137.750. Financing is provided by the state and a commission received from property tax collections.

E-911 Emergency Telephone Fund—To account for the collection and disbursement of the 2% tax on land line local tariffs, authorized in Statute 190.305, which is used to operate the enhanced 911 emergency telephone system.

Domestic Violence Fund—To account for fees collected under Statute 455.2 to provide shelter for victims of domestic violence.

Hospital Profit Share Fund—To account for additional lease compensation moneys received pursuant to the lease of Boone Hospital Center.

Local Emergency Planning Committee Fund—To account for funds received by the Local Emergency Planning Committee from the State of Missouri.

Collector Tax Maintenance Fund—To account for the additional delinquent fees and commissions authorized by Statute 52.312-317. The additional fees supplement the General Fund operating budget for the Collector.

Fairground Maintenance Fund—To account for the maintenance and repair of the Boone County Fairgrounds. The resources of this fund were derived from the net insurance proceeds resulting from building damage sustained at the site in fiscal year 2002.

Election Services Fund—To account for charges levied to all entities participating in an election, not to exceed 5% of total election costs.

Federal HAVA Election Fund—To account for revenues and expenses related to the Help America Vote Act.

Election Equipment Replacement Fund—To account for moneys collected by the local election authority as an equipment rental fee while conducting local elections. This fund is intended to provide a means for accumulating resources for the eventual replacement of existing voting equipment

Sheriff Forfeiture Fund—To account for certain fines and forfeitures collected by the Sheriff's department.

Sheriff Training Fund—To account for fees collected under Statute 590 for providing training for peace officers.

Public Safety Citizen Contributions Fund—To account for private donations specifically set aside for the following programs: neighborhood watch, community traffic safety, Drug Abuse Resistance Education (D.A.R.E.), and internet crimes task force.

## BOONE COUNTY, MISSOURI

### SPECIAL REVENUE FUNDS—Continued

Law Enforcement Department of Justice Grants Fund—To account for U.S. Dept of Justice grant funds to be used for local law enforcement.

Sheriff Civil Charges Fund—To account for civil charges collected by the Sheriff.

Sheriff Revolving Fund—To account for revolving funds collected by the Sheriff.

Inmate Security Fund—To account for fees authorized and collected for the purpose of developing, implementing, and maintaining a biometric verification system to ensure that inmates can be properly identified and tracked within the jail system.

Prosecuting Attorney Training Fund—To account for fees collected under Statute 56.765 for the purpose of providing additional training for prosecuting attorneys and their staff.

Prosecuting Attorney Tax Collection Fund—To account for fees collected under Statute 136.15 for the Prosecuting Attorney's collection of delinquent taxes, licenses, and fees for the State of Missouri.

Prosecuting Attorney Contingency Fund—To account for fees collected under Statute 56.330 for the payment of incidental expenses incurred in the Prosecuting Attorney's office.

Prosecuting Attorney Bad Check Collection Fund—To account for the revenues and expenditures of the Prosecuting Attorney for the collection of insufficient funds checks as provided in Statute 570.1. The Prosecuting Attorney retains a fee based on the amount of the collection recovered.

Prosecuting Attorney Forfeiture Fund—To account for federal drug money collected by the prosecuting attorney and used for expenditures related to the prosecution of drug-related cases.

Record Preservation Fund—To account for fees collected under Statute 59.319 for record storage, microfilming and preservation.

Family Services and Justice Fund—Accounts for the revenues and expenditures associated with family court. In 1993, the state legislature passed legislation that created a family court in the Thirteenth Judicial Circuit. The law provides for the collection of a \$30 fee per each family court case, which is deposited into this fund.

Circuit Drug Court Fund—To account for fees received from defendants who participate in the Drug Court program.

Administration of Justice Fund—To account for late fees collected pursuant to RSMo 488.5025.1-2 to be used for the general administration of justice.

Neighborhood Improvement Districts Fund—To account for the revenue and expenditures of construction and repair of roads and sewers in Neighborhood Improvement Districts (NIDs).

Law Library Fund—To account for fees collected under Statutes 514.47 and 514.48 for the maintenance and upkeep of a law library.



BOONE COUNTY, MISSOURI  
COMBINING BALANCE SHEET  
NONMAJOR SPECIAL REVENUE FUNDS  
DECEMBER 31, 2007

ASSETS	Special Bldg Project Citizen Contribution	Assessment	E-911 Emergency Telephone	Domestic Violence	Hospital Profit Share	Local Emergency Planning Committee	Collector Tax Maintenance	Fairground Maintenance	Election Services	Federal HAVA Election
\$	-	119,270	-	-	-	-	-	-	-	-
Cash and cash equivalents	-	119,270	-	-	-	-	-	-	-	-
Investments	4,810	1,130,506	603,988	18,235	81,488	28,204	213,325	393,145	129,680	-
Accrued interest	32	4,850	3,917	80	553	151	1,429	2,609	785	-
Accounts receivable	-	-	19,660	1,477	-	-	89,339	-	-	-
Commissions receivable	-	197,952	-	-	-	-	-	-	-	-
Due from other funds	-	-	-	-	-	-	-	-	-	-
Due from other governments	-	111,570	-	-	-	-	-	-	-	-
Prepaid items	-	-	-	-	-	-	-	-	-	-
Total assets	4,842	1,564,148	627,565	19,792	82,041	28,355	304,093	395,754	130,465	-

LIABILITIES AND FUND BALANCES

Liabilities:										
Accounts payable	-	9,849	47,411	-	-	7,778	-	-	6,865	-
Wages payable	-	10,853	-	-	-	-	-	-	-	-
Accrued liabilities	-	1,233	-	-	-	-	-	-	-	-
Due to other funds	-	-	-	-	-	-	-	-	-	-
Due to others	-	-	-	-	-	-	-	-	-	-
Deferred revenue	-	-	-	-	-	-	-	-	-	-
Loan payable to other funds	-	-	-	-	-	-	-	-	-	-
Total liabilities	-	21,935	47,411	-	-	7,778	-	-	6,865	-
Fund balances:										
Reserved for prepaid items	-	-	-	-	-	-	-	-	-	-
Reserved for encumbrances	-	26,977	-	-	-	-	-	-	-	-
Undesignated	4,842	1,515,236	580,154	19,792	82,041	20,577	304,093	395,754	123,600	-
Total fund balances	4,842	1,542,213	580,154	19,792	82,041	20,577	304,093	395,754	123,600	-
Total liabilities and fund balances	4,842	1,564,148	627,565	19,792	82,041	28,355	304,093	395,754	130,465	-

See accompanying independent auditors' report.

(Continued)

BOONE COUNTY, MISSOURI

COMBINING BALANCE SHEET  
NONMAJOR SPECIAL REVENUE FUNDS  
DECEMBER 31, 2007  
(Continued)

ASSETS	Election Equipment Replacement	Sheriff Forfeiture	Sheriff Training	Law Enforcement				Sheriff Revolving	Inmate Security	Prosecuting Attorney Training	Prosecuting Attorney Tax Collection
				Public Safety Citizen Contributions	Department of Justice Grants	Sheriff Civil Charges	Sheriff Charges				
\$	-	-	-	-	-	108,206	-	-	-	-	-
Cash and cash equivalents	21,697	112,604	11,894	18,211	8,330	-	19,303	14,990	-	4,067	21,006
Investments	87	774	91	122	55	-	103	72	-	27	133
Accrued interest	-	-	1,281	-	-	-	-	1,249	-	323	3,795
Accounts receivable	-	-	-	-	-	-	-	-	-	-	-
Commissions receivable	-	-	-	-	-	-	-	-	-	-	-
Due from other funds	-	-	-	-	-	-	-	-	-	-	-
Due from other governments	-	-	-	-	-	-	-	-	-	-	-
Prepaid items	-	-	400	-	-	-	-	-	-	-	-
Total assets	21,784	113,378	13,666	18,333	8,385	108,206	19,406	16,311	-	4,417	24,934

LIABILITIES AND FUND BALANCES

Liabilities:											
Accounts payable	-	-	125	10,179	-	1,877	541	-	-	-	-
Wages payable	-	-	-	-	-	-	-	-	-	-	481
Accrued liabilities	-	-	-	-	-	-	-	-	-	-	37
Due to other funds	-	-	-	-	-	-	-	-	-	-	-
Due to others	-	-	-	-	-	-	-	-	-	-	-
Deferred revenue	-	-	-	-	6,895	-	-	-	-	-	-
Loan payable to other funds	-	-	-	-	-	-	-	-	-	-	-
Total liabilities	-	-	125	10,179	6,895	1,877	541	-	-	-	518
Fund balances:											
Reserved for prepaid items	-	-	400	-	-	-	-	-	-	-	-
Reserved for encumbrances	-	-	-	-	820	-	-	-	-	-	-
Undesignated	21,784	113,378	13,141	8,154	670	106,329	18,865	16,311	-	4,417	24,416
Total fund balances	21,784	113,378	13,541	8,154	1,490	106,329	18,865	16,311	-	4,417	24,416
Total liabilities and fund balances	\$ 21,784	113,378	13,666	18,333	8,385	108,206	19,406	16,311	-	4,417	24,934

See accompanying independent auditors' report.

(Continued)

BOONE COUNTY, MISSOURI

COMBINING BALANCE SHEET  
NONMAJOR SPECIAL REVENUE FUNDS  
DECEMBER 31, 2007  
(Continued)

ASSETS	Prosecuting Attorney Contingency	Prosecuting Attorney Bad Check Collection	Prosecuting Attorney Forfeiture	Record Preservation	Family Services and Justice	Circuit Drug Court	Administration of Justice	Neighborhood Improvement Districts	Law Library	Total Nonmajor Special Revenue Funds
Cash and cash equivalents	\$ -	5	-	-	-	-	-	-	65,844	293,325
Investments	2,560	99,601	15,574	485,905	83,544	106,535	60,151	117,360	-	3,806,713
Accrued interest	46	685	103	3,126	556	679	378	864	-	22,307
Accounts receivable	-	595	-	699	6,152	-	1,226	-	-	125,796
Commissions receivable	-	-	-	-	-	-	-	-	-	197,952
Due from other funds	-	-	-	-	-	-	-	690	-	690
Due from other governments	-	-	-	-	8,230	-	-	-	-	119,800
Prepaid items	-	-	-	-	-	-	-	-	-	400
Total assets	2,606	100,886	15,677	489,730	98,482	107,214	61,755	118,914	65,844	4,566,983

LIABILITIES AND FUND BALANCES

Liabilities:										
Accounts payable	634	1,695	-	37,447	33,514	534	-	-	-	158,449
Wages payable	-	2,144	-	-	-	-	-	-	-	13,478
Accrued liabilities	-	161	-	-	-	-	-	-	-	1,431
Due to other funds	-	-	-	30,853	-	-	-	-	-	30,853
Due to others	-	90	-	-	-	-	-	-	-	90
Deferred revenue	-	-	-	-	-	-	-	-	-	6,895
Loan payable to other funds	-	-	-	-	-	-	-	154,735	-	154,735
Total liabilities	634	4,090	-	68,300	33,514	534	-	154,735	-	365,931
Fund balances:										
Reserved for prepaid items	-	-	-	-	-	-	-	-	-	400
Reserved for encumbrances	409	-	-	14,352	-	3,103	-	-	-	45,661
Undesignated	1,563	96,796	15,677	407,078	64,968	103,577	61,755	(35,821)	65,844	4,154,991
Total fund balances	1,972	96,796	15,677	421,430	64,968	106,680	61,755	(35,821)	65,844	4,201,052
Total liabilities and fund balances	2,606	100,886	15,677	489,730	98,482	107,214	61,755	118,914	65,844	4,566,983

See accompanying independent auditors' report.

BOONE COUNTY, MISSOURI

COMBINING STATEMENT OF REVENUES, EXPENDITURES, AND CHANGES IN FUND BALANCES  
NONMAJOR SPECIAL REVENUE FUNDS  
YEAR ENDED DECEMBER 31, 2007

	Special Bldg Project Citizen Contribution	Assessment	E-911 Emergency Telephone	Domestic Violence	Hospital Profit Share	Local Emergency Planning Committee	Collector Tax Maintenance	Fairground Maintenance	Election Services	Federal HAVA Election
REVENUES										
Sales taxes	-	-	218,789	-	-	-	-	-	-	-
Licenses and permits	-	-	-	-	-	-	-	-	-	-
Intergovernmental	-	340,386	-	-	-	6,903	-	-	27,313	12,329
Charges for services	-	796,829	-	32,319	-	-	177,643	-	19,491	-
Fines and forfeitures	-	-	-	-	-	-	-	-	-	-
Investment income	243	44,928	29,293	513	5,251	1,116	11,817	20,312	5,368	271
Miscellaneous:										
Contributions	-	-	-	-	-	-	-	-	-	-
Other	-	41,005	-	-	-	-	-	-	-	-
Total revenues	243	1,223,148	248,082	32,832	5,251	8,019	189,460	20,312	52,172	12,600
EXPENDITURES										
Current:										
Policy and administration	-	966,873	-	-	-	-	6,614	-	15,632	2,611
Law enforcement and judicial	-	-	172,152	-	-	-	-	-	-	-
Environment, public buildings, and	-	-	-	-	-	-	-	-	-	-
infrastructure	-	-	-	-	-	-	-	30,571	-	-
Community health and public services	-	-	-	31,925	44,000	1,131	-	-	-	-
Interfund services used	-	-	-	-	-	-	68,023	-	-	-
Capital outlay	-	43,097	30,434	-	-	7,054	5,571	-	9,956	-
Total expenditures	-	1,009,970	202,586	31,925	44,000	8,185	80,208	30,571	25,588	2,611
REVENUES OVER (UNDER)	243	213,178	45,496	907	(38,749)	(166)	109,252	(10,259)	26,584	9,989
EXPENDITURES										
OTHER FINANCING SOURCES (USES)										
Transfers in	-	-	-	-	-	-	-	-	-	103,245
Transfers out	-	-	-	-	-	-	(21,484)	-	-	-
Sale of capital assets	-	74	-	-	-	-	-	-	-	-
Total other financing sources (uses)	-	74	-	-	-	-	(21,484)	-	-	103,245
REVENUES AND OTHER SOURCES OVER (UNDER) EXPENDITURES AND OTHER USES	243	213,252	45,496	907	(38,749)	(166)	87,768	(10,259)	26,584	113,234
FUND BALANCES, beginning of year	4,599	1,328,961	534,658	18,885	120,790	20,743	216,325	406,013	97,016	(113,234)
FUND BALANCES, end of year	4,842	1,542,213	580,154	19,792	82,041	20,577	304,093	395,754	123,600	-

See accompanying independent auditors' report.

(Continued)

BOONE COUNTY, MISSOURI

COMBINING STATEMENT OF REVENUES, EXPENDITURES AND CHANGES IN FUND BALANCES  
NONMAJOR SPECIAL REVENUE FUNDS  
YEAR ENDED DECEMBER 31, 2007  
(Continued)

	Election Equipment Replacement	Sheriff Forfeiture	Sheriff Training	Public Safety Contributions	Law Enforcement Department of Justice Grants	Sheriff Civil Charges	Sheriff Revolving Security	Prosecuting Attorney Training	Prosecuting Attorney Tax Collection
REVENUES									
Sales taxes	-	-	-	-	-	-	-	-	-
Licenses and permits	-	-	-	-	-	-	-	-	-
Intergovernmental	-	-	8,915	-	-	-	28,564	-	-
Charges for services	21,400	-	18,949	-	-	50,000	-	4,780	33,358
Fines and forfeitures	-	-	-	-	-	-	-	-	-
Investment income	384	5,919	577	734	415	-	610	241	925
Miscellaneous:									
Contributions	-	-	-	8,500	-	-	-	-	-
Other	-	-	-	-	-	-	-	-	-
Total revenues	21,784	5,919	28,441	9,234	415	50,000	16,311	5,021	34,283
EXPENDITURES									
Current:									
Policy and administration	-	-	-	-	-	-	-	-	-
Law enforcement and judicial Environment, public buildings, and infrastructure	-	4,993	25,974	2,792	-	9,397	13,638	5,180	28,219
Community health and public services	-	-	-	-	-	-	-	-	-
Interfund services used	-	-	-	-	-	-	-	-	-
Capital outlay	-	6,300	-	4,634	-	-	2,271	-	-
Total expenditures	-	11,293	25,974	7,426	-	9,397	15,909	5,180	28,219
REVENUES OVER (UNDER) EXPENDITURES	21,784	(5,374)	2,467	1,808	415	40,603	16,311	(159)	6,064
OTHER FINANCING SOURCES (USES)									
Transfers in	-	-	-	-	-	-	-	-	-
Transfers out	-	-	-	-	-	-	-	-	-
Sale of capital assets	-	7,666	-	-	-	-	-	-	-
Total other financing sources (uses)	-	7,666	-	-	-	-	-	-	-
REVENUES AND OTHER SOURCES OVER (UNDER) EXPENDITURES AND OTHER USES	21,784	2,292	2,467	1,808	415	40,603	16,311	(159)	6,064
FUND BALANCES, beginning of year	-	111,086	11,074	6,346	1,075	65,726	-	4,576	18,352
FUND BALANCES, end of year	21,784	113,378	13,541	8,154	1,490	106,329	16,311	4,417	24,416

See accompanying independent auditors' report.

(Continued)

BOONE COUNTY, MISSOURI

COMBINING STATEMENT OF REVENUES, EXPENDITURES AND CHANGES IN FUND BALANCES  
NONMAJOR SPECIAL REVENUE FUNDS  
YEAR ENDED DECEMBER 31, 2007  
(Continued)

	Prosecuting Attorney Contingency	Prosecuting Attorney Bad Check Collection	Prosecuting Attorney Forfeiture	Record Preservation	Family Services and Justice	Circuit Drug Court	Administration of Justice	Neighborhood Improvement Districts	Law Library	Total Nonmajor Special Revenue Funds
REVENUES										
Sales taxes	-	-	-	-	-	-	-	-	-	218,789
Licenses and permits	-	-	-	-	-	-	-	-	-	28,564
Intergovernmental	-	-	-	-	28,183	-	-	-	-	424,029
Charges for services	19,551	130,804	-	118,739	86,395	24,879	19,666	-	-	1,570,812
Fines and forfeitures	-	-	-	-	-	-	-	-	23,121	23,121
Investment income	569	4,850	787	23,160	4,209	5,020	2,595	3,191	2,955	176,555
Miscellaneous:										
Contributions	-	-	-	-	-	-	-	-	-	8,500
Other	-	101	-	-	2,140	-	-	-	-	43,246
Total revenues	20,120	135,755	787	141,899	120,927	29,899	22,261	3,191	26,076	2,493,616
EXPENDITURES										
Current:										
Policy and administration	-	-	-	130,623	-	-	-	-	-	1,122,353
Law enforcement and judicial	18,597	121,820	-	-	127,309	13,449	2,403	-	22,578	568,501
Environment, public buildings, and infrastructure	-	-	-	-	-	-	-	36,098	-	66,669
Community health and public services	-	-	-	-	-	-	-	-	-	77,056
Interfund services used	-	-	-	-	-	-	-	-	-	68,023
Capital outlay	-	-	-	9,007	-	1,054	-	-	-	119,378
Total expenditures	18,597	121,820	-	139,630	127,309	14,503	2,403	36,098	22,578	2,021,980
REVENUES OVER (UNDER)	1,523	13,935	787	2,269	(6,382)	15,396	19,858	(32,907)	3,498	471,636
EXPENDITURES										
OTHER FINANCING SOURCES (USES)										
Transfers in	-	-	-	-	-	-	-	-	-	103,245
Transfers out	-	-	-	(7,184)	-	-	-	-	-	(28,668)
Sale of capital assets	-	9	-	4	-	-	-	-	-	7,753
Total other financing sources (uses)	-	9	-	(7,180)	-	-	-	-	-	82,330
REVENUES AND OTHER SOURCES OVER (UNDER) EXPENDITURES AND OTHER USES	1,523	13,944	787	(4,911)	(6,382)	15,396	19,858	(32,907)	3,498	553,966
FUND BALANCES, beginning of year	449	82,852	14,890	426,341	71,350	91,284	41,897	(2,914)	62,346	3,647,086
FUND BALANCES, end of year	1,972	96,796	15,677	421,430	64,968	106,680	61,755	(35,821)	65,844	4,201,052

See accompanying independent auditors' report.

BOONE COUNTY, MISSOURI

SPECIAL BUILDING PROJECT CITIZEN CONTRIBUTION—NONMAJOR FUND  
SCHEDULE OF REVENUES, EXPENDITURES, AND  
CHANGES IN FUND BALANCE—BUDGET AND ACTUAL (BUDGET BASIS)  
YEAR ENDED DECEMBER 31, 2007

	Final Revised Budget	Actual	Variance with Final Budget Positive (Negative)
REVENUES			
Investment income	\$ 62	243	181
Total revenues	62	243	181
EXPENDITURES			
Supplies, services, and other charges	1,000	-	1,000
Total expenditures	1,000	-	1,000
REVENUES OVER (UNDER) EXPENDITURES	\$ (938)	243	1,181
FUND BALANCE (GAAP), beginning of year		4,599	
FUND BALANCE (GAAP), end of year		\$ 4,842	

See accompanying independent auditors' report.

BOONE COUNTY, MISSOURI

ASSESSMENT FUND—NONMAJOR FUND  
SCHEDULE OF REVENUES, EXPENDITURES, AND  
CHANGES IN FUND BALANCE—BUDGET AND ACTUAL (BUDGET BASIS)  
YEAR ENDED DECEMBER 31, 2007

	Final Revised Budget	Actual	Variance with Final Budget Positive (Negative)
<b>REVENUES</b>			
Intergovernmental	\$ 349,027	340,386	(8,641)
Charges for services	772,000	796,829	24,829
Investment income	22,780	44,928	22,148
Miscellaneous:			
Other	10,000	41,005	31,005
Total revenues	1,153,807	1,223,148	69,341
<b>EXPENDITURES</b>			
Personal services	825,597	741,700	83,897
Supplies, services, and other charges	485,236	245,802	239,434
Capital outlay	52,100	42,003	10,097
Total expenditures	1,362,933	1,029,505	333,428
REVENUES OVER (UNDER) EXPENDITURES	\$ (209,126)	193,643	402,769
<b>OTHER FINANCING SOURCES (USES)</b>			
Sale of capital assets	-	74	74
Total other financing sources (uses)	-	74	74
REVENUES AND OTHER FINANCING SOURCES OVER (UNDER) EXPENDITURES AND OTHER USES	\$ (209,126)	193,717	402,843
<b>FUND BALANCE (GAAP),</b>			
beginning of year		1,328,961	
Less encumbrances, beginning of year		(7,442)	
Add encumbrances, end of year		26,977	
FUND BALANCE (GAAP), end of year		\$ 1,542,213	

See accompanying independent auditors' report.



BOONE COUNTY, MISSOURI

E-911 EMERGENCY TELEPHONE FUND—NONMAJOR FUND  
 SCHEDULE OF REVENUES, EXPENDITURES, AND  
 CHANGES IN FUND BALANCE—BUDGET AND ACTUAL (BUDGET BASIS)  
 YEAR ENDED DECEMBER 31, 2007

	Final Revised Budget	Actual	Variance with Final Budget Positive (Negative)
REVENUES			
Sales taxes	\$ 224,000	218,789	(5,211)
Investment income	11,100	29,293	18,193
Total revenues	235,100	248,082	12,982
EXPENDITURES			
Supplies, services, and other charges	197,100	172,152	24,948
Capital outlay	33,000	30,434	2,566
Total expenditures	230,100	202,586	27,514
REVENUES OVER (UNDER) EXPENDITURES	\$ 5,000	45,496	40,496
FUND BALANCE (GAAP), beginning of year		534,658	
FUND BALANCE (GAAP), end of year		\$ 580,154	

See accompanying independent auditors' report.

BOONE COUNTY, MISSOURI

DOMESTIC VIOLENCE FUND—NONMAJOR FUND  
SCHEDULE OF REVENUES, EXPENDITURES, AND  
CHANGES IN FUND BALANCE—BUDGET AND ACTUAL (BUDGET BASIS)  
YEAR ENDED DECEMBER 31, 2007

	Final Revised Budget	Actual	Variance with Final Budget Positive (Negative)
REVENUES			
Charges for services	\$ 35,000	32,319	(2,681)
Investment income	130	513	383
Total revenues	35,130	32,832	(2,298)
EXPENDITURES			
Supplies, services, and other charges	38,900	31,925	6,975
Total expenditures	38,900	31,925	6,975
REVENUES OVER (UNDER) EXPENDITURES	\$ <u>(3,770)</u>	907	<u>4,677</u>
FUND BALANCE (GAAP), beginning of year		<u>18,885</u>	
FUND BALANCE (GAAP), end of year		\$ <u>19,792</u>	

See accompanying independent auditors' report.

BOONE COUNTY, MISSOURI

HOSPITAL PROFIT SHARE FUND—NONMAJOR FUND  
SCHEDULE OF REVENUES, EXPENDITURES, AND  
CHANGES IN FUND BALANCE—BUDGET AND ACTUAL (BUDGET BASIS)  
YEAR ENDED DECEMBER 31, 2007

	Final Revised Budget	Actual	Variance with Final Budget Positive (Negative)
REVENUES			
Investment income	\$ -	5,251	5,251
Total revenues	-	5,251	5,251
EXPENDITURES	-	-	-
Total expenditures	-	-	-
REVENUES OVER (UNDER) EXPENDITURES	\$ -	5,251	5,251
FUND BALANCE (GAAP), beginning of year		120,790	
Less encumbrances, beginning of year		(44,000)	
FUND BALANCE (GAAP), end of year		\$ 82,041	

See accompanying independent auditors' report.

BOONE COUNTY, MISSOURI

LOCAL EMERGENCY PLANNING COMMITTEE FUND—NONMAJOR FUND  
SCHEDULE OF REVENUES, EXPENDITURES, AND  
CHANGES IN FUND BALANCE—BUDGET AND ACTUAL (BUDGET BASIS)  
YEAR ENDED DECEMBER 31, 2007

	Final Revised Budget	Actual	Variance with Final Budget Positive (Negative)
REVENUES			
Intergovernmental	\$ 8,000	6,903	(1,097)
Investment income	160	1,116	956
Total revenues	8,160	8,019	(141)
EXPENDITURES			
Supplies, services, and other charges	7,196	1,131	6,065
Capital outlay	7,054	7,054	-
Total expenditures	14,250	8,185	6,065
REVENUES OVER (UNDER) EXPENDITURES	\$ <u>(6,090)</u>	(166)	<u>5,924</u>
FUND BALANCE (GAAP), beginning of year		<u>20,743</u>	
FUND BALANCE (GAAP), end of year		\$ <u>20,577</u>	

See accompanying independent auditors' report.

BOONE COUNTY, MISSOURI

COLLECTOR TAX MAINTENANCE FUND—NONMAJOR FUND  
SCHEDULE OF REVENUES, EXPENDITURES, AND  
CHANGES IN FUND BALANCE—BUDGET AND ACTUAL (BUDGET BASIS)  
YEAR ENDED DECEMBER 31, 2007

	Final Revised Budget	Actual	Variance with Final Budget Positive (Negative)
REVENUES			
Charges for services	\$ 124,700	177,643	52,943
Investment income	8,648	11,817	3,169
Total revenues	133,348	189,460	56,112
EXPENDITURES			
Personal services	1,959	-	1,959
Supplies, services, and other charges	128,515	74,637	53,878
Capital outlay	5,633	5,571	62
Total expenditures	136,107	80,208	55,899
REVENUES OVER (UNDER) EXPENDITURES	(2,759)	109,252	112,011
OTHER FINANCING SOURCES (USES)			
Transfers out	-	(21,484)	(21,484)
Total other financing sources (uses)	-	(21,484)	(21,484)
REVENUES AND OTHER FINANCING SOURCES OVER (UNDER) EXPENDITURES AND OTHER USES	\$ (2,759)	87,768	69,043
FUND BALANCE (GAAP), beginning of year		216,325	
FUND BALANCE (GAAP), end of year		\$ 304,093	

See accompanying independent auditors' report.

BOONE COUNTY, MISSOURI

FAIRGROUND MAINTENANCE FUND—NONMAJOR FUND  
SCHEDULE OF REVENUES, EXPENDITURES, AND  
CHANGES IN FUND BALANCE—BUDGET AND ACTUAL (BUDGET BASIS)  
YEAR ENDED DECEMBER 31, 2007

	Final Revised Budget	Actual	Variance with Final Budget Positive (Negative)
REVENUES			
Investment income	\$ -	20,312	20,312
Total revenues	-	20,312	20,312
EXPENDITURES			
Supplies, services, and other charges	160,500	2,398	158,102
Total expenditures	160,500	2,398	158,102
REVENUES OVER (UNDER) EXPENDITURES	\$ (160,500)	17,914	178,414
FUND BALANCE (GAAP), beginning of year		406,013	
Less encumbrances, beginning of year		(28,173)	
FUND BALANCE (GAAP), end of year		\$ 395,754	

See accompanying independent auditors' report.

BOONE COUNTY, MISSOURI

ELECTION SERVICES FUND—NONMAJOR FUND  
 SCHEDULE OF REVENUES, EXPENDITURES, AND  
 CHANGES IN FUND BALANCE—BUDGET AND ACTUAL (BUDGET BASIS)  
 YEAR ENDED DECEMBER 31, 2007

	Final Revised Budget	Actual	Variance with Final Budget Positive (Negative)
REVENUES			
Intergovernmental	\$ -	27,313	27,313
Charges for services		19,491	19,491
Investment income	-	5,368	5,368
Total revenues	-	52,172	52,172
EXPENDITURES			
Supplies, services, and other charges	74,770	15,632	59,138
Capital outlay	10,030	9,956	74
Total expenditures	84,800	25,588	59,212
REVENUES OVER (UNDER) EXPENDITURES	\$ <u>(84,800)</u>	26,584	<u>111,384</u>
FUND BALANCE (GAAP), beginning of year		<u>97,016</u>	
FUND BALANCE (GAAP), end of year		\$ <u>123,600</u>	

See accompanying independent auditors' report.

BOONE COUNTY, MISSOURI

FEDERAL HAVA ELECTION FUND—NONMAJOR FUND  
SCHEDULE OF REVENUES, EXPENDITURES, AND  
CHANGES IN FUND BALANCE—BUDGET AND ACTUAL (BUDGET BASIS)  
YEAR ENDED DECEMBER 31, 2007

	Final Revised Budget	Actual	Variance with Final Budget Positive (Negative)
REVENUES			
Intergovernmental	\$ 2,510	12,329	9,819
Investment income	-	271	271
Total revenues	2,510	12,600	10,090
EXPENDITURES			
Supplies, services, and other charges	2,612	2,611	1
Total expenditures	2,612	2,611	1
REVENUES OVER (UNDER) EXPENDITURES	(102)	9,989	10,091
OTHER FINANCING SOURCES (USES)			
Transfers in	103,826	103,245	(581)
Total other financing sources (uses)	103,826	103,245	(581)
REVENUES AND OTHER FINANCING SOURCES OVER (UNDER) EXPENDITURES AND OTHER USES	\$ <u>103,724</u>	113,234	<u>9,510</u>
FUND BALANCE (GAAP), beginning of year		(113,234)	
FUND BALANCE (GAAP), end of year		\$ <u>-</u>	

See accompanying independent auditors' report.



BOONE COUNTY, MISSOURI

ELECTION EQUIPMENT REPLACEMENT FUND—NONMAJOR FUND  
 SCHEDULE OF REVENUES, EXPENDITURES, AND  
 CHANGES IN FUND BALANCE—BUDGET AND ACTUAL (BUDGET BASIS)  
 YEAR ENDED DECEMBER 31, 2007

	Final Revised Budget	Actual	Variance with Final Budget Positive (Negative)
REVENUES			
Charges for services	\$ -	21,400	21,400
Investment income	-	384	384
Total revenues	-	21,784	21,784
EXPENDITURES	-	-	-
Total expenditures	-	-	-
REVENUES OVER (UNDER) EXPENDITURES	\$ -	21,784	21,784
FUND BALANCE (GAAP), beginning of year		-	
FUND BALANCE (GAAP), end of year		\$ 21,784	

See accompanying independent auditors' report.

BOONE COUNTY, MISSOURI

SHERIFF FORFEITURE FUND—NONMAJOR FUND  
SCHEDULE OF REVENUES, EXPENDITURES, AND  
CHANGES IN FUND BALANCE—BUDGET AND ACTUAL (BUDGET BASIS)  
YEAR ENDED DECEMBER 31, 2007

	Final Revised Budget	Actual	Variance with Final Budget Positive (Negative)
REVENUES			
Investment income	\$ -	5,919	5,919
Total revenues	-	5,919	5,919
EXPENDITURES			
Personal services	2,576	2,575	1
Supplies, services, and other charges	3,780	2,418	1,362
Capital outlay	6,300	6,300	-
Total expenditures	12,656	11,293	1,363
REVENUES OVER (UNDER) EXPENDITURES	(12,656)	(5,374)	7,282
OTHER FINANCING SOURCES (USES)			
Sale of capital assets	-	7,666	7,666
Total other financing sources (uses)	-	7,666	7,666
REVENUES AND OTHER FINANCING SOURCES OVER (UNDER) EXPENDITURES AND OTHER USES	\$ (12,656)	2,292	14,948
FUND BALANCE (GAAP), beginning of year		111,086	
FUND BALANCE (GAAP), end of year		\$ 113,378	

See accompanying independent auditors' report.

BOONE COUNTY, MISSOURI

SHERIFF TRAINING FUND—NONMAJOR FUND  
SCHEDULE OF REVENUES, EXPENDITURES, AND  
CHANGES IN FUND BALANCE—BUDGET AND ACTUAL (BUDGET BASIS)  
YEAR ENDED DECEMBER 31, 2007

	Final Revised Budget	Actual	Variance with Final Budget Positive (Negative)
REVENUES			
Intergovernmental	\$ 10,000	8,915	(1,085)
Charges for services	21,000	18,949	(2,051)
Investment income	250	577	327
Total revenues	31,250	28,441	(2,809)
EXPENDITURES			
Supplies, services, and other charges	31,250	25,974	5,276
Total expenditures	31,250	25,974	5,276
REVENUES OVER (UNDER) EXPENDITURES	\$ <u>-</u>	2,467	<u>2,467</u>
FUND BALANCE (GAAP), beginning of year		<u>11,074</u>	
FUND BALANCE (GAAP), end of year		\$ <u>13,541</u>	

See accompanying independent auditors' report.

BOONE COUNTY, MISSOURI

PUBLIC SAFETY CITIZEN CONTRIBUTION FUND—NONMAJOR FUND  
SCHEDULE OF REVENUES, EXPENDITURES, AND  
CHANGES IN FUND BALANCE—BUDGET AND ACTUAL (BUDGET BASIS)  
YEAR ENDED DECEMBER 31, 2007

	Final Revised Budget	Actual	Variance with Final Budget Positive (Negative)
REVENUES			
Investment income	\$ -	734	734
Miscellaneous:			
Contributions	8,500	8,500	-
Total revenues	8,500	9,234	734
EXPENDITURES			
Supplies, services, and other charges	4,585	2,792	1,793
Capital outlay	5,695	4,634	1,061
Total expenditures	10,280	7,426	2,854
REVENUES OVER (UNDER) EXPENDITURES	\$ (1,780)	1,808	3,588
FUND BALANCE (GAAP), beginning of year		6,346	
FUND BALANCE (GAAP), end of year		\$ 8,154	

See accompanying independent auditors' report.

BOONE COUNTY, MISSOURI

LAW ENFORCEMENT DEPARTMENT OF JUSTICE GRANTS FUND—NONMAJOR FUND  
 SCHEDULE OF REVENUES, EXPENDITURES, AND  
 CHANGES IN FUND BALANCE—BUDGET AND ACTUAL (BUDGET BASIS)  
 YEAR ENDED DECEMBER 31, 2007

	Final Revised Budget	Actual	Variance with Final Budget Positive (Negative)
REVENUES			
Intergovernmental	\$ 820	-	(820)
Investment income	-	415	415
Total revenues	820	415	(405)
EXPENDITURES			
Capital outlay	820	820	-
Total expenditures	820	820	-
REVENUES OVER (UNDER) EXPENDITURES	\$ -	(405)	(405)
FUND BALANCE (GAAP), beginning of year		1,075	
Add encumbrances, end of year		820	
FUND BALANCE (GAAP), end of year		\$ 1,490	

See accompanying independent auditors' report.

BOONE COUNTY, MISSOURI

SHERIFF CIVIL CHARGES FUND—NONMAJOR FUND  
SCHEDULE OF REVENUES, EXPENDITURES, AND  
CHANGES IN FUND BALANCE—BUDGET AND ACTUAL (BUDGET BASIS)  
YEAR ENDED DECEMBER 31, 2007

	Final Revised Budget	Actual	Variance with Final Budget Positive (Negative)
REVENUES			
Charges for services	\$ 50,000	50,000	-
Total revenues	50,000	50,000	-
EXPENDITURES			
Supplies, services, and other charges	10,450	8,942	1,508
Total expenditures	10,450	8,942	1,508
REVENUES OVER (UNDER) EXPENDITURES	\$ 39,550	41,058	1,508
FUND BALANCE (GAAP), beginning of year		65,726	
Less encumbrances, beginning of year		(455)	
FUND BALANCE (GAAP), end of year		\$ 106,329	

See accompanying independent auditors' report.

BOONE COUNTY, MISSOURI

SHERIFF REVOLVING FUND—NONMAJOR FUND  
SCHEDULE OF REVENUES, EXPENDITURES, AND  
CHANGES IN FUND BALANCE—BUDGET AND ACTUAL (BUDGET BASIS)  
YEAR ENDED DECEMBER 31, 2007

	Final Revised Budget	Actual	Variance with Final Budget Positive (Negative)
REVENUES			
Licenses and permits	\$ 28,564	28,564	-
Investment income	-	610	610
Total revenues	28,564	29,174	610
EXPENDITURES			
Supplies, services, and other charges	13,638	13,638	-
Capital outlay	3,600	2,271	1,329
Total expenditures	17,238	15,909	1,329
REVENUES OVER (UNDER) EXPENDITURES	\$ 11,326	13,265	1,939
FUND BALANCE (GAAP), beginning of year		5,600	
FUND BALANCE (GAAP), end of year		\$ 18,865	

See accompanying independent auditors' report.

BOONE COUNTY, MISSOURI

INMATE SECURITY FUND—NONMAJOR FUND  
SCHEDULE OF REVENUES, EXPENDITURES, AND  
CHANGES IN FUND BALANCE—BUDGET AND ACTUAL (BUDGET BASIS)  
YEAR ENDED DECEMBER 31, 2007

	Final Revised Budget	Actual	Variance with Final Budget Positive (Negative)
REVENUES			
Charges for services	\$ -	16,009	16,009
Investment income	-	302	302
Total revenues	-	16,311	16,311
EXPENDITURES	-	-	-
Total expenditures	-	-	-
REVENUES OVER (UNDER) EXPENDITURES	\$ -	16,311	16,311
FUND BALANCE (GAAP), beginning of year		-	
FUND BALANCE (GAAP), end of year		\$ 16,311	

See accompanying independent auditors' report.



BOONE COUNTY, MISSOURI

PROSECUTING ATTORNEY TRAINING FUND—NONMAJOR FUND  
SCHEDULE OF REVENUES, EXPENDITURES, AND  
CHANGES IN FUND BALANCE—BUDGET AND ACTUAL (BUDGET BASIS)  
YEAR ENDED DECEMBER 31, 2007

	Final Revised Budget	Actual	Variance with Final Budget Positive (Negative)
REVENUES			
Charges for services	\$ 5,000	4,780	(220)
Investment income	230	241	11
Total revenues	5,230	5,021	(209)
EXPENDITURES			
Supplies, services, and other charges	7,210	5,180	2,030
Total expenditures	7,210	5,180	2,030
REVENUES OVER (UNDER) EXPENDITURES	\$ (1,980)	(159)	1,821
FUND BALANCE (GAAP), beginning of year		4,576	
FUND BALANCE (GAAP), end of year		\$ 4,417	

See accompanying independent auditors' report.

BOONE COUNTY, MISSOURI

PROSECUTING ATTORNEY TAX COLLECTION FUND—NONMAJOR FUND  
 SCHEDULE OF REVENUES, EXPENDITURES, AND  
 CHANGES IN FUND BALANCE—BUDGET AND ACTUAL (BUDGET BASIS)  
 YEAR ENDED DECEMBER 31, 2007

	Final Revised Budget	Actual	Variance with Final Budget Positive (Negative)
REVENUES			
Charges for services	\$ 25,000	33,358	8,358
Investment income	1,315	925	(390)
Total revenues	26,315	34,283	7,968
EXPENDITURES			
Personal services	27,207	27,000	207
Supplies, services, and other charges	1,603	1,219	384
Total expenditures	28,810	28,219	591
REVENUES OVER (UNDER) EXPENDITURES	\$ (2,495)	6,064	8,559
FUND BALANCE (GAAP), beginning of year		18,352	
FUND BALANCE (GAAP), end of year		\$ 24,416	

See accompanying independent auditors' report.

BOONE COUNTY, MISSOURI

PROSECUTING ATTORNEY CONTINGENCY FUND—NONMAJOR FUND  
SCHEDULE OF REVENUES, EXPENDITURES, AND  
CHANGES IN FUND BALANCE—BUDGET AND ACTUAL (BUDGET BASIS)  
YEAR ENDED DECEMBER 31, 2007

	Final Revised Budget	Actual	Variance with Final Budget Positive (Negative)
REVENUES			
Charges for services	\$ 20,000	19,551	(449)
Investment income	600	569	(31)
Total revenues	20,600	20,120	(480)
EXPENDITURES			
Supplies, services, and other charges	20,000	19,006	994
Total expenditures	20,000	19,006	994
REVENUES OVER (UNDER) EXPENDITURES	\$ 600	1,114	514
FUND BALANCE (GAAP), beginning of year		449	
Add encumbrances, end of year		409	
FUND BALANCE (GAAP), end of year		\$ 1,972	

See accompanying independent auditors' report.

BOONE COUNTY, MISSOURI

PROSECUTING ATTORNEY BAD CHECK COLLECTION FUND—NONMAJOR FUND  
SCHEDULE OF REVENUES, EXPENDITURES, AND  
CHANGES IN FUND BALANCE—BUDGET AND ACTUAL (BUDGET BASIS)  
YEAR ENDED DECEMBER 31, 2007

	Final Revised Budget	Actual	Variance with Final Budget Positive (Negative)
REVENUES			
Charges for services	\$ 100,000	130,804	30,804
Investment income	2,350	4,850	2,500
Miscellaneous	120	101	(19)
Total revenues	102,470	135,755	33,285
EXPENDITURES			
Personal services	119,515	115,232	4,283
Supplies, services, and other charges	8,430	6,588	1,842
Total expenditures	127,945	121,820	6,125
REVENUES OVER (UNDER) EXPENDITURES	(25,475)	13,935	39,410
OTHER FINANCING SOURCES (USES)			
Sale of capital assets	-	9	9
Total other financing sources (uses)	-	9	9
REVENUES AND OTHER FINANCING SOURCES OVER (UNDER) EXPENDITURES AND OTHER USES	\$ (25,475)	13,944	39,419
FUND BALANCE (GAAP), beginning of year		82,852	
FUND BALANCE (GAAP), end of year		\$ 96,796	

See accompanying independent auditors' report.

BOONE COUNTY, MISSOURI

PROSECUTING ATTORNEY FORFEITURE FUND—NONMAJOR FUND  
SCHEDULE OF REVENUES, EXPENDITURES, AND  
CHANGES IN FUND BALANCE—BUDGET AND ACTUAL (BUDGET BASIS)  
YEAR ENDED DECEMBER 31, 2007

	Final Revised Budget	Actual	Variance with Final Budget Positive (Negative)
REVENUES			
Investment income	\$ 555	787	232
Total revenues	555	787	232
EXPENDITURES			
Supplies, services, and other charges	15,150	-	15,150
Total expenditures	15,150	-	15,150
REVENUES OVER (UNDER) EXPENDITURES	\$ (14,595)	787	15,382
FUND BALANCE (GAAP), beginning of year		14,890	
FUND BALANCE (GAAP), end of year		\$ 15,677	

See accompanying independent auditors' report.

BOONE COUNTY, MISSOURI

RECORD PRESERVATION FUND—NONMAJOR FUND  
SCHEDULE OF REVENUES, EXPENDITURES, AND  
CHANGES IN FUND BALANCE—BUDGET AND ACTUAL (BUDGET BASIS)  
YEAR ENDED DECEMBER 31, 2007

	Final Revised Budget	Actual	Variance with Final Budget Positive (Negative)
REVENUES			
Charges for services	\$ 126,500	118,739	(7,761)
Investment income	11,600	23,160	11,560
Total revenues	138,100	141,899	3,799
EXPENDITURES			
Supplies, services, and other charges	360,910	74,975	285,935
Capital outlay	119,500	9,007	110,493
Total expenditures	480,410	83,982	396,428
REVENUES OVER (UNDER) EXPENDITURES	(342,310)	57,917	400,227
OTHER FINANCING SOURCES (USES)			
Sale of capital assets	-	4	4
Transfers out	-	(7,184)	(7,184)
Total other financing sources (uses)	-	(7,180)	(7,180)
REVENUES AND OTHER FINANCING SOURCES OVER (UNDER) EXPENDITURES AND OTHER USES	\$ (342,310)	50,737	393,047
FUND BALANCE (GAAP), beginning of year		426,341	
Less encumbrances, beginning of year		(70,000)	
Add encumbrances, end of year		14,352	
FUND BALANCE (GAAP), end of year		\$ 421,430	

See accompanying independent auditors' report.

BOONE COUNTY, MISSOURI

FAMILY SERVICES & JUSTICE FUND—NONMAJOR FUND  
SCHEDULE OF REVENUES, EXPENDITURES, AND  
CHANGES IN FUND BALANCE—BUDGET AND ACTUAL (BUDGET BASIS)  
YEAR ENDED DECEMBER 31, 2007

	Final Revised Budget	Actual	Variance with Final Budget Positive (Negative)
REVENUES			
Intergovernmental	\$ 29,000	28,183	(817)
Charges for services	95,240	86,395	(8,845)
Investment income	2,150	4,209	2,059
Miscellaneous:			
Other	1,500	2,140	640
Total revenues	127,890	120,927	(6,963)
EXPENDITURES			
Supplies, services, and other charges	131,750	127,309	4,441
Total expenditures	131,750	127,309	4,441
REVENUES OVER (UNDER) EXPENDITURES	\$ (3,860)	(6,382)	(2,522)
FUND BALANCE (GAAP), beginning of year		71,350	
FUND BALANCE (GAAP), end of year		\$ 64,968	

See accompanying independent auditors' report.

BOONE COUNTY, MISSOURI

CIRCUIT DRUG COURT FUND—NONMAJOR FUND  
SCHEDULE OF REVENUES, EXPENDITURES, AND  
CHANGES IN FUND BALANCE—BUDGET AND ACTUAL (BUDGET BASIS)  
YEAR ENDED DECEMBER 31, 2007

	Final Revised Budget	Actual	Variance with Final Budget Positive (Negative)
REVENUES			
Charges for services	\$ 22,500	24,879	2,379
Investment income	700	5,020	4,320
Total revenues	23,200	29,899	6,699
EXPENDITURES			
Supplies, services, and other charges	15,190	12,078	3,112
Capital outlay	1,200	1,054	146
Total expenditures	16,390	13,132	3,258
REVENUES OVER (UNDER) EXPENDITURES	\$ <u>6,810</u>	16,767	<u>9,957</u>
FUND BALANCE (GAAP), beginning of year		91,284	
Less encumbrances, beginning of year		(4,474)	
Add encumbrances, end of year		<u>3,103</u>	
FUND BALANCE (GAAP), end of year		\$ <u>106,680</u>	

See accompanying independent auditors' report.



BOONE COUNTY, MISSOURI

ADMINISTRATION OF JUSTICE FUND—NONMAJOR FUND  
 SCHEDULE OF REVENUES, EXPENDITURES, AND  
 CHANGES IN FUND BALANCE—BUDGET AND ACTUAL (BUDGET BASIS)  
 YEAR ENDED DECEMBER 31, 2007

	Final Revised Budget	Actual	Variance with Final Budget Positive (Negative)
REVENUES			
Charges for services	\$ 21,000	19,666	(1,334)
Investment income	375	2,595	2,220
Total revenues	21,375	22,261	886
EXPENDITURES			
Supplies, services, and other charges	11,500	2,403	9,097
Total expenditures	11,500	2,403	9,097
REVENUES OVER (UNDER) EXPENDITURES	\$ 9,875	19,858	9,983
FUND BALANCE (GAAP), beginning of year		41,897	
FUND BALANCE (GAAP), end of year		\$ 61,755	

See accompanying independent auditors' report.

BOONE COUNTY, MISSOURI

NEIGHBORHOOD IMPROVEMENT DISTRICTS FUND—NONMAJOR FUND  
SCHEDULE OF REVENUES, EXPENDITURES, AND  
CHANGES IN FUND BALANCE—BUDGET AND ACTUAL (BUDGET BASIS)  
YEAR ENDED DECEMBER 31, 2007

	Final Revised Budget	Actual	Variance with Final Budget Positive (Negative)
REVENUES			
Investments	\$ -	3,191	3,191
Total revenues	-	3,191	3,191
EXPENDITURES			
Other services and charges	2,183,098	90,119	2,092,979
Total expenditures	2,183,098	90,119	2,092,979
REVENUES OVER (UNDER) EXPENDITURES	\$ (2,183,098)	(86,928)	2,096,170
FUND BALANCE (DEFICIT) (GAAP), beginning of year		(2,914)	
Add encumbrances, end of year		54,021	
FUND BALANCE (DEFICIT) (GAAP), end of year		\$ (35,821)	

See accompanying independent auditors' report.

BOONE COUNTY, MISSOURI

LAW LIBRARY FUND—NONMAJOR FUND  
SCHEDULE OF REVENUES, EXPENDITURES, AND  
CHANGES IN FUND BALANCE—BUDGET AND ACTUAL (BUDGET BASIS)  
YEAR ENDED DECEMBER 31, 2007

	Final Revised Budget	Actual	Variance with Final Budget Positive (Negative)
REVENUES			
Fines and forfeitures	\$ 23,121	23,121	-
Investment income	2,955	2,955	-
Total revenues	26,076	26,076	-
EXPENDITURES			
Supplies, services, and other charges	22,578	22,578	-
Total expenditures	22,578	22,578	-
REVENUES OVER (UNDER) EXPENDITURES	\$ 3,498	3,498	-
FUND BALANCE (GAAP), beginning of year		62,346	
FUND BALANCE (GAAP), end of year		\$ 65,844	

See accompanying independent auditors' report.

## BOONE COUNTY, MISSOURI

### DEBT SERVICE FUNDS

Debt Service Funds account for resources used for the payments of principal, interest, and other expenditures on long-term general and special obligation debt.

Debt Service Reserve Fund—To hold in trust the moneys required as a reserve for the 2003 Special Obligation Refunding and Improvement Bonds issued in the amount of \$5,240,000. These bonds were issued in 2003 to refund the Series 1993 Special Obligation Administration Building Bonds, for which the debt service reserve fund previously held moneys in trust. Financing for the bond issue is obtained through an annual appropriation for rental payments from the County. Payments of principal are required annually and interest payments required semi-annually until 2018. The moneys in this fund will be used to make the final payments on the bonds.

Series 2005 Special Obligation Bond—Taxable—To hold in trust the moneys required as a reserve for the bonds and to accumulate moneys for payment of the principal and interest on \$2,005,000 taxable special obligation bonds issued in 2005 for the purchase of land and buildings. Financing for the annual debt service requirements is primarily obtained through revenues received from lease of the land and buildings. Interest-only payments are required through 2007 with principal and interest payments required 2008 through 2014 followed by a final balloon payment in 2015.

Series 1998 Neighborhood Improvement District Bond Fund—Road—To accumulate moneys for payment of the principal and interest on \$355,000 general obligation neighborhood improvement bonds issued in 1998. Financing is obtained through fees paid by property owners within the neighborhood improvement district. Principal payments are required annually and interest payments are required semi-annually until 2008. The fees in excess of actual requirements are legally restricted to servicing this debt.

Series 2000A Neighborhood Improvement District Bond Fund—Sewer—To accumulate moneys for payment of the principal and interest on \$280,000 general obligation neighborhood improvement bonds issued in 2000. Financing is obtained through fees paid by property owners within the neighborhood improvement district. Principal payments are required annually and interest payments are required semi-annually until 2010. The fees in excess of actual requirements are legally restricted to servicing this debt.

Series 2000B Neighborhood Improvement District Bond Fund—Road—To accumulate moneys for payment of the principal and interest on \$184,000 general obligation neighborhood improvement bonds issued in 2000. Financing is obtained through fees paid by property owners within the neighborhood improvement district. Principal payments are required annually and interest payments are required semi-annually until 2010. The fees in excess of actual requirements are legally restricted to servicing this debt.

Series 2001 Neighborhood Improvement District Bond Fund—Road—To accumulate moneys for payment of the principal and interest on \$305,000 general obligation neighborhood improvement bonds issued in 2001. Financing is obtained through fees paid by property owners within the neighborhood improvement district. Principal payments are required annually and interest payments are required semi-annually until 2012. The fees in excess of actual requirements are legally restricted to servicing this debt.

Series 2006A Neighborhood Improvement District Bond Fund—Road—To accumulate moneys for payment of the principal and interest on \$182,000 general obligation neighborhood improvement bonds issued in 2006. Financing is obtained through fees paid by property owners within the neighborhood improvement district. Principal payments are required annually and interest payments are required semi-annually until 2016. The fees in excess of actual requirements are legally restricted to servicing this debt.

BOONE COUNTY, MISSOURI

COMBINING BALANCE SHEET  
NONMAJOR DEBT SERVICE FUNDS  
DECEMBER 31, 2007

	Debt Service Reserve	Series 2005	Series 1998	Series 2000A	Series 2000B	Series 2001	Series 2006A	Total
		Special Obligation Bond—Taxable	Neighborhood Improvement District Bond—Road	Neighborhood Improvement District Bond—Sewer	Neighborhood Improvement District Bond—Road	Neighborhood Improvement District Bond—Road	Neighborhood Improvement District Bond—Road	Nonmajor Debt Service Funds
ASSETS								
Investments	-	30,161	37,611	46,032	27,442	123,315	18,735	283,296
Accrued interest	-	90	118	246	125	732	2	1,313
Assessments receivable	-	-	16,581	75,354	52,286	88,286	154,222	386,729
Restricted assets:								
Cash and cash equivalents	524,000	205,328	-	1	1	-	2	729,332
Total assets	524,000	235,579	54,310	121,633	79,854	212,333	172,961	1,400,670
LIABILITIES AND FUND BALANCES								
Liabilities:								
Deferred revenue	-	3,865	3,153	54,709	41,422	77,476	150,265	330,890
Total liabilities	-	3,865	3,153	54,709	41,422	77,476	150,265	330,890
Fund balances:								
Reserved for debt service	524,000	231,714	51,157	66,924	38,432	134,857	22,696	1,069,780
Total fund balances	524,000	231,714	51,157	66,924	38,432	134,857	22,696	1,069,780
Total liabilities and fund balances	\$ 524,000	235,579	54,310	121,633	79,854	212,333	172,961	1,400,670

See accompanying independent auditors' report.

BOONE COUNTY, MISSOURI

COMBINING STATEMENT OF REVENUES, EXPENDITURES, AND CHANGES IN FUND BALANCES  
NONMAJOR DEBT SERVICE FUNDS  
YEAR ENDED DECEMBER 31, 2007

	Series 2005 Special Obligation Bond—Taxable	Series 1998 Neighborhood Improvement District Bond—Road	Series 2000A Neighborhood Improvement District Bond—Sewer	Series 2000B Neighborhood Improvement District Bond—Road	Series 2001 Neighborhood Improvement District Bond—Road	Series 2006A Neighborhood Improvement District Bond—Road	Total Nonmajor Debt Service Funds
REVENUES							
Assessments	\$ -	-	37,112	22,362	28,118	22,636	148,743
Investment income	-	9,814	2,196	1,198	5,966	172	20,415
Miscellaneous:							
Other	-	59,814	-	-	-	-	59,814
Total revenues	-	69,628	39,308	23,560	34,084	22,808	228,972
EXPENDITURES							
Principal retirement	-	-	30,000	20,000	30,000	18,000	138,000
Interest and fiscal charges	-	119,090	6,333	4,202	7,392	8,950	149,144
Total expenditures	-	119,090	36,333	24,202	37,392	26,950	287,144
REVENUES OVER (UNDER)	-	(49,462)	2,975	(642)	(3,308)	(4,142)	(58,172)
EXPENDITURES							
OTHER FINANCING SOURCES (USES)							
Transfers in	-	6,169	-	-	-	3,800	9,969
Total other financing sources (uses)	-	6,169	-	-	-	3,800	9,969
NET CHANGE IN FUND BALANCE	-	(43,293)	2,975	(642)	(3,308)	(342)	(48,203)
FUND BALANCES, beginning of year	524,000	275,007	63,949	39,074	138,165	23,038	1,117,983
FUND BALANCES, end of year	\$ 524,000	231,714	66,924	38,432	134,857	22,696	1,069,780

See accompanying independent auditors' report.

BOONE COUNTY, MISSOURI

SERIES 2005 SPECIAL OBLIGATION BOND FUND  
TAXABLE—NONMAJOR FUND  
SCHEDULE OF REVENUES, EXPENDITURES, AND  
CHANGES IN FUND BALANCE—BUDGET AND ACTUAL (BUDGET BASIS)  
YEAR ENDED DECEMBER 31, 2007

	Final Revised Budget	Actual	Variance with Final Budget Positive (Negative)
REVENUES			
Investment income	\$ -	9,814	9,814
Miscellaneous:			
Other	32,696	59,814	27,118
Total revenues	32,696	69,628	36,932
EXPENDITURES			
Interest and fiscal charges	119,592	119,090	502
Total expenditures	119,592	119,090	502
REVENUES OVER (UNDER) EXPENDITURES	(86,896)	(49,462)	27,620
OTHER FINANCING SOURCES (USES)			
Transfer in	10,000	6,169	3,831
REVENUES AND OTHER SOURCES OVER (UNDER) EXPENDITURES AND OTHER USES	\$ (76,896)	(43,293)	31,451
FUND BALANCE (GAAP), beginning of year		275,007	
FUND BALANCE (GAAP), end of year		\$ 231,714	

See accompanying independent auditors' report.

BOONE COUNTY, MISSOURI

SERIES 1998 NEIGHBORHOOD IMPROVEMENT DISTRICT BOND FUND  
ROAD—NONMAJOR FUND  
SCHEDULE OF REVENUES, EXPENDITURES, AND  
CHANGES IN FUND BALANCE—BUDGET AND ACTUAL (BUDGET BASIS)  
YEAR ENDED DECEMBER 31, 2007

	Final Revised Budget	Actual	Variance with Final Budget Positive (Negative)
REVENUES			
Assessments	\$ 35,839	38,515	2,676
Investment income	250	1,069	819
Total revenues	36,089	39,584	3,495
EXPENDITURES			
Principal retirement	40,000	40,000	-
Interest and fiscal charges	3,383	3,177	206
Total expenditures	43,383	43,177	206
REVENUES OVER (UNDER) EXPENDITURES	\$ <u>(7,294)</u>	(3,593)	<u>3,701</u>
FUND BALANCE (GAAP), beginning of year		<u>54,750</u>	
FUND BALANCE (GAAP), end of year		\$ <u>51,157</u>	

See accompanying independent auditors' report.



BOONE COUNTY, MISSOURI

SERIES 2000A NEIGHBORHOOD IMPROVEMENT DISTRICT BOND FUND  
SEWER—NONMAJOR FUND  
SCHEDULE OF REVENUES, EXPENDITURES, AND  
CHANGES IN FUND BALANCE—BUDGET AND ACTUAL (BUDGET BASIS)  
YEAR ENDED DECEMBER 31, 2007

	Final Revised Budget	Actual	Variance with Final Budget Positive (Negative)
REVENUES			
Assessments	\$ 31,347	37,112	5,765
Investment income	500	2,196	1,696
Total revenues	31,847	39,308	7,461
EXPENDITURES			
Principal retirement	30,000	30,000	-
Interest and fiscal charges	6,583	6,333	250
Total expenditures	36,583	36,333	250
REVENUES OVER (UNDER) EXPENDITURES	\$ (4,736)	2,975	7,711
FUND BALANCE (GAAP), beginning of year		63,949	
FUND BALANCE (GAAP), end of year		\$ 66,924	

See accompanying independent auditors' report.

BOONE COUNTY, MISSOURI

SERIES 2000B NEIGHBORHOOD IMPROVEMENT DISTRICT BOND FUND  
ROAD—NONMAJOR FUND  
SCHEDULE OF REVENUES, EXPENDITURES, AND  
CHANGES IN FUND BALANCE—BUDGET AND ACTUAL (BUDGET BASIS)  
YEAR ENDED DECEMBER 31, 2007

	Final Revised Budget	Actual	Variance with Final Budget Positive (Negative)
REVENUES			
Assessments	\$ 19,893	22,362	2,469
Investment income	250	1,198	948
Total revenues	20,143	23,560	3,417
EXPENDITURES			
Principal retirement	20,000	20,000	-
Interest and fiscal charges	4,452	4,202	250
Total expenditures	24,452	24,202	250
REVENUES OVER (UNDER) EXPENDITURES	\$ (4,309)	(642)	3,667
FUND BALANCE (GAAP), beginning of year		39,074	
FUND BALANCE (GAAP), end of year		\$ 38,432	

See accompanying independent auditors' report.

BOONE COUNTY, MISSOURI

SERIES 2001 NEIGHBORHOOD IMPROVEMENT DISTRICT BOND FUND  
ROAD—NONMAJOR FUND  
SCHEDULE OF REVENUES, EXPENDITURES, AND  
CHANGES IN FUND BALANCE—BUDGET AND ACTUAL (BUDGET BASIS)  
YEAR ENDED DECEMBER 31, 2007

	Final Revised Budget	Actual	Variance with Final Budget Positive (Negative)
REVENUES			
Assessments	\$ 27,871	28,118	247
Investment income	<u>1,250</u>	<u>5,966</u>	<u>4,716</u>
Total revenues	<u>29,121</u>	<u>34,084</u>	<u>4,963</u>
EXPENDITURES			
Principal retirement	30,000	30,000	-
Interest and fiscal charges	<u>7,631</u>	<u>7,392</u>	<u>239</u>
Total expenditures	<u>37,631</u>	<u>37,392</u>	<u>239</u>
REVENUES OVER (UNDER) EXPENDITURES	\$ <u><u>(8,510)</u></u>	(3,308)	<u><u>5,202</u></u>
FUND BALANCE (GAAP), beginning of year		<u>138,165</u>	
FUND BALANCE (GAAP), end of year		\$ <u><u>134,857</u></u>	

See accompanying independent auditors' report.

BOONE COUNTY, MISSOURI

SERIES 2006A NEIGHBORHOOD IMPROVEMENT DISTRICT BOND FUND  
ROAD—NONMAJOR FUND  
SCHEDULE OF REVENUES, EXPENDITURES, AND  
CHANGES IN FUND BALANCE—BUDGET AND ACTUAL (BUDGET BASIS)  
YEAR ENDED DECEMBER 31, 2007

	Final Revised Budget	Actual	Variance with Final Budget Positive (Negative)
REVENUES			
Assessments	\$ 21,753	22,636	883
Investment income	100	172	72
Total revenues	21,853	22,808	955
EXPENDITURES			
Principal retirement	18,000	18,000	-
Interest and fiscal charges	9,082	8,950	132
Total expenditures	27,082	26,950	132
REVENUES OVER (UNDER) EXPENDITURES	(5,229)	(4,142)	1,087
OTHER FINANCING SOURCES (USES)			
Transfer in	3,800	3,800	-
REVENUES AND OTHER SOURCES OVER (UNDER) EXPENDITURES AND OTHER USES	\$ (1,429)	(342)	1,087
FUND BALANCE (GAAP), beginning of year		23,038	
FUND BALANCE (GAAP), end of year		\$ 22,696	

See accompanying independent auditors' report.



## **BOONE COUNTY, MISSOURI**

### **CAPITAL PROJECTS FUNDS**

Capital Projects Funds account for the receipt and disbursement of resources for the purpose of constructing or buying major capital assets.

Courthouse Expansion Fund—To account for the resources used in the planning and building of renovations to the Boone County Courthouse.

Government Center/Johnson Building Construction—To account for the resources used in the planning, renovating, and expanding of the Government Center and/or Johnson Building.

City/County Health Facility—To account for the resources used in the planning, renovating, and expanding of the City/County Health Facility.

General Capital Fund—To account for other miscellaneous capital projects of the County.

One-Fifth Cent Sales Tax Capital Improvement Fund—To account for the resources and expenditures of the voter-approved three-year one-fifth cent sales tax for the Courthouse Expansion, Government Center improvements, and other related projects. This is a major fund; therefore, it is also included in the Basic Financial Statements.

BOONE COUNTY, MISSOURI  
COMBINING BALANCE SHEET  
NONMAJOR CAPITAL PROJECT FUNDS  
DECEMBER 31, 2007

	Courthouse Expansion	Government Center/ Johnson Bldg Construction	City/County Health Facility	General Capital	Total Nonmajor Capital Project Funds
<b>ASSETS</b>					
Investments	\$ 171,267	93,248	29,003	-	293,518
Accrued interest	1,148	618	284	-	2,050
Restricted assets:					
Cash and cash equivalents	-	616,336	279,184	-	895,520
Total assets	<u>172,415</u>	<u>710,202</u>	<u>308,471</u>	<u>-</u>	<u>1,191,088</u>
<b>LIABILITIES AND FUND BALANCES</b>					
Liabilities:	-	-	-	-	-
Total liabilities	<u>-</u>	<u>-</u>	<u>-</u>	<u>-</u>	<u>-</u>
Fund balances:					
Reserved for capital projects	-	616,336	279,184	-	895,520
Undesignated	172,415	93,866	29,287	-	295,568
Total fund balances	<u>172,415</u>	<u>710,202</u>	<u>308,471</u>	<u>-</u>	<u>1,191,088</u>
Total liabilities and fund balances	\$ <u>172,415</u>	<u>710,202</u>	<u>308,471</u>	<u>-</u>	<u>1,191,088</u>

See accompanying independent auditors' report.

BOONE COUNTY, MISSOURI

COMBINING STATEMENT OF REVENUES, EXPENDITURES, AND CHANGES IN FUND BALANCES  
NONMAJOR CAPITAL PROJECT FUNDS  
YEAR ENDED DECEMBER 31, 2007

	Courthouse Expansion	Government Center/ Johnson Bldg Construction	City/County Health Facility	General Capital	Total Nonmajor Capital Project Funds
REVENUES					
Investment income	\$ 9,404	30,088	17,567	-	57,059
Total revenues	9,404	30,088	17,567	-	57,059
EXPENDITURES					
Capital outlay	7,394	-	139,203	685,127	831,724
Total expenditures	7,394	-	139,203	685,127	831,724
REVENUES OVER (UNDER) EXPENDITURES	2,010	30,088	(121,636)	(685,127)	(774,665)
OTHER FINANCING SOURCES (USES)					
Transfers in	-	-	-	685,127	685,127
Total other financing sources (uses)	-	-	-	685,127	685,127
REVENUES AND OTHER SOURCES OVER (UNDER) EXPENDITURES AND OTHER USES	2,010	30,088	(121,636)	-	(89,538)
FUND BALANCES, beginning of year	170,405	680,114	430,107	-	1,280,626
FUND BALANCES, end of year	\$ 172,415	710,202	308,471	-	1,191,088

See accompanying independent auditors' report.



BOONE COUNTY, MISSOURI

COURTHOUSE EXPANSION FUND—NONMAJOR FUND  
SCHEDULE OF REVENUES, EXPENDITURES, AND  
CHANGES IN FUND BALANCE—BUDGET AND ACTUAL (BUDGET BASIS)  
YEAR ENDED DECEMBER 31, 2007

	Final Revised Budget	Actual	Variance with Final Budget Positive (Negative)
REVENUES			
Investment income	\$ -	9,404	9,404
Total revenues	-	9,404	9,404
EXPENDITURES			
Capital outlay	7,395	7,394	1
Total expenditures	7,395	7,394	1
REVENUES OVER (UNDER) EXPENDITURES	\$ (7,395)	2,010	9,405
FUND BALANCE (GAAP), beginning of year		170,405	
FUND BALANCE (GAAP), end of year		\$ 172,415	

See accompanying independent auditors' report.

BOONE COUNTY, MISSOURI

GOVERNMENT CENTER/JOHNSON BUILDING CONSTRUCTION FUND—NONMAJOR FUND  
 SCHEDULE OF REVENUES, EXPENDITURES, AND  
 CHANGES IN FUND BALANCE—BUDGET AND ACTUAL (BUDGET BASIS)  
 YEAR ENDED DECEMBER 31, 2007

	Final Revised Budget	Actual	Variance with Final Budget Positive (Negative)
REVENUES			
Investment income	\$ -	30,088	30,088
Total revenues	-	30,088	30,088
EXPENDITURES	-	-	-
Total expenditures	-	-	-
REVENUES OVER (UNDER) EXPENDITURES	\$ -	30,088	30,088
FUND BALANCE (GAAP), beginning of year		680,114	
FUND BALANCE (GAAP), end of year		\$ 710,202	

See accompanying independent auditors' report.

BOONE COUNTY, MISSOURI

CITY/COUNTY HEALTH FACILITY—NONMAJOR FUND  
SCHEDULE OF REVENUES, EXPENDITURES, AND  
CHANGES IN FUND BALANCE—BUDGET AND ACTUAL (BUDGET BASIS)  
YEAR ENDED DECEMBER 31, 2007

	Final Revised Budget	Actual	Variance with Final Budget Positive (Negative)
REVENUES			
Investment income	\$ -	17,567	17,567
Total revenues	-	17,567	17,567
EXPENDITURES			
Capital outlay	139,204	139,203	1
Total expenditures	139,204	139,203	1
REVENUES OVER (UNDER) EXPENDITURES	\$ (139,204)	(121,636)	17,568
FUND BALANCE (GAAP), beginning of year		430,107	
FUND BALANCE (GAAP), end of year		\$ 308,471	

See accompanying independent auditors' report.

BOONE COUNTY, MISSOURI

GENERAL CAPITAL FUND—NONMAJOR FUND  
SCHEDULE OF REVENUES, EXPENDITURES, AND  
CHANGES IN FUND BALANCE—BUDGET AND ACTUAL (BUDGET BASIS)  
YEAR ENDED DECEMBER 31, 2007

	Final Revised Budget	Actual	Variance with Final Budget Positive (Negative)
REVENUES	\$ -	-	-
Total revenues	-	-	-
EXPENDITURES			
Capital outlay	685,500	685,127	373
Total expenditures	685,500	685,127	373
REVENUES OVER (UNDER) EXPENDITURES	(685,500)	(685,127)	373
OTHER FINANCING SOURCES (USES)			
Transfers in	685,500	685,127	(373)
REVENUES AND OTHER SOURCES OVER (UNDER) EXPENDITURES AND OTHER USES	\$ -	-	-
FUND BALANCE (GAAP), beginning of year		-	
FUND BALANCE (GAAP), end of year		\$ -	

See accompanying independent auditors' report.

BOONE COUNTY, MISSOURI

ONE-FIFTH CENT SALES TAX CAPITAL IMPROVEMENT FUND—MAJOR FUND  
 SCHEDULE OF REVENUES, EXPENDITURES, AND  
 CHANGES IN FUND BALANCE—BUDGET AND ACTUAL (BUDGET BASIS)  
 YEAR ENDED DECEMBER 31, 2007

	Final Revised Budget	Actual	Variance with Final Budget Positive (Negative)
REVENUES			
Sales taxes	\$ 4,850,000	4,626,163	(223,837)
Investment income	-	260,782	260,782
Total revenues	4,850,000	4,886,945	36,945
EXPENDITURES			
Capital outlay	9,585,000	1,180,511	8,404,489
Total expenditures	9,585,000	1,180,511	8,404,489
REVENUES OVER (UNDER) EXPENDITURES	\$ (4,735,000)	3,706,434	8,441,434
FUND BALANCE (GAAP), beginning of year		3,382,586	
FUND BALANCE (GAAP), end of year		\$ 7,089,020	

See accompanying independent auditors' report.

## **BOONE COUNTY, MISSOURI**

### **INTERNAL SERVICE FUNDS**

Internal service funds are used to account for the financing of goods or services provided by one department or agency to other departments or agencies of the government and to other government units on a cost reimbursement basis.

Self-insured Health Plan Fund—Accounts for operations of the self-insured health plan for County employees.

Self-insured Dental Plan Fund—Accounts for operations of the self-insured dental plan for County employees.

Self-insured Workers' Compensation Fund—Accounts for operations of the self-insured workers' compensation plan for County Employees.

Facilities and Grounds Fund—Accounts for the operations of the Facilities Maintenance and Housekeeping Departments. Operating revenues are derived from all internal service charges to County departments based on square footage occupied.

Building and Grounds Capital Repair and Replacement Fund—Provides for the accumulation of resources to be used for major repairs and replacements for County-owned buildings. The resources are derived from an annual internal service charge to departments based on square footage occupied.

Utilities Fund—Accounts for building utilities for the Government Center, Johnson Building, Courthouse, 607 East Ash, and the County-owned space in the Centralia Clinic.

BOONE COUNTY, MISSOURI

COMBINING STATEMENT OF NET ASSETS  
INTERNAL SERVICE FUNDS  
DECEMBER 31, 2007

	Self-Insured Health Plan	Self-Insured Dental Plan	Self-Insured Workers' Comp	Facilities and Grounds	Bldg/Grnd Capital R & R	Utilities	Total
<b>ASSETS</b>							
Current assets:							
Investments	\$ 2,085,528	102,670	672,702	353,601	176,422	176,586	3,567,509
Accrued interest	16,702	798	4,860	3,105	5,421	1,599	32,485
Accounts receivable	9,128	30	12	1,200	1,171,798	-	1,182,168
Due from other funds	4,750	356	-	-	-	-	5,106
Total current assets	2,116,108	103,854	677,574	357,906	1,353,641	178,185	4,787,268
Restricted Assets:							
Investments	-	-	205,384	-	-	-	205,384
Noncurrent assets:							
Capital assets, net	-	-	-	56,616	-	-	56,616
Total assets	2,116,108	103,854	882,958	414,522	1,353,641	178,185	5,049,268
<b>LIABILITIES</b>							
Current liabilities:							
Accounts payable	-	90	3,947	28,898	147,733	33,117	213,785
Wages payable	-	-	-	11,143	-	-	11,143
Compensated absences	-	-	-	16,855	-	-	16,855
Accrued liabilities	-	-	-	1,176	-	-	1,176
Estimated liability for claims incurred but not paid	166,897	30,751	257,586	-	-	-	455,234
Due to other funds	-	-	-	-	897	-	897
Total liabilities	166,897	30,841	261,533	58,072	148,630	33,117	699,090
<b>NET ASSETS</b>							
Invested in capital assets	-	-	-	56,616	-	-	56,616
Restricted	-	-	205,384	-	-	-	205,384
Unrestricted	1,949,211	73,013	416,041	299,834	1,205,011	145,068	4,088,178
Total net assets	\$ 1,949,211	73,013	621,425	356,450	1,205,011	145,068	4,350,178

See accompanying independent auditors' report.

BOONE COUNTY, MISSOURI

COMBINING STATEMENT OF REVENUES, EXPENSES, AND  
CHANGES IN FUND NET ASSETS—INTERNAL SERVICE FUNDS  
YEAR ENDED DECEMBER 31, 2007

	Self-Insured Health Plan	Self-Insured Dental Plan	Self-Insured Workers' Comp	Facilities and Grounds	Bldg/Grnd Capital R & R	Utilities	Total
<b>OPERATING REVENUES</b>							
Charges for services	\$ 2,280,719	189,138	529,135	944,184	184,374	360,110	4,487,660
Miscellaneous	13,213	-	7,320	50	-	-	20,583
Total operating revenues	2,293,932	189,138	536,455	944,234	184,374	360,110	4,508,243
<b>OPERATING EXPENSES</b>							
Salaries and employee benefits	-	-	52	573,195	-	-	573,247
Supplies, services, and other charges	-	-	170,261	320,610	1,617,860	351,343	2,460,074
Claims expense	1,799,720	167,324	243,464	-	-	-	2,210,508
Professional services	29,400	-	80	-	43,855	-	73,335
Administrative fees	236,765	14,357	86,654	-	-	-	337,776
Capital outlay	-	-	-	8,736	-	-	8,736
Depreciation	-	-	-	5,545	-	-	5,545
Total operating expenses	2,065,885	181,681	500,511	908,086	1,661,715	351,343	5,669,221
Operating income (loss)	228,047	7,457	35,944	36,148	(1,477,341)	8,767	(1,160,978)
<b>NONOPERATING REVENUES (EXPENSES)</b>							
Insurance proceeds	-	-	-	-	1,212,262	-	1,212,262
Miscellaneous	-	-	-	9,035	-	-	9,035
Investment income	144,654	7,380	50,894	21,263	58,300	12,708	295,199
Total nonoperating revenues (expenses)	144,654	7,380	50,894	30,298	1,270,562	12,708	1,516,496
Change in net assets	372,701	14,837	86,838	66,446	(206,779)	21,475	355,518
NET ASSETS, beginning of year	1,576,510	58,176	534,587	290,004	1,411,790	123,593	3,994,660
NET ASSETS, end of year	\$ 1,949,211	73,013	621,425	356,450	1,205,011	145,068	4,350,178

See accompanying independent auditors' report.



BOONE COUNTY, MISSOURI

COMBINING STATEMENT OF CASH FLOWS  
INTERNAL SERVICE FUNDS  
YEAR ENDED DECEMBER 31, 2007

	Self-Insured Health Plan	Self-Insured Dental Plan	Self-Insured Workers' Comp	Facilities and Grounds	Bldg/Gmnd Capital R & R	Utilities	Total
<b>CASH FLOWS FROM OPERATING ACTIVITIES</b>							
Receipts from customers	\$ 2,395,057	194,006	561,979	943,384	188,274	360,110	4,642,810
Other operating cash receipts	-	-	-	50	-	-	50
Payments to employees	-	-	(52)	(574,745)	-	-	(574,797)
Payments to suppliers for goods and services	(2,009,981)	(155,476)	(346,711)	(310,900)	(1,513,084)	(347,734)	(4,683,886)
Net cash provided by (used in) operating activities	385,076	38,530	215,216	57,789	(1,324,810)	12,376	(615,823)
<b>CASH FLOWS FROM CAPITAL AND RELATED FINANCING ACTIVITIES</b>							
Purchase of capital assets	-	-	-	(24,580)	-	-	(24,580)
Insurance proceeds	-	-	-	-	359,290	-	359,290
Net cash provided by (used in) capital and related financing activities	-	-	-	(24,580)	359,290	-	334,710
<b>CASH FLOWS FROM INVESTING ACTIVITIES</b>							
Proceeds from sales and maturities of investments	2,086,599	161,663	569,303	929,606	1,559,625	357,136	5,663,932
Purchase of investments	(2,607,458)	(207,130)	(832,991)	(982,443)	(651,147)	(381,450)	(5,662,619)
Interest	135,783	6,937	48,472	19,628	57,042	11,938	279,800
Net cash provided by (used in) investing activities	(385,076)	(38,530)	(215,216)	(33,209)	965,520	(12,376)	281,113
<b>Net increase (decrease) in cash and cash equivalents</b>	-	-	-	-	-	-	-
<b>Cash and cash equivalents, beginning of year</b>	-	-	-	-	-	-	-
<b>Cash and cash equivalents, end of year</b>	-	-	-	-	-	-	-
<b>Reconciliation of operating income (loss) to net cash provided by (used in) operating activities:</b>							
Operating income (loss)	228,047	7,457	35,944	36,148	(1,477,341)	8,767	(1,160,978)
Depreciation	-	-	-	5,545	-	-	5,545
Change in assets and liabilities:							
Decrease (increase) in receivables	101,125	4,868	25,524	(800)	3,900	-	134,617
Increase (decrease) in accounts payable	55,904	26,205	153,748	18,500	148,631	3,609	406,597
Increase (decrease) in wages payable	-	-	-	(748)	-	-	(748)
Increase (decrease) in accrued liabilities	-	-	-	(54)	-	-	(54)
Increase (decrease) in compensated absences	-	-	-	(802)	-	-	(802)
Net cash provided by (used in) operating activities	385,076	38,530	215,216	57,789	(1,324,810)	12,376	(615,823)
<b>Noncash investing, capital, and financing activities:</b>							
Net appreciation (depreciation) in value of investments reported at fair value (not classified as cash equivalents)	(2,429)	(223)	(771)	457	(2,488)	(439)	(5,893)

See accompanying independent auditors' report.

## BOONE COUNTY, MISSOURI

### FIDUCIARY FUNDS

**Private Purpose Trust Funds** are used to account for all other trust arrangements under which principal and income benefit individuals, private organizations, or other governments.

George Spencer Trust Fund—To account for interest earned on an initial principal deposit. Upon proper authorization, academic scholarships will be awarded from the interest earned.

Union Cemetery Trust Fund—To account for moneys held in trust by the County for the maintenance of Union Cemetery.

Rocky Fork Cemetery Trust Fund—To account for moneys held in trust by the County for the maintenance of Rocky Fork Cemetery.

**Agency Funds** account for moneys and properties held by the County as a trustee, custodian, or agent for individuals, for other governmental units, or for private organizations.

Special Taxing Districts Funds—To account for the moneys held on behalf of various taxing entities. Property taxes and other revenues billed and collected by the County on their behalf are recorded in a special taxing district fund. These moneys are invested by the County Treasurer and transferred to the entity upon request.

Fee Office Funds—To account for the collection and distribution of various fees, taxes, and other revenues.

Collector- To account for all property taxes collected in the County and the subsequent distribution to the various taxing entities.

Circuit Clerk - To account for all fees collected by the Circuit Clerk and the subsequent distribution of those fees to the State, County, or other entities.

#### Other Agency Funds:

County Public Schools Fund—To account for fines and forfeitures collected by the circuit court and remitted to all County schools once a year based on the percentage of enrollment in the County.

Criminal Costs Fund—To account for court costs of indigents reimbursed by the state to the County Treasurer. These moneys are then remitted to those parties originally incurring the costs.

Tax Sales Excess Fund—To account for excess proceeds from property sold by the County over the tax liability owed. These moneys must be kept for 20 years and, if not claimed, are then remitted to County schools.

Special Election Fund—To account for moneys collected from taxing entities for election costs and the disbursements made in regard to those elections. Any moneys collected in excess of costs are to be remitted back to the taxing entities.

## **BOONE COUNTY, MISSOURI**

### **FIDUCIARY FUNDS – Continued**

#### Other Agency Funds (Continued):

Unclaimed Fees Fund—To account for old outstanding checks and unclaimed deposits maintained by the County Treasurer for one year after which time the moneys are transferred to the General Fund.

Sheriff's Inmate Fund—To account for moneys held by the County on behalf of inmates.

Boone County Cafeteria Plan Fund—To account for the moneys received and disbursed pursuant to the County's employee benefits cafeteria plan.

County Employee Retirement Fund—To account for the moneys collected and disbursed to the County Employee Retirement Fund (CERF). Pursuant to legislation enacted in August 1994, special fees are collected by various County offices and recorded in this fund, together with employee contributions. The moneys are subsequently transferred to the statewide fund, CERF, where they are invested. The plan is administered by a governing Board of Directors.

Boone County Juvenile Restitution Fund—To account for moneys collected from juveniles as restitution payments and the subsequent disbursement of those moneys to the rightful recipients.

Out of County Cash Bonds—To account for bond moneys collected at the Boone County Jail pertaining to other counties' outstanding warrants. The moneys are deposited with the Boone County Treasurer who then disperses the moneys to the appropriate jurisdiction.

Victim Restitution Fund—To account for restitution moneys collected from defendants prior to the disposition of their case.

Other Entity Funds—To account for the moneys held by the County Treasurer and invested on behalf of the following entities: Health Facility Condo Board; the Soil and Water District; the Boone Retirement Center; the Extension Council; the Callahan Watershed District; and the Industrial Development Authority.

BOONE COUNTY, MISSOURI

COMBINING STATEMENT OF FIDUCIARY NET ASSETS  
PRIVATE-PURPOSE TRUST FUNDS  
DECEMBER 31, 2007

	George Spencer Trust Fund	Union Cemetery Trust Fund	Rocky Fork Cemetery Trust Fund	Total
ASSETS				
Current assets:				
Investments	\$ 33,731	7,870	80,091	121,692
Accrued interest	224	52	493	769
Total assets	<u>33,955</u>	<u>7,922</u>	<u>80,584</u>	<u>122,461</u>
NET ASSETS				
Held in trust	<u>33,955</u>	<u>7,922</u>	<u>80,584</u>	<u>122,461</u>
Total net assets	\$ <u><u>33,955</u></u>	<u><u>7,922</u></u>	<u><u>80,584</u></u>	<u><u>122,461</u></u>

See accompanying independent auditors' report.

BOONE COUNTY, MISSOURI

COMBINING STATEMENT OF CHANGES IN FIDUCIARY NET ASSETS  
PRIVATE-PURPOSE TRUST FUNDS  
YEAR ENDED DECEMBER 31, 2007

	George Spencer Trust Fund	Union Cemetery Trust Fund	Rocky Fork Cemetery Trust Fund	Total
ADDITIONS				
Contributions	\$ -	50	79,078	79,128
Investment income	1,730	397	2,166	4,293
Total additions	<u>1,730</u>	<u>447</u>	<u>81,244</u>	<u>83,421</u>
DEDUCTIONS				
Scholarships	1,493	-	-	1,493
Supplies, services, and other charges	-	-	660	660
Total deductions	<u>1,493</u>	<u>-</u>	<u>660</u>	<u>2,153</u>
Change in net assets	237	447	80,584	81,268
NET ASSETS, beginning of year	<u>33,718</u>	<u>7,475</u>	<u>-</u>	<u>41,193</u>
NET ASSETS, end of year	\$ <u><u>33,955</u></u>	<u><u>7,922</u></u>	<u><u>80,584</u></u>	<u><u>122,461</u></u>

See accompanying independent auditors' report.

BOONE COUNTY, MISSOURI

COMBINING STATEMENT OF FIDUCIARY NET ASSETS  
AGENCY FUNDS  
DECEMBER 31, 2007

	Special Taxing Districts	Collector	Circuit Clerk	Other	Total
<b>ASSETS</b>					
Current assets:					
Cash and cash equivalents	\$ 5,539	22,076,842	558,764	5,138	22,646,283
Investments	9,014,553	80,243,365	310,470	1,285,306	90,853,694
Accrued interest	64,764	71,790	-	10,598	147,152
Accounts receivable	-	-	-	814	814
Property taxes receivable	-	19,248,325	-	-	19,248,325
Due from others	-	190,080	-	54,559	244,639
Total assets	<u>9,084,856</u>	<u>121,830,402</u>	<u>869,234</u>	<u>1,356,415</u>	<u>133,140,907</u>
<b>LIABILITIES</b>					
Accounts payable	-	485,535	-	237	485,772
Due to other political subdivisions	9,084,856	121,344,867	869,234	1,356,178	132,655,135
Total liabilities	<u>9,084,856</u>	<u>121,830,402</u>	<u>869,234</u>	<u>1,356,415</u>	<u>133,140,907</u>

See accompanying independent auditors' report.

BOONE COUNTY, MISSOURI

COMBINING STATEMENT OF CHANGES IN ASSETS AND LIABILITIES  
 AGENCY FUNDS  
 YEAR ENDED DECEMBER 31, 2007

	Balance January 1, 2007	Additions	Deductions	Balance December 31, 2007
<b>TOTALS ALL AGENCY FUNDS</b>				
Assets:				
Cash and cash equivalents	\$ 14,733,653	35,662,446	27,749,816	22,646,283
Investments	89,408,402	191,867,858	190,422,566	90,853,694
Accrued interest	77,415	292,010	222,273	147,152
Accounts receivable	81,621	814	81,621	814
Property taxes receivable	20,334,688	70,976,909	72,063,272	19,248,325
Due from others	233,686	826,732	815,779	244,639
Total assets	<u>124,869,465</u>	<u>299,626,769</u>	<u>291,355,327</u>	<u>133,140,907</u>
Liabilities:				
Accounts payable	216,868	108,814,063	108,545,159	485,772
Due to other political subdivisions	124,652,597	190,602,807	182,600,269	132,655,135
Total liabilities	<u>\$ 124,869,465</u>	<u>299,416,870</u>	<u>291,145,428</u>	<u>133,140,907</u>

(Continued)

BOONE COUNTY, MISSOURI

COMBINING STATEMENT OF CHANGES IN ASSETS AND LIABILITIES  
 AGENCY FUNDS  
 YEAR ENDED DECEMBER 31, 2007  
 (Continued)

	Balance January 1, 2007	Additions	Deductions	Balance December 31, 2007
<b>SPECIAL TAXING DISTRICTS</b>				
Assets:				
Cash and cash equivalents	\$ 7,276	4,463,303	4,465,040	5,539
Investments	7,404,685	13,305,914	11,696,046	9,014,553
Accrued interest	32,250	139,880	107,366	64,764
Total assets	<u>7,444,211</u>	<u>17,909,097</u>	<u>16,268,452</u>	<u>9,084,856</u>
Liabilities:				
Due to other political subdivisions	7,444,211	17,699,198	16,058,553	9,084,856
Total liabilities	<u>7,444,211</u>	<u>17,699,198</u>	<u>16,058,553</u>	<u>9,084,856</u>
<b>FEE OFFICES—CIRCUIT CLERK</b>				
Assets:				
Cash and cash equivalents	732,009	6,684,279	6,857,524	558,764
Investments	310,334	26,801	26,665	310,470
Accounts receivable	53,789	-	53,789	-
Total assets	<u>1,096,132</u>	<u>6,711,080</u>	<u>6,937,978</u>	<u>869,234</u>
Liabilities:				
Due to other political subdivisions	1,096,132	6,711,080	6,937,978	869,234
Total liabilities	<u>\$ 1,096,132</u>	<u>6,711,080</u>	<u>6,937,978</u>	<u>869,234</u>

(Continued)



BOONE COUNTY, MISSOURI

COMBINING STATEMENT OF CHANGES IN ASSETS AND LIABILITIES  
 AGENCY FUNDS  
 YEAR ENDED DECEMBER 31, 2007  
 (Continued)

	Balance January 1, 2007	Additions	Deductions	Balance December 31, 2007
<b>FEE OFFICES—COLLECTOR</b>				
Assets:				
Cash and cash equivalents	\$ 13,986,603	23,726,704	15,636,465	22,076,842
Investments	80,203,384	175,600,030	175,560,049	80,243,365
Accrued interest	38,494	129,380	96,084	71,790
Property taxes receivable	20,334,688	70,976,909	72,063,272	19,248,325
Due from others	107,919	772,173	690,012	190,080
Total assets	<u>114,671,088</u>	<u>271,205,196</u>	<u>264,045,882</u>	<u>121,830,402</u>
Liabilities:				
Accounts payable	146,172	108,204,135	107,864,772	485,535
Due to other political subdivisions	<u>114,524,916</u>	<u>163,001,061</u>	<u>156,181,110</u>	<u>121,344,867</u>
Total liabilities	<u>\$ 114,671,088</u>	<u>271,205,196</u>	<u>264,045,882</u>	<u>121,830,402</u>


(Continued)

BOONE COUNTY, MISSOURI

COMBINING STATEMENT OF CHANGES IN ASSETS AND LIABILITIES  
 AGENCY FUNDS  
 YEAR ENDED DECEMBER 31, 2007  
 (Continued)

	Balance January 1, 2007	Additions	Deductions	Balance December 31, 2007
OTHER AGENCY FUNDS				
Assets:				
Cash and cash equivalents	\$ 7,765	788,160	790,787	5,138
Investments	1,489,999	2,935,113	3,139,806	1,285,306
Accrued interest	6,671	22,750	18,823	10,598
Accounts receivable	27,832	814	27,832	814
Due from others	125,767	54,559	125,767	54,559
Total assets	<u>1,658,034</u>	<u>3,801,396</u>	<u>4,103,015</u>	<u>1,356,415</u>
Liabilities:				
Accounts payable	70,696	609,928	680,387	237
Due to other political subdivisions	1,587,338	3,191,468	3,422,628	1,356,178
Total liabilities	<u>\$ 1,658,034</u>	<u>3,801,396</u>	<u>4,103,015</u>	<u>1,356,415</u>

See accompanying independent auditors' report.



## STATISTICAL SECTION (Unaudited)

This section of the comprehensive annual financial report presents detailed information as a context for understanding the financial statements, note disclosures, required supplementary information, and other supplementary information. This section is intended to aid the reader in drawing conclusions about the County's overall financial health.

### Table Page

#### ***Financial Trends Information***

These schedules contain trend information to help the reader understand how the County's financial performance and well-being have changed over time:

Net Assets by Component	1	144
Changes in Net Assets	2	145
Fund Balances of Governmental Funds	3	146
Changes in Fund Balances of Governmental Funds	4	147

#### ***Revenue Capacity Information***

These schedules contain information to help the reader assess the factors affecting the County's ability to generate its primary revenue source, sales tax:

Taxable Sales by Category	5	148
Direct and Overlapping Sales Tax Rates—County and State	6	149
Overlapping Sales Tax Rates—County, State, and Citites	7	150

#### ***Debt Capacity Information***

These schedules present information to help the reader assess the affordability of the County's current levels of outstanding debt and the County's ability to issue additional debt in the future:

Ratios of Outstanding Debt by Type	8	151
Ratios of General Bonded Debt Outstanding	9	152
Legal Debt Margin	10	153
Pledged-Revenue Coverage	11	154

#### ***Demographic and Economic Information***

These schedules offer demographic and economic indicators to help the reader understand the environment within which the County's financial activities take place and to help make comparisons over time and with other governments:

Demographic and Economic Statistics	12	155
Principal Employers	13	156

#### ***Operating Information***

These schedules contain information about the County's operations and resources to help the reader understand how the County's financial information relates to the services the County provides and the activities it performs:

Full-Time Equivalent County Employees by Function	14	157
Operating Indicators by Function	15	158
Capital Asset Statistics by Function	16	159

TABLE 1

## BOONE COUNTY, MISSOURI

## NET ASSETS BY COMPONENT

## LAST FIVE FISCAL YEARS

*(accrual basis of accounting)*

	Fiscal Year				
	<u>2003</u>	<u>2004</u>	<u>2005</u>	<u>2006</u>	<u>2007</u>
Governmental Activities					
Invested in capital assets, net of related debt	\$ 33,367,459	38,159,971	39,783,056	86,587,212 *	84,283,160
Restricted	10,971,616	7,962,221	12,532,993	18,182,305	23,598,191
Unrestricted	9,140,402	11,934,864	11,547,276	10,603,858	10,597,314
Total governmental activities net assets	<u>53,479,477</u>	<u>58,057,056</u>	<u>63,863,325</u>	<u>115,373,375</u>	<u>118,478,665</u>
 Total primary government net assets	 \$ <u>53,479,477</u>	 <u>58,057,056</u>	 <u>63,863,325</u>	 <u>115,373,375</u>	 <u>118,478,665</u>

\* GASB Statement No. 34 included retrospective reporting requirements for infrastructure, effective FY2007. Accordingly, the County has restated FY2006 net assets for this table; the total has been increased by \$43,259,594.

## Notes:

The County does not operate business type activities. As a result, the amounts presented above for governmental activities represent those for the primary government as a whole.

The County implemented GASB Statement 34 in 2003. Therefore, information prior to 2003 is not available.

TABLE 2

## BOONE COUNTY, MISSOURI

CHANGES IN NET ASSETS  
LAST FIVE FISCAL YEARS  
(accrual basis of accounting)

	Fiscal Year				
	2003	2004	2005	2006	2007
<b>Expenses</b>					
Governmental activities:					
Policy and administration	\$ 6,024,342	6,776,220	6,520,149	8,235,033	8,351,758
Law enforcement and judicial	14,861,271	15,218,767	15,556,658	16,452,287	18,355,489
Environment, public buildings, and infrastructure	10,636,282	10,216,603	11,331,430	13,178,130	19,846,910
Community health and public services	1,197,204	1,112,171	1,232,866	1,171,702	1,316,693
Economic vitality	66,000	66,000	67,875	66,000	66,000
Beautification and recreation	27,291	36,819	39,842	41,008	42,141
Protective inspection	823,532	895,051	1,047,305	1,039,597	1,082,119
Interest and fiscal charges	401,632	191,180	320,576	284,280	277,262
Total primary government expenses	34,037,554	34,512,811	36,116,701	40,468,037	49,338,372
<b>Program Revenues</b>					
Governmental activities:					
Charges for services:					
Policy and administration	3,513,267	3,461,172	3,588,425	3,941,928	3,881,039
Law enforcement and judicial	1,504,558	1,451,692	1,580,250	1,660,417	1,702,664
Environment, public buildings, and infrastructure	16,275	11,964	283,553	625,299	139,191
Protective inspection	255,236	267,983	319,135	319,633	265,379
Other	200	32,079	36,951	34,355	35,258
Operating grants and contributions:	4,248,591	4,138,405	4,079,444	4,174,709	4,664,023
Capital grants and contributions:	1,136,706	537,212	96,000	2,306,349	1,049,328
Total primary government program revenues	10,674,833	9,900,507	9,983,758	13,062,690	11,736,882
<b>Net (Expense)/Revenue</b>					
Total primary government net expense	(23,362,721)	(24,612,304)	(26,132,943)	(27,405,347)	(37,601,490)
<b>General Revenues and Other Changes in Net Assets</b>					
Governmental Activities:					
Property taxes	3,149,292	3,139,387	3,467,469	3,900,415	4,052,018
Sales Taxes	22,830,022	23,873,177	25,452,011	27,751,933	31,463,171
Franchise and other taxes	164,694	175,724	193,172	213,759	222,558
Investment revenue	220,320	256,721	660,643	1,311,016	1,640,430
Hospital lease revenue	1,404,518	1,430,923	1,477,571	1,528,104	1,566,918
Gain on sale of capital assets	116,848	20,554	255,692	37,012	2,654
Miscellaneous	438,407	293,397	432,654	913,564	1,759,031
Total general revenues - primary government	28,324,101	29,189,883	31,939,212	35,655,803	40,706,780
<b>Change in Net Assets - primary government</b>	\$ 4,961,380	4,577,579	5,806,269	8,250,456	3,105,290

## Notes:

The County does not operate business type activities. As a result, the amounts presented above for the governmental activities represent those for the primary government as a whole.

The County implemented GASB Statement 34 in 2003. Therefore, information prior to 2003 is not available.

TABLE 3

## BOONE COUNTY, MISSOURI

FUND BALANCES OF GOVERNMENTAL FUNDS  
LAST TEN FISCAL YEARS  
(modified accrual basis of accounting)

	Fiscal Year									
	1998	1999	2000	2001	2002	2003	2004	2005	2006	2007
<b>Major Funds:</b>										
<b>General Fund</b>										
Reserved	\$ 1,094,181	1,633,029	1,615,439	969,375	568,247	586,909	629,288	889,818	624,002	703,031
Unreserved										
Designated	701,564	701,564	689,898	1,556,306	1,823,525	1,823,525	2,123,525	2,200,000	-	-
Undesignated	4,872,920	5,162,306	5,913,616	5,899,798	6,886,105	7,728,966	6,392,552	7,559,716	7,860,355	7,311,833
<b>Total General Fund</b>	<u>6,668,665</u>	<u>7,496,899</u>	<u>8,218,953</u>	<u>8,425,479</u>	<u>9,277,877</u>	<u>10,139,400</u>	<u>9,145,365</u>	<u>10,649,534</u>	<u>8,484,357</u>	<u>8,014,864</u>
<b>Road and Bridge Fund</b>										
Reserved	1,189,567	1,734,942	1,754,587	1,156,319	960,643	1,098,592	2,198,921	2,411,516	1,241,348	1,133,864
Unreserved										
Designated									500,000	500,000
Undesignated	3,615,432	1,616,789	1,289,582	1,680,221	2,347,735	2,633,790	2,966,534	4,089,014	5,320,265	7,114,339
<b>Total Road and Bridge Fund</b>	<u>4,804,999</u>	<u>3,351,731</u>	<u>3,044,169</u>	<u>2,836,540</u>	<u>3,308,378</u>	<u>3,732,382</u>	<u>5,165,455</u>	<u>6,500,530</u>	<u>7,061,613</u>	<u>8,748,203</u>
<b>Law Enforcement Services Fund</b>										
Reserved	-	-	-	-	-	262,895	28,005	34,051	307,307	89,426
Unreserved										
Designated						250,000	250,000	250,000	250,000	250,000
Undesignated	-	-	-	-	-	217,789	543,952	763,388	1,075,464	1,125,325
<b>Total Law Enforcement Services Fund</b>	<u>-</u>	<u>-</u>	<u>-</u>	<u>-</u>	<u>-</u>	<u>730,684</u>	<u>821,957</u>	<u>1,047,439</u>	<u>1,632,771</u>	<u>1,464,751</u>
<b>Capital Project Fund</b>										
Reserved	-	-	-	-	-	888,639	-	-	-	-
Unreserved	-	-	-	-	-	563,895	-	-	-	-
<b>Total Capital Project Fund</b>	<u>-</u>	<u>-</u>	<u>-</u>	<u>-</u>	<u>-</u>	<u>1,452,534</u>	<u>-</u>	<u>-</u>	<u>-</u>	<u>-</u>
<b>Federal HAVA Election Fund</b>										
Unreserved	-	-	-	-	-	-	-	-	(113,234)	-
<b>Total Federal HAVA Election Fund</b>	<u>-</u>	<u>-</u>	<u>-</u>	<u>-</u>	<u>-</u>	<u>-</u>	<u>-</u>	<u>-</u>	<u>(113,234)</u>	<u>-</u>
<b>One-Fifth Cent Sales Tax Capital Improvement Fund</b>										
Reserved	-	-	-	-	-	-	-	-	3,382,586	7,089,020
<b>Total One-Fifth Cent Sales Tax Capital Improvement Fund</b>	<u>-</u>	<u>-</u>	<u>-</u>	<u>-</u>	<u>-</u>	<u>-</u>	<u>-</u>	<u>-</u>	<u>3,382,586</u>	<u>7,089,020</u>
<b>Non Major Funds (all other governmental funds):</b>										
Reserved	4,600,823	2,081,425	1,783,247	1,564,695	988,470	2,599,923	1,872,511	2,033,106	2,131,335	2,011,361
Unreserved, reported in:										
Special revenue funds	2,949,503	1,220,966	1,302,361	2,179,041	2,989,849	2,617,828	2,893,049	2,934,381	3,605,626	4,154,991
Debt service funds	-	-	-	-	-	-	-	-	-	-
Capital project funds	278,533	117,139	167,148	155,898	1,095,173	83,018	180,205	269,146	421,968	295,568
<b>Total all non major governmental funds</b>	<u>7,828,859</u>	<u>3,419,530</u>	<u>3,252,756</u>	<u>3,899,634</u>	<u>5,073,492</u>	<u>5,300,769</u>	<u>4,945,765</u>	<u>5,236,633</u>	<u>6,158,929</u>	<u>6,461,920</u>
<b>Total fund balance- all governmental funds combined</b>	<u>\$ 19,302,523</u>	<u>14,268,160</u>	<u>14,515,878</u>	<u>15,161,653</u>	<u>17,659,747</u>	<u>21,355,769</u>	<u>20,078,542</u>	<u>23,434,136</u>	<u>26,607,022</u>	<u>31,778,758</u>

Note: The Law Enforcement Services Fund did not exist prior to FY 2003. The County reports capital project funds as major funds only in those years where the activity meets the requirement for presentation as a major fund.

TABLE 4

BOONE COUNTY, MISSOURI  
CHANGES IN FUND BALANCES OF GOVERNMENTAL FUNDS  
LAST TEN FISCAL YEARS  
(modified accrual basis of accounting)

	Fiscal Year									
	1998	1999	2000	2001	2002	2003	2004	2005	2006	2007
<b>Revenues:</b>										
Property taxes	2,276,195	2,578,335	2,676,010	2,961,134	3,024,767	3,162,565	3,222,224	3,530,953	3,772,895	4,032,706
Assessments	142,713	348,978	363,140	444,089	361,028	209,541	227,015	226,077	206,031	148,743
Sales taxes	16,930,073	17,590,705	18,289,363	19,094,072	19,704,957	22,830,022	23,873,177	25,652,011	27,751,933	31,463,171
Other taxes	81,608	67,838	94,553	80,074	137,711	137,206	143,692	162,240	175,895	185,691
Licenses and permits	266,101	270,166	253,414	284,832	340,430	398,227	434,809	471,331	476,771	454,054
Intergovernmental	3,971,386	4,178,382	4,002,744	4,380,202	4,489,297	4,430,181	4,541,519	4,398,261	5,338,588	4,884,000
Charges for services	3,324,132	3,320,817	3,459,939	3,854,780	4,480,285	4,732,415	4,547,665	4,769,872	5,470,963	5,105,838
Fines and forfeitures	41,925	117,736	94,832	129,229	138,919	27,284	21,631	27,846	22,774	23,121
Investment income	1,175,410	1,072,845	723,357	605,999	416,156	190,099	229,256	564,710	1,082,934	1,345,231
Interfund services provided	-	-	-	-	-	210,962	224,720	225,310	255,814	239,962
Miscellaneous:										
Hospital lease revenue	2,417,885	1,545,733	1,350,000	450,000	1,371,600	1,404,518	1,430,923	1,477,571	1,528,104	1,566,918
Contributions	67,928	3,568	1,656	17,018	9,056	500,800	550	1,110	150	8,500
Other	284,731	447,977	358,189	454,585	1,415,859	493,727	322,602	555,562	426,262	446,385
<b>Total revenues</b>	<b>30,980,287</b>	<b>31,543,080</b>	<b>31,701,594</b>	<b>32,721,617</b>	<b>33,890,065</b>	<b>38,727,547</b>	<b>39,219,783</b>	<b>41,862,854</b>	<b>46,509,094</b>	<b>49,904,300</b>
<b>Expenditures:</b>										
Policy and administration	3,834,527	3,887,291	4,675,963	4,744,358	5,539,366	5,540,692	6,410,794	6,076,780	7,307,779	7,153,954
Law enforcement and judicial	10,470,354	10,956,863	10,781,975	11,652,925	12,013,715	13,889,533	14,738,670	15,250,197	16,245,940	16,726,536
Environment, public buildings, and infrastructure	12,059,004	13,530,281	12,126,404	12,310,656	11,107,396	10,947,892	10,925,593	11,846,846	13,781,534	13,355,121
Community health and public services	1,958,256	1,634,634	1,445,291	1,029,804	1,185,831	1,196,286	1,112,171	1,232,866	1,171,702	1,227,491
Economic vitality	77,500	77,500	69,500	72,500	66,000	66,000	66,000	67,875	66,000	66,000
Recreation and leisure	4,764	8,574	16,294	30,929	34,137	27,291	36,769	39,842	42,141	42,141
Protective inspection	560,890	551,263	675,701	634,678	722,046	774,519	887,844	1,037,370	1,046,238	1,069,967
Interfund services used	-	-	-	-	-	210,962	224,720	225,310	255,814	239,962
Capital outlay	1,264,738	6,655,935	1,467,191	2,231,190	2,345,818	4,935,013	5,494,232	4,651,099	3,414,011	4,527,205
Debt service:										
Principal retirement	400,000	450,896	685,176	964,761	764,890	813,609	519,610	461,454	402,000	413,000
Interest and fiscal charges	198,815	197,396	201,493	249,609	213,305	280,663	229,260	272,669	290,888	288,609
<b>Total expenditures</b>	<b>30,828,848</b>	<b>37,950,633</b>	<b>32,144,988</b>	<b>33,921,410</b>	<b>33,992,504</b>	<b>38,682,460</b>	<b>40,645,663</b>	<b>41,162,308</b>	<b>44,022,914</b>	<b>45,109,986</b>
<b>Revenues over (under) expenditures</b>	<b>151,439</b>	<b>(6,407,553)</b>	<b>(443,394)</b>	<b>(1,199,793)</b>	<b>1,897,561</b>	<b>45,087</b>	<b>(1,425,880)</b>	<b>700,546</b>	<b>2,486,180</b>	<b>4,794,314</b>
<b>Other Financing Sources (Uses):</b>										
Issuance of long-term debt	353,735	1,388,055	462,771	302,347	-	5,240,000	-	2,005,000	182,000	-
Premium on long-term debt	-	-	-	-	-	87,594	-	-	-	-
Payments for bond refunding	-	-	-	-	-	(1,898,933)	-	-	-	-
Proceeds of capital leases	-	-	228,341	-	-	-	-	-	-	-
Transfers in	12,237,378	10,947,891	9,967,057	9,829,057	9,967,246	230,652	953,304	404,338	2,626,876	827,009
Transfers out	(12,250,543)	(10,962,756)	(9,491,119)	(10,029,057)	(10,314,508)	(230,652)	(953,304)	(404,338)	(2,626,876)	(827,009)
Local use tax refund	(121,927)	-	-	-	-	-	-	-	-	-
Insurance proceeds	-	-	-	-	-	-	-	-	237,622	160,822
Sale of capital assets	-	-	-	-	947,795	222,274	148,653	650,048	267,084	216,600
<b>Total other financing sources (uses)</b>	<b>218,643</b>	<b>1,373,190</b>	<b>691,112</b>	<b>102,347</b>	<b>600,533</b>	<b>3,650,935</b>	<b>148,653</b>	<b>2,655,048</b>	<b>686,706</b>	<b>377,422</b>
<b>Net change in fund balances</b>	<b>\$ 370,082</b>	<b>(5,034,363)</b>	<b>247,718</b>	<b>(1,097,446)</b>	<b>2,498,094</b>	<b>3,696,022</b>	<b>(1,277,227)</b>	<b>3,355,594</b>	<b>3,172,886</b>	<b>5,171,736</b>
<b>Debt service as a percentage of noncapital expenditures</b>	<b>2.0%</b>	<b>2.1%</b>	<b>2.9%</b>	<b>3.8%</b>	<b>3.1%</b>	<b>3.2%</b>	<b>2.1%</b>	<b>2.0%</b>	<b>1.7%</b>	<b>1.7%</b>



TABLE 5

## BOONE COUNTY, MISSOURI

TAXABLE SALES BY CATEGORY  
LAST TEN FISCAL YEARS

Category	Fiscal Year									
	1998	1999	2000	2001	2002	2003	2004	2005	2006	2007
\$										
General merchandise retail stores	104,928,197	102,920,530	104,087,701	165,887,652	303,660,060	328,260,554	350,606,705	380,847,908	409,784,463	437,041,100
Eating and drinking establishments	151,523,545	161,249,287	166,191,110	173,571,966	182,901,047	192,064,999	210,810,940	234,119,630	245,901,932	250,882,383
Miscellaneous retail	350,708,435	394,306,155	421,992,058	383,327,163	268,211,314	262,788,146	207,369,343	205,788,793	211,149,353	208,049,295
Food stores	160,030,999	154,363,932	160,165,466	169,297,047	173,095,570	169,697,586	176,859,876	186,041,430	192,953,568	188,354,313
Furniture, home furnishings and equipment	66,216,027	69,894,456	71,855,820	102,532,778	107,608,743	107,942,376	152,359,603	159,096,419	161,784,753	153,295,254
Electric, gas, and sanitary	91,889,395	116,997,984	120,220,324	128,799,412	128,161,804	135,331,391	137,351,544	155,532,041	168,540,873	184,998,226
Building material, hardware, garden supply	81,019,073	86,544,294	70,554,417	66,520,648	65,599,305	77,112,759	107,462,698	119,695,044	125,371,642	103,195,966
Wholesale trade- durable goods	66,345,745	64,265,883	64,064,763	62,655,741	64,045,973	67,316,251	80,442,371	82,297,426	104,208,957	87,873,156
Communication	25,081,499	22,457,276	33,123,476	38,949,206	35,428,604	75,041,319	76,193,717	79,791,721	87,217,700	86,462,973
Wholesale trade- nondurable goods	42,982,995	45,228,976	46,846,656	47,141,839	50,070,550	53,799,924	57,392,072	60,065,524	63,482,358	62,984,255
Apparel and accessories	43,493,472	45,798,537	43,555,495	43,421,276	42,845,312	43,403,914	47,445,561	51,727,564	53,908,741	56,415,889
All other	344,023,540	334,023,652	336,892,122	324,386,115	328,166,515	312,739,897	331,135,899	370,120,486	389,611,401	387,728,352
Total	\$ 1,528,242,922	\$ 1,598,050,962	\$ 1,639,549,408	\$ 1,706,490,843	\$ 1,749,794,797	\$ 1,825,499,116	\$ 1,935,432,329	\$ 2,085,143,986	\$ 2,213,915,741	\$ 2,207,281,162

Annual percentage change	N/A	4.6%	2.6%	4.1%	2.5%	4.3%	6.0%	7.7%	6.2%	-0.3%
--------------------------	-----	------	------	------	------	------	------	------	------	-------

County direct sales tax rate	1.000%	1.000%	1.000%	1.000%	1.000%	1.125%	1.125%	1.125%	1.325%	1.325%
------------------------------	--------	--------	--------	--------	--------	--------	--------	--------	--------	--------

Source: Missouri Department of Revenue

TABLE 6

## BOONE COUNTY, MISSOURI

DIRECT AND OVERLAPPING SALES TAX RATES  
LAST TEN FISCAL YEARS

Fiscal Year	Boone County Direct Sales Tax Rates				Total County Direct Rate	State of Missouri Rate
	County General Revenue	County Maintenance- Roads	County Law Enforcement Services	County Capital Improvement		
1998	0.50%	0.50%	-	-	1.000%	4.225%
1999	0.50%	0.50%	-	-	1.000%	4.225%
2000	0.50%	0.50%	-	-	1.000%	4.225%
2001	0.50%	0.50%	-	-	1.000%	4.225%
2002	0.50%	0.50%	-	-	1.000%	4.225%
2003	0.50%	0.50%	0.125%	-	1.125%	4.225%
2004	0.50%	0.50%	0.125%	-	1.125%	4.225%
2005	0.50%	0.50%	0.125%	-	1.125%	4.225%
2006	0.50%	0.50%	0.125%	0.20%	1.325%	4.225%
2007	0.50%	0.50%	0.125%	0.20%	1.325%	4.225%

Source: County Auditor's Office and Missouri Department of Revenue

Note: The county sales tax rate may only be changed with voter approval. The one-half cent General Revenue rate and the one-eighth cent Law Enforcement Services rate are permanent. The one-half cent rate for County Maintenance-Roads has been renewed by voter twice and will expire September 30, 2018 unless renewed again. The County is expected to seek renewal. The one-fifth cent rate for Capital Improvements was approved by voters for 3 years and will expire September 30, 2009.

TABLE 7

## BOONE COUNTY, MISSOURI

OVERLAPPING SALES TAX RATES—STATE, COUNTY, AND CITIES  
RATES EFFECTIVE DECEMBER 31, 2007

<b>Unincorporated Areas of Boone County including McBaine, Midway, Prathersville, and Wilton</b>	State	4.225%	Permanent
	County General Revenue	0.500%	Permanent
	County Maintenance-Roads (Misc.)	0.500%	Sunset September 30, 2018
	County Law Enforcement Services	0.125%	Permanent
	County Capital Improvement	0.200%	Sunset September 30, 2009
	<b>Combined Sales Tax Rates</b>	<b>5.550%</b>	
<b>Hartsburg and Village of Pierpont</b>	State	4.225%	Permanent
	County General Revenue	0.500%	Permanent
	County Maintenance-Roads (Misc.)	0.500%	Sunset September 30, 2018
	County Law Enforcement Services	0.125%	Permanent
	County Capital Improvement	0.200%	Sunset September 30, 2009
	City General Revenue	0.500%	Permanent
	<b>Combined Sales Tax Rates</b>	<b>6.050%</b>	
<b>Ashland and Rocheport</b>	State	4.225%	Permanent
	County General Revenue	0.500%	Permanent
	County Maintenance-Roads (Misc.)	0.500%	Sunset September 30, 2018
	County Law Enforcement Services	0.125%	Permanent
	County Capital Improvement	0.200%	Sunset September 30, 2009
	City General Revenue	1.000%	Permanent
	City Capital Improvements (Misc.)	0.500%	Permanent
	<b>Combined Sales Tax Rates</b>	<b>7.050%</b>	
<b>Sturgeon</b>	State	4.225%	Permanent
	County General Revenue	0.500%	Permanent
	County Maintenance-Roads (Misc.)	0.500%	Sunset September 30, 2018
	County Law Enforcement Services	0.125%	Permanent
	County Capital Improvement	0.200%	Sunset September 30, 2009
	City General Revenue	1.000%	Permanent
	City Transportation	0.500%	Permanent
	City Law Enforcement	0.500%	Permanent
	<b>Combined Sales Tax Rates</b>	<b>7.550%</b>	
<b>Centralia</b>	State	4.225%	Permanent
	County General Revenue	0.500%	Permanent
	County Maintenance-Roads (Misc.)	0.500%	Sunset September 30, 2018
	County Law Enforcement Services	0.125%	Permanent
	County Capital Improvement	0.200%	Sunset September 30, 2009
	City General Revenue	1.000%	Permanent
	City Transportation	0.500%	Permanent
	City Stormwater and Parks Tax	0.500%	Permanent
	<b>Combined Sales Tax Rates</b>	<b>7.550%</b>	
<b>Columbia</b>	State	4.225%	Permanent
	County General Revenue	0.500%	Permanent
	County Maintenance-Roads (Misc.)	0.500%	Sunset September 30, 2018
	County Law Enforcement Services	0.125%	Permanent
	County Capital Improvement	0.200%	Sunset September 30, 2009
	City General Revenue	1.000%	Permanent
	City Transportation	0.500%	Permanent
	City Capital Improvements (Misc.)	0.250%	Sunset December 31, 2015
	City Stormwater and Parks	0.250%	Roll back to permanent 1/8-cent March 31, 2011
	<b>Combined Sales Tax Rates</b>	<b>7.550%</b>	
<b>Hallsville and Harrisburg</b>	State	4.225%	Permanent
	County General Revenue	0.500%	Permanent
	County Maintenance-Roads	0.500%	Sunset September 30, 2018
	County Law Enforcement Services	0.125%	Permanent
	County Capital Improvement	0.200%	Sunset September 30, 2009
	City General Revenue	1.000%	Permanent
	<b>Combined Sales Tax Rates</b>	<b>6.550%</b>	

Source: Missouri Department of Revenue, Division of Taxation and Collection

BOONE COUNTY, MISSOURI

RATIOS OF OUTSTANDING DEBT BY TYPE  
LAST TEN FISCAL YEARS

Fiscal Year	Governmental Activities Debt										Total Primary Government	Percentage of Personal Income <sup>a</sup>	Per Capita <sup>a</sup>
	General Obligation Bonds	Special Obligation		Special Assessment Bonds	Capital Leases		Notes Payable						
		Non-Taxable	Taxable										
1998	\$	105,000		3,300,000	-		785,000	-	-	4,190,000	0.13%	\$ 31.60	
1999		-		3,040,000	-		700,000	187,159	1,200,000	5,127,159	0.15%	38.24	
2000		-		2,765,000	-		1,079,000	390,324	900,000	5,134,324	0.14%	37.82	
2001		-		2,480,000	-		1,260,000	134,563	600,000	4,474,563	0.12%	32.67	
2002		-		2,180,000	-		1,125,000	104,673	300,000	3,709,673	0.10%	26.77	
2003		-		5,240,000	-		959,000	72,064	-	6,271,064	0.16%	44.77	
2004		-		4,930,000	-		785,000	36,454	-	5,751,454	0.13%	40.73	
2005		-		4,660,000	2,005,000		630,000	-	-	7,295,000	0.16%	50.90	
2006		-		4,390,000	2,005,000		680,000	-	-	7,075,000	0.15%	48.44	
2007	\$	-		4,115,000	2,005,000		542,000	-	-	6,662,000	*	\$ 43.70	

<sup>a</sup> See Table 12 for personal income and population data.

\* Information not yet available.

Note: The special assessment bonds included in the table above were approved by voters as general obligation bonds for the Neighborhood Improvement District Program and are being retired solely with special assessments and the County's special assessment is backed by an enforceable tax lien against the property.

TABLE 8

TABLE 9

## BOONE COUNTY, MISSOURI

RATIOS OF GENERAL BONDED DEBT OUTSTANDING  
LAST TEN FISCAL YEARS

Fiscal Year	General Bonded Debt Outstanding— General Obligation Bonds		Taxable Property		Percentage of Taxable Property— Estimated Actual Value	Per Capita <sup>a</sup>
			Assessed Value	Estimated Actual Value		
1998	\$	105,000	1,269,769,488	5,512,909,538	0.0019%	\$ 0.79
1999		-	1,334,064,627	5,754,959,460	-	-
2000		-	1,399,989,697	6,042,684,856	-	-
2001		-	1,507,459,279	6,556,366,036	-	-
2002		-	1,561,716,332	6,792,380,299	-	-
2003		-	1,626,463,450	7,072,361,257	-	-
2004		-	1,682,923,528	7,345,049,664	-	-
2005		-	1,968,613,137	8,639,742,036	-	-
2006		-	2,098,227,136	9,211,347,641	-	-
2007	\$	-	2,219,912,270	9,732,834,265	-	\$ -

<sup>a</sup> See Table 12 for population data.

TABLE 10

## BOONE COUNTY, MISSOURI

LEGAL DEBT MARGIN INFORMATION  
LAST TEN FISCAL YEARS

		Legal Debt Margin Calculation for Fiscal Year 2007									
		Fiscal Year									
		1998	1999	2000	2001	2002	2003	2004	2005	2006	2007
Debt limit	\$ 126,976,949	133,406,463	139,998,970	150,745,928	156,171,633	162,646,345	168,292,353	196,861,314	209,822,714	221,991,227	
Total net debt applicable to limit	598,913	551,609	883,217	1,009,550	703,423	542,300	409,093	259,060	361,024	227,934	
Legal debt margin	\$ 126,378,036	132,854,854	139,115,753	149,736,378	155,468,210	162,104,045	167,883,260	196,602,254	209,461,690	221,763,293	
Total net debt applicable to the limit as a percentage of debt limit	0.47%	0.41%	0.63%	0.67%	0.45%	0.33%	0.24%	0.13%	0.17%	0.10%	

Assessed Value	\$ 2,219,912,270
Debt limit (10% of assessed value)	221,991,227
Debt applicable to limit:	
General obligation bonds (Special assessment bonds)	542,000
Less: Amount set aside for repayment of general obligation debt	(314,066)
Total net debt applicable to limit	227,934
Legal debt margin	\$ 221,763,293

Note: The general obligation bonds included in the table above were issued for the Neighborhood Improvement Program and are being retired solely with special assessments and the County's special assessment is backed by an enforceable tax lien against the property. These bonds are accounted for as special assessment debt in other debt-related tables. However, because the bonds are general obligation bonds, they meet the legal criteria for inclusion in the computation of legal debt margin.

**TABLE 11**

**BOONE COUNTY, MISSOURI**  
**PLEDGED-REVENUE COVERAGE**  
**LAST TEN FISCAL YEARS**

Fiscal Year	Special Assessment Bonds				
	Special Assessment Collections	Debt Service		Total	Coverage
		Principle	Interest		
1997	204,027	55,000	24,138	79,138	2.58
1998	142,713	50,000	23,810	73,810	1.93
1999	348,978	85,000	41,549	126,549	2.76
2000	363,140	85,000	31,378	116,378	3.12
2001	444,089	124,000	54,616	178,616	2.49
2002	361,028	135,000	52,641	187,641	1.92
2003	209,541	166,000	47,807	213,807	0.98
2004	227,015	174,000	40,005	214,005	1.06
2005	226,077	155,000	32,317	187,317	1.21
2006	206,031	132,000	25,710	157,710	1.31
2007	148,743	138,000	28,629	166,629	0.89

Note: The special assessment bonds included in the table above were approved by voters as general obligation bonds for the Neighborhood Improvement District Program and are being retired solely with special assessments and the County's special assessment is backed by an enforceable tax lien against the property.

## BOONE COUNTY, MISSOURI

DEMOGRAPHIC AND ECONOMIC STATISTICS  
LAST TEN FISCAL YEARS

	Population				Unemployment Rate Percentages			
	State of Missouri		Boone County		Boone County		State of Missouri	
	Total	Percentage of Growth	Total	Percentage of Growth	Personal Income	Capita Personal Income	Boone County	USA
1998	5,521,765	0.74%	132,601	1.24%	24,456	3,242,933	1.5%	4.0%
1999	5,561,948	0.73%	134,081	1.12%	25,203	3,379,210	1.1%	3.1%
2000	5,606,265	0.80%	135,752	1.25%	26,685	3,622,579	1.2%	3.3%
2001	5,643,326	0.66%	136,977	0.90%	27,251	3,732,809	1.8%	4.5%
2002	5,681,045	0.67%	138,600	1.18%	27,620	3,828,183	2.2%	5.2%
2003	5,718,717	0.66%	140,067	1.06%	28,565	4,001,080	2.3%	5.6%
2004	5,759,532	0.71%	141,216	0.82%	30,381	4,290,346	2.3%	5.7%
2005	5,800,310	0.71%	143,326	1.49%	31,519	4,517,993	3.4%	5.3%
2006	5,842,713	0.73%	146,048	1.90%	31,524	4,722,976	3.2%	4.8%
2007	5,878,415	0.61%	152,435	4.37%	*	*	3.6%	5.0%

\* Information not yet available.

## Sources:

Consumer Price Index, Population and Income statistics - US Department of Commerce; Bureau of Economic Analysis

Unemployment statistics - US Department of Labor, Bureau of Labor Statistics; Missouri Department of Economic Development, Missouri Economic



TABLE 13

## BOONE COUNTY, MISSOURI

## PRINCIPAL EMPLOYERS

## CURRENT YEAR AND NINE YEARS AGO

	1998			2007		
	Employees	Rank	Percentage of Total County Employment	Employees	Rank	Percentage of Total County Employment
University of Missouri	14,353	1	16.96%	8,188	1	9.40%
University Hospital & Clinics	4,579	2	5.41%	4,046	2	4.64%
Columbia Public Schools	2,200	3	2.60%	2,413	3	2.77%
Boone Hospital Center	1,560	4	1.84%	1,657	4	1.90%
City of Columbia	1,243	5	1.47%	1,242	5	1.43%
Hubbell/Chance Company	1,100	6	1.30%	-	-	-
Harry S. Truman Veterans Hospital	1,032	7	1.22%	1,086	8	1.25%
Shelter Insurance Companies	1,010	8	1.19%	1,050	9	1.21%
3M	940	9	1.11%	-	-	-
Columbia Regional Hospital	900	10	1.06%	-	-	-
State Farm Insurance Companies	-	-	-	1,149	6	1.32%
MBS Textbook Exchange	-	-	-	1,086	7	1.25%
State of Missouri (excludes UMC)	-	-	-	763	10	0.88%
Total employment for principal employers	28,917		34.17%	22,680		26.04%
Total county employment	84,627			87,109		

## Sources:

Employer and Employees - Regional Economic Development, Inc., Excludes retail sector. The 1997 data is based on total employees while the 2006 data is based on total benefitted full-time equivalent employees.

Total County Employment - US Department of Labor, Bureau of Labor Statistics; Missouri Department of Economic Development, Missouri Economic Research and Information Center

TABLE 14

## BOONE COUNTY, MISSOURI

FULL-TIME EQUIVALENT COUNTY EMPLOYEES BY FUNCTION  
LAST TEN FISCAL YEARS

	Full-time Equivalent Employees as of December 31									
	1998	1999	2000	2001	2002	2003	2004	2005	2006	2007
Policy & Administration	75.67	74.52	78.91	77.41	80.15	80.55	83.55	81.05	84.60	83.88
Law Enforcement & Judicial - Court	80.28	62.14	42.87	43.04	41.13	44.11	43.25	43.55	44.21	42.67
Law Enforcement & Judicial - Sheriff/Corrections	95.37	109.57	113.64	116.60	121.35	140.35	140.40	141.40	144.65	146.65
Law Enforcement & Judicial - PA & Other	36.25	37.30	38.30	39.70	40.10	41.50	41.50	42.50	46.37	46.37
Environment, Buildings & Infrastructure	76.85	76.85	76.85	77.97	77.86	77.53	80.53	83.53	83.53	84.53
Other	9.75	9.75	9.75	9.75	9.75	9.75	11.75	12.75	12.75	12.44
Total	374.17	370.13	360.32	364.47	370.34	393.79	400.98	404.78	416.11	416.54

Source: County Auditor

TABLE 15

## BOONE COUNTY, MISSOURI

OPERATING INDICATORS BY FUNCTION  
LAST SEVEN FISCAL YEARS

	2001	2002	2003	2004	2005	2006	2007
<b>Law Enforcement &amp; Judicial - Court</b>							
Circuit Clerk							
No. of Cases Filed	*	21,541	25,463	24,005	26,611	23,347	27,476 a
No. of Cases Disposed	*	21,178	25,259	22,500	21,710	22,458	24,547 a
No. of Cases Pending	*	8,461	7,650	8,030	8,121	8,924	9,900 a
Circuit Court Services							
No. of Juries Reporting	44	47	34	36	54	39	54 a
No. of Jury Trial Days	71	71	48	75	90	68	82 a
No. of Home Detention Days	8,965	9,955	11,055	15,942	14,306	16,824	14,522 a
<b>Law Enforcement &amp; Judicial - Sheriff/Corrections</b>							
Corrections							
Correction Facility Capacity	210	210	210	210	210	210	210
Inmate Bookings	6,381	6,816	6,976	9,676	7,427	7,247	7,652 a
Average Daily Population	203	201	223	223	217	217	217 a
Sheriff							
Calls for Service	33,724	42,874	52,349	53,324	49,534	49,564	44,245
Civil Papers Served	13,912	13,593	12,848	12,959	13,418	12,454	12,888
Warrants Served	4,619	5,354	6,029	6,127	6,524	6,112	5,878
<b>Law Enforcement &amp; Judicial - PA &amp; Other</b>							
Prosecuting Attorney							
Total Cases Filed	10,170	9,262	9,542	9,991	11,362	10,982	10,619 a
<b>Environment, Buildings &amp; Infrastructure</b>							
Public Works							
County Maintained Roads in Centerline Miles							
Concrete	29	30	30	30	32	33	34
Asphalt	196	196	203	208	206	209	209
Low Type Bituminous	38	38	56	61	72	73	97
Gravel	537	537	507	501	491	487	472

\* Information not readily available.

(a) Estimates by department

Sources: Data provided by various county offices and compiled by the County Auditor; information for prior years is not readily available.

TABLE 16

## BOONE COUNTY, MISSOURI

CAPITAL ASSET STATISTICS BY FUNCTION  
LAST THREE FISCAL YEARS

	<u>2005</u>	<u>2006</u>	<u>2007</u>
Policy & Administration			
Government Center Building	1	1	1
Law Enforcement & Judicial - Court			
Alternative Sentencing Building	-	-	1
Courthouse	1	1	1
Juvenile Justice Center	1	1	1
Juvenile Justice Center Capacity	45	45	45
Law Enforcement & Judicial - Sheriff/Corrections			
Sheriff Administration & Correction Facility	1	1	1
Correction Facility Capacity	210	210	210
Environment, Buildings & Infrastructure			
Public Works Administration & Maintenance Building	1	1	1
Asphalt Storage Facility	1	1	1
Snow & Ice Maintenance Storage Facility	1	1	1
County Maintained Roads in Centerline Miles			
Concrete	32	33	34
Asphalt	206	209	209
Low Type Bituminous	72	73	97
Gravel	491	487	472

Information for prior years is not readily available.

Source: County Auditor

