



**COMPREHENSIVE ANNUAL FINANCIAL BOONE  
COUNTY, MISSOURI**

---

**YEAR ENDING DECEMBER 31, 2014**

---

**BOONE COUNTY, MISSOURI  
COMPREHENSIVE ANNUAL  
FINANCIAL REPORT**

*For The Fiscal Year Ended December 31, 2014*

---

---

*Report prepared and submitted by  
June E. Pitchford, CPA  
Boone County Auditor*

## Contents

---

	Page
<b>Part I - Introductory Section:</b>	
Letter Of Transmittal .....	i - v
Certificate Of Achievement For Excellence In Financial Reporting.....	vi
County Officials .....	vii
Organizational Chart.....	viii
<b>Part II - Financial Section:</b>	
<b>Independent Auditors' Report</b> .....	1 - 3
<b>Management's Discussion And Analysis - Required Supplementary Information</b> .....	4 - 19
<b>Basic Financial Statements</b>	
Government-Wide Financial Statements:	
Statement Of Net Position .....	20
Statement Of Activities .....	21
Fund Financial Statements:	
Balance Sheet - Governmental Funds .....	22
Reconciliation Of The Balance Sheet Of Governmental Funds To The Statement Of Net Position .....	23
Statement Of Revenues, Expenditures And Changes In Fund Balances - Governmental Funds .....	24
Reconciliation Of The Statement Of Revenues, Expenditures And Changes In Fund Balances To The Statement Of Activities.....	25
Statement Of Net Position - Proprietary Funds .....	26
Statement Of Revenues, Expenses And Changes In Net Position - Proprietary Funds .....	27
Statement Of Cash Flows - Proprietary Funds .....	28
Statement Of Fiduciary Net Position - Fiduciary Funds .....	29
Statement Of Changes In Fiduciary Net Position - Fiduciary Funds .....	30
 Notes To Basic Financial Statements .....	 31 - 61
<b>Required Supplementary Information - Budgetary Comparison Information</b>	
Schedule Of Revenues, Expenditures And Changes In Fund Balances - Budget And Actual - Budget Basis - General Fund .....	62 - 69
Schedule Of Revenues, Expenditures And Changes In Fund Balances - Budget And Actual - Budget Basis - Road And Bridge Fund .....	70- 71
Schedule Of Revenues, Expenditures And Changes In Fund Balances - Budget And Actual - Budget Basis - Community Childrens Services Fund .....	72

**Part II - Financial Section (Continued):**

Schedule Of Revenues, Expenditures And Changes In Fund Balances - Budget And Actual - Budget Basis - 911/Emergency Management Sales Tax Fund.....	73
Schedule Of Revenues, Expenditures And Changes In Fund Balances - Budget And Actual - Budget Basis - Law Enforcement Services Fund .....	74 - 75
Notes To Budgetary Comparison Information .....	76
Required Supplementary Information - Other Post-Employment Benefits.....	77

**Supplementary Information - Combining And Individual Fund Financial Statements And Schedules**

Combining Balance Sheet - Nonmajor Governmental Funds .....	78
Combining Statement Of Revenues, Expenditures And Changes In Fund Balances - Nonmajor Governmental Funds .....	79
Special Revenue Funds Descriptions .....	80 - 82
Combining Balance Sheet - Nonmajor Special Revenue Funds .....	83 - 87
Combining Statement Of Revenues, Expenditures And Changes In Fund Balances - Nonmajor Special Revenue Funds.....	88
Schedule Of Revenues, Expenditures And Changes In Fund Balances - Budget And Actual - Budget Basis - Special Building Project Citizen Contribution Fund .....	89
Schedule Of Revenues, Expenditures And Changes In Fund Balances - Budget And Actual - Budget Basis - Assessment Fund.....	90
Schedule Of Revenues, Expenses And Changes In Fund Balances - Budget And Actual - Budget Basis - E-911 Emergency Telephone Fund .....	91
Schedule Of Revenues, Expenses And Changes In Fund Balances - Budget And Actual - Budget Basis - Domestic Violence Fund .....	92
Schedule Of Revenues, Expenses And Changes In Fund Balances - Budget And Actual - Budget Basis - Local Emergency Planning Committee Fund.....	93
Schedule Of Revenues, Expenses And Changes In Fund Balances - Budget And Actual - Budget Basis - Collector Tax Maintenance Fund .....	94
Schedule Of Revenues, Expenses And Changes In Fund Balances - Budget And Actual - Budget Basis - Fairground Maintenance Fund.....	95
Schedule Of Revenues, Expenses And Changes In Fund Balances - Budget And Actual - Budget Basis - Community Health/Medical Fund (Hospital Lease).....	96
Schedule Of Revenues, Expenses And Changes In Fund Balances - Budget And Actual - Budget Basis - Boone County Fairground Stormwater Grants Fund.....	97
Schedule Of Revenues, Expenses And Changes In Fund Balances - Budget And Actual - Budget Basis - Boone County Fairground Regional Recreation District Fund .....	98
Schedule Of Revenues, Expenses And Changes In Fund Balances - Budget And Actual - Budget Basis - Election Services Fund .....	99
Schedule Of Revenues, Expenses And Changes In Fund Balances - Budget And Actual - Budget Basis - Federal HAVA Election Fund .....	100
Schedule Of Revenues, Expenses And Changes In Fund Balances - Budget And Actual - Budget Basis - Election Equipment Replacement Fund .....	101

## Contents

---

	Page
<b>Part II - Financial Section (Continued):</b>	
Schedule Of Revenues, Expenses And Changes In Fund Balances - Budget And Actual - Budget Basis - Sheriff Forfeiture Fund.....	102
Schedule Of Revenues, Expenses And Changes In Fund Balances - Budget And Actual - Budget Basis - Sheriff Training Fund.....	103
Schedule Of Revenues, Expenses And Changes In Fund Balances - Budget And Actual - Budget Basis - Public Safety Citizen Contributions Fund.....	104
Schedule Of Revenues, Expenses And Changes In Fund Balances - Budget And Actual - Budget Basis - Law Enforcement Department Of Justice Grants Fund.....	105
Schedule Of Revenues, Expenses And Changes In Fund Balances - Budget And Actual - Budget Basis - Sheriff Civil Charges Fund.....	106
Schedule Of Revenues, Expenses And Changes In Fund Balances - Budget And Actual - Budget Basis - Sheriff Revolving Fund.....	107
Schedule Of Revenues, Expenses And Changes In Fund Balances - Budget And Actual - Budget Basis - Inmate Security Fund.....	108
Schedule Of Revenues, Expenses And Changes In Fund Balances - Budget And Actual - Budget Basis - Sheriff K9 Operations Fund.....	109
Schedule Of Revenues, Expenses And Changes In Fund Balances - Budget And Actual - Budget Basis - Prosecuting Attorney Training Fund.....	110
Schedule Of Revenues, Expenses And Changes In Fund Balances - Budget And Actual - Budget Basis - Prosecuting Attorney Tax Collection Fund.....	111
Schedule Of Revenues, Expenses And Changes In Fund Balances - Budget And Actual - Budget Basis - Prosecuting Attorney Contingency Fund.....	112
Schedule Of Revenues, Expenses And Changes In Fund Balances - Budget And Actual - Budget Basis - Prosecuting Attorney Bad Check Collection Fund.....	113
Schedule Of Revenues, Expenses And Changes In Fund Balances - Budget And Actual - Budget Basis - Prosecuting Attorney Forfeiture Fund.....	114
Schedule Of Revenues, Expenses And Changes In Fund Balances - Budget And Actual - Budget Basis - Prosecuting Admin Handling Cost Fund Collection Fund.....	115
Schedule Of Revenues, Expenses And Changes In Fund Balances - Budget And Actual - Budget Basis - Record Preservation Fund.....	116
Schedule Of Revenues, Expenses And Changes In Fund Balances - Budget And Actual - Budget Basis - Family Services And Justice Fund.....	117
Schedule Of Revenues, Expenses And Changes In Fund Balances - Budget And Actual - Budget Basis - Circuit Drug Court Fund.....	118
Schedule Of Revenues, Expenses And Changes In Fund Balances - Budget And Actual - Budget Basis - Administration Of Justice Fund.....	119
Schedule Of Revenues, Expenses And Changes In Fund Balances - Budget And Actual - Budget Basis - Neighborhood Improvement District Fund.....	120

**Part II - Financial Section (Continued):**

Schedule Of Revenues, Expenses And Changes In Fund Balances - Budget And Actual - Budget Basis - Law Library Fund.....	121
Debt Service Funds Descriptions .....	122
Combining Balance Sheet - Nonmajor Debt Service Funds .....	123
Combining Statement Of Revenues, Expenditures And Changes In Fund Balances - Nonmajor Debt Service Funds .....	124
Schedule Of Revenues, Expenses And Changes In Fund Balances - Budget And Actual - Budget Basis - Series 2010 Special Obligation Bond Fund .....	125
Schedule Of Revenues, Expenses And Changes In Fund Balances - Budget And Actual - Budget Basis - Series 2006A Neighborhood Improvement District Bond Fund.....	126
Schedule Of Revenues, Expenses And Changes In Fund Balances - Budget And Actual - Budget Basis - Series 2008 Neighborhood Improvement District Bond Fund - Sewer - Major Fund .....	127
Schedule Of Revenues, Expenses And Changes In Fund Balances - Budget And Actual - Budget Basis - Series 2010A Neighborhood Improvement District Bond Fund - Sewer .....	128
Schedule Of Revenues, Expenses And Changes In Fund Balances - Budget And Actual - Budget Basis - Series 2010 Neighborhood Improvement District Bond Fund - Sewer .....	129
Schedule Of Revenues, Expenses And Changes In Fund Balances - Budget And Actual - Budget Basis - Series 2011A Neighborhood Improvement District Bond Fund - Road.....	130
Schedule Of Revenues, Expenses And Changes In Fund Balances - Budget And Actual - Budget Basis - Series 2011B Neighborhood Improvement District Bond Fund - Sewer .....	131
Capital Projects Funds Descriptions.....	132
Combining Balance Sheet - Nonmajor Capital Projects Funds.....	133
Combining Statement Of Revenues, Expenditures And Changes In Fund Balances - Nonmajor Capital Projects Funds .....	134
Schedule Of Revenues, Expenses And Changes In Fund Balances - Budget And Actual - Budget Basis - General Capital Fund.....	135
Schedule Of Revenues, Expenses And Changes In Fund Balances - Budget And Actual - Budget Basis - One-Fifth Cent Sales Tax Capital Improvement Fund.....	136
Schedule Of Revenues, Expenses And Changes In Fund Balances - Budget And Actual - Budget Basis - Law Office Remodel IV-D 605 E. Walnut Fund.....	137

**Part II - Financial Section (Continued):**

Schedule Of Revenues, Expenses And Changes In Fund Balances - Budget And Actual - Budget Basis - 911/OEM Facility Construction Project Fund.....	138
Internal Service Funds Descriptions.....	139
Combining Statement Of Net Position - Internal Service Funds.....	140
Combining Statement Of Revenues, Expenses And Changes In Net Position - Internal Service Funds .....	141
Combining Statement Of Cash Flows - Internal Service Funds.....	142
Fiduciary Funds Descriptions.....	143 - 144
Combining Statement Of Fiduciary Net Position - Private Purpose Trust Funds.....	145
Combining Statement Of Changes In Fiduciary Net Position - Private Purpose Trust Funds .....	146
Combining Schedule Of Fiduciary Assets And Liabilities - Agency Funds .....	147
Combining Schedule Of Changes In Assets And Liabilities - Fiduciary Funds - Agency Funds .....	148 - 151

**Part III - Statistical Section:**


Statistical Section Contents .....	152
Net Position By Component.....	153
Changes In Net Position .....	154 - 155
Fund Balances Of Governmental Funds.....	156 - 157
Changes In Fund Balances Of Governmental Funds.....	158
Taxable Sales By Category .....	159
Direct And Overlapping Sales Tax Rates.....	160
Overlapping Sales Tax Rates - State, County And Cities .....	161 - 162
Ratios Of Outstanding Debt By Type .....	163
Ratios Of General Bonded Debt Outstanding .....	164
Legal Debt Margin .....	165
Pledged Revenue Coverage.....	166
Demographic And Economic Statistics.....	167
Principal Employers .....	168
Full-Time Equivalent County Employees By Function .....	169
Operating Indicators By Function .....	170
Capital Asset Statistics By Function .....	171

---

## **Introductory Section**

---





**BOONE COUNTY AUDITOR**  
**JUNE E. PITCHFORD, CPA**

**BOONE COUNTY GOVERNMENT CENTER**

801 East Walnut, Room 304 • Columbia, MO 65201-4890 • (573) 886-4275 OFFICE • (573) 886-4280 FAX

June 29, 2015

Honorable County Commissioners and Citizens of  
Boone County, Missouri:

The Comprehensive Annual Financial Report of Boone County, Missouri for the fiscal year ended December 31, 2014, is hereby submitted.

Management assumes full responsibility for the completeness and reliability of the information contained in this report, based upon a comprehensive framework of internal control that it has established for this purpose. Because the cost of internal control should not exceed anticipated benefits, the objective is to provide reasonable, rather than absolute, assurance that the financial statements are free of any material misstatements.

RubinBrown, an independent certified public accounting firm, has issued unmodified (“clean”) opinions on Boone County, Missouri’s financial statements for the year ended December 31, 2014. The independent auditors’ report is located at the front of the financial section of this report.

Management’s discussion and analysis (MD&A) immediately follows the independent auditors’ report and provides a narrative introduction, overview, and analysis of the basic financial statements. MD&A complement this letter of transmittal and should be read in conjunction with it.

## **Profile of the Government**

Boone County, organized in 1821 under applicable state statutes, is located in the central part of the state. It occupies 685 miles and serves a population of approximately 170,000. Limited-scope policymaking and legislative authority is granted through state statutes and vested in the County Commission, which consists of a Presiding Commissioner and two Associate Commissioners, each of whom serves full time. As the governing body, the County Commission is responsible for a mix of legislative and administrative duties including passing ordinances (to the extent permitted by statute), adopting the annual budget, managing county property, appointing committees, and hiring and supervising departmental directors. The Presiding Commissioner is elected at large and the two Associate Commissioners are each elected from within their respective district. Each serves a four-year term.

Operations of the County are carried out under the direction of various elected officials. In addition to the County Commissioners, other officials elected on a county-wide basis to four-year terms include the following: Assessor, Auditor, Collector of Revenue, County Clerk, Prosecuting Attorney, Public Administrator, Sheriff, Recorder of Deeds, and Treasurer. Operations of the 13<sup>th</sup> Judicial Circuit Court, which includes Boone and Callaway counties, are administered by an elected Circuit Court Clerk and elected judges.

The County provides a broad range of public services required by state law including: the 13<sup>th</sup> Judicial Circuit Court, the Prosecuting Attorney's Office, the Juvenile Office and Juvenile Detention center, the County Jail, law enforcement services for all unincorporated areas of the County, civil process service for the entire County, maintenance and retention of property records, assessment of all county property for taxing purposes, collection of property taxes for all political subdivisions within the County, voter registration and election services, maintenance of county roads, and various other public services.

Boone County's statutory *elective* form of government differs significantly from a charter form of government or a municipal council-manager form of government. Independent elected officials are directly accountable to the people of the County for carrying-out the statutory functions of their respective offices. The County Commission has no authority to impose its will on other elected officials, except through its exclusive control of county property and the adoption of the annual budget.

The County adopts an annual budget for all of its governmental funds and proprietary (internal service) funds. Project-length budgets are prepared and approved for capital projects and neighborhood improvement district projects; unexpended and unencumbered appropriations for such project-length budgets are re-appropriated, as necessary, in successive annual budgets.

The County Commission approves the annual budget at the departmental object (or class) level. The County also maintains an encumbrance accounting system as one technique of accomplishing budgetary control. Unencumbered appropriations lapse at fiscal year-end, while open encumbrances are accounted for in designated accounts within each respective fund. Open encumbrances at fiscal year end are not added to the subsequent year's budget.

The County's fiscal year is the calendar year and the annual budgetary process and timetable is governed by state statutes. Budgetary requests are due to the County Auditor by September 1<sup>st</sup> with a proposed comprehensive budget due from the County Auditor to the County Commission by November 15<sup>th</sup>. The County Commission may alter, modify, or change the proposed budget in any manner, except for the Court's budgets which may not be altered without the Court's consent or pursuant to mediation by the Judicial Finance Review Commission. The County Commission must comply with public notice and public hearing requirements and adopt the budget on or before January 10<sup>th</sup>; however, in a year in which a County Commissioner's new term of office begins (i.e., every odd-numbered year), the statutory deadline is extended to January 31<sup>st</sup>. However, the County Commission typically adopts the budget prior to December 31<sup>st</sup> each year.

For financial reporting purposes, the *reporting entity* is comprised of all County funds, agencies, and departments that make up its legal entity. The County's reporting entity does not include any component units.

## **Local Economy**

Boone County is situated in Central Missouri at the cross-roads of Interstate 70 and US Highway 63. It is a fast-growing county known for its highly educated work force, low cost of living, award-winning schools, and unique blend of rural and urban lifestyles. The County contains 685 square miles and includes six cities (Ashland, Centralia, Columbia, Hallsville, Rocheport, and Sturgeon), three towns (Harrisburg, Hartsburg, and McBaine) and other local communities (Midway, Prathersville, Wilton, and Village of Pierpont). Over the past ten years, the County's annual population growth rate has consistently out-paced that of the state.

The local economy reflects a balanced mix of retail, education, insurance, light manufacturing, construction, and finance. The County's largest city and county seat, Columbia, serves as a regional commercial center for central Missouri. The County is also home to the flagship campus of the University of Missouri, Columbia College, and Stephens College. In addition, the County serves as a regional medical center. The largest employers in the County include the University of Missouri, University Hospital and Clinics, Columbia Public Schools, Boone Hospital Center, Harry S. Truman Veterans Hospital, City of Columbia, Veterans United Home Loans, Shelter and State Farm Insurance Companies, MBS Textbook Exchange, and the Hubbell Power Systems. The County's varied economic base contributes to economic and employment stability. Although the County's unemployment rate increased significantly as a result of the recent economic recession, it has steadily improved since mid 2010 and Boone County's rate of 4.1% at December 31, 2014 compares favorably with state and national rates of 6.1% and 6.2%, respectively.

Nearly seventy percent of the County's operating revenues are derived from local sales taxes. Sales tax revenue is inherently volatile with annual growth rates for sales tax ranging between -3% and +7% over the last fifteen years. In 2007, the County experienced an unexpected and significant decline in sales tax revenue, with the annual growth rate falling below 1%. This was followed by a further decline in 2008 with a first-ever negative sales tax growth rate of -1.36%. Sales tax continued to decline during 2009, reflecting a growth rate of -2.76%. As the local economy has stabilized, sales tax revenues have improved, with Fiscal Year 2012, Fiscal Year 2013, and Fiscal Year 2014 reflecting positive growth of 3.76%, 4.32%, and 4.60%, respectively.

Other economic indicators such as building permits, real estate recordings, and the local unemployment rate reflect modest growth and improvement compared to the past several years; this trend is expected to continue in the immediate future.

Due to its strong and healthy local economy, Boone County has maintained a credit rating Aa2 from Moody's Investors Services, which places it in the top 25% of county bond ratings.

## Long-term Financial Planning and Major Initiatives

Boone County has adopted a comprehensive set of financial policies, which are included in the annual budget document. These policies are intended to guide elected officials' decisions so as to ensure that county officials manage public funds in a manner that promotes transparency and accountability; ensures fiscal stability; protects and preserves public assets; and reduces risk and uncertainty while maintaining flexibility.

As noted above, Boone County is primarily dependent on local sales tax for its operating revenues within the major funds. Such dependence on an inherently volatile revenue source increases Boone County's financial risk. To mitigate this risk and ensure adequate cash flow, the County Commission adopted a fund balance policy which established a minimum unassigned fund balance of two months expenditures (or approximately 17%) for its major operating funds. Unassigned fund balance represents the spendable portion of fund balance that is not subject to restrictions, commitments, or assignments. Unassigned fund balance in the General Fund at year end totaled \$11.2 million, or 46% of general fund expenditures, which exceeds the minimum requirement. Within Boone County's other major funds-- the Road and Bridge Fund, the Community Children's Services Fund, the 911/Emergency Management Fund, and the Law Enforcement Services Fund - all resources are legally restricted; as a result, the entire fund balance is reported as *restricted fund balance*. At the end of the fiscal year, fund balance for these funds was \$10.6 million, \$10.6 million, \$8.2 million, and \$2.6 million, respectively; each of these fund balance amounts exceeds the minimum amount required by policy.

Voters recently approved two sales tax measures that will result in significant growth and improvement in county services. A permanent one-quarter cent sale tax provides funding for community children's services and \$6.4 million in sales tax revenue was collected in Fiscal Year 2014. The tax became effective April 1, 2013 and is allocated by a commission-appointed governing board. In November 2014, the board authorized funding for \$5.3 million for purchase of service and pilot programs. By the end of Fiscal Year 2014, \$4.7 million in contracts had been approved.

The second sales tax measure approved by voters imposes an additional permanent three-eighth cent sales tax to fund existing and expanded 911 and emergency management operations. This tax became effective October 1, 2013 and will provide funding for a new facility and transfer of administrative control from the City of Columbia to Boone County. Effective January 1, 2014, financial responsibility for 911 and Emergency Management operations was transferred to the County; transfer of administrative responsibility will be accomplished over the course of 2014 and 2015 such that the transfer is completed in conjunction with relocation into the new facility. The sales tax generated \$10.2 million in Fiscal Year 2014. The dedicated sales tax will be used to improve 911 services by upgrading staffing levels to meet current demand, providing technology, radio equipment, hardware and software equipment and constructing a 911 Joint Communications/Emergency Management facility. The revenue will also be used to improve Emergency Management operations by providing dedicated staff and equipment to oversee emergency management activities and planning throughout the county.

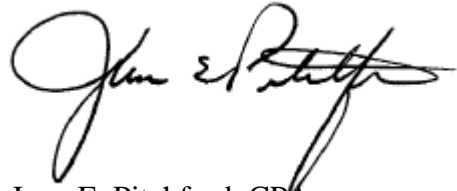
## Awards and Acknowledgements

The County's CAFR for the fiscal year ended December 31, 2013, was awarded the Certificate of Achievement for Excellence in Financial Reporting from the Government Finance Officers Association (GFOA). This was the 30th consecutive year the County has received this prestigious award. In order to be awarded a Certificate of Achievement, a government unit must publish an easily readable and efficiently organized CAFR, whose contents conform to program standards. The report satisfied both generally accepted accounting principles and applicable legal requirements.

A Certificate of Achievement is valid for one year only. We believe that our current CAFR will continue to meet the Certificate of Achievement Program requirements and we will be submitting it to the GFOA to determine its eligibility for another certificate.

I would like to recognize the County Commission and other elected officials for their part in planning and conducting the financial operations of the County. In addition, I want to express my appreciation to the staff members of the Boone County Auditor's office who assisted in the preparation of this report.

Respectfully submitted,

A handwritten signature in black ink, appearing to read "June E. Pitchford". The signature is fluid and cursive, with a large initial "J" and "P".

June E. Pitchford, CPA  
Boone County Auditor



Government Finance Officers Association

**Certificate of  
Achievement  
for Excellence  
in Financial  
Reporting**

Presented to

**Boone County  
Missouri**

For its Comprehensive Annual  
Financial Report  
for the Fiscal Year Ended

**December 31, 2013**

Executive Director/CEO

**BOONE COUNTY, MISSOURI**

---

**COUNTY OFFICIALS  
For The Year Ended December 31, 2014**

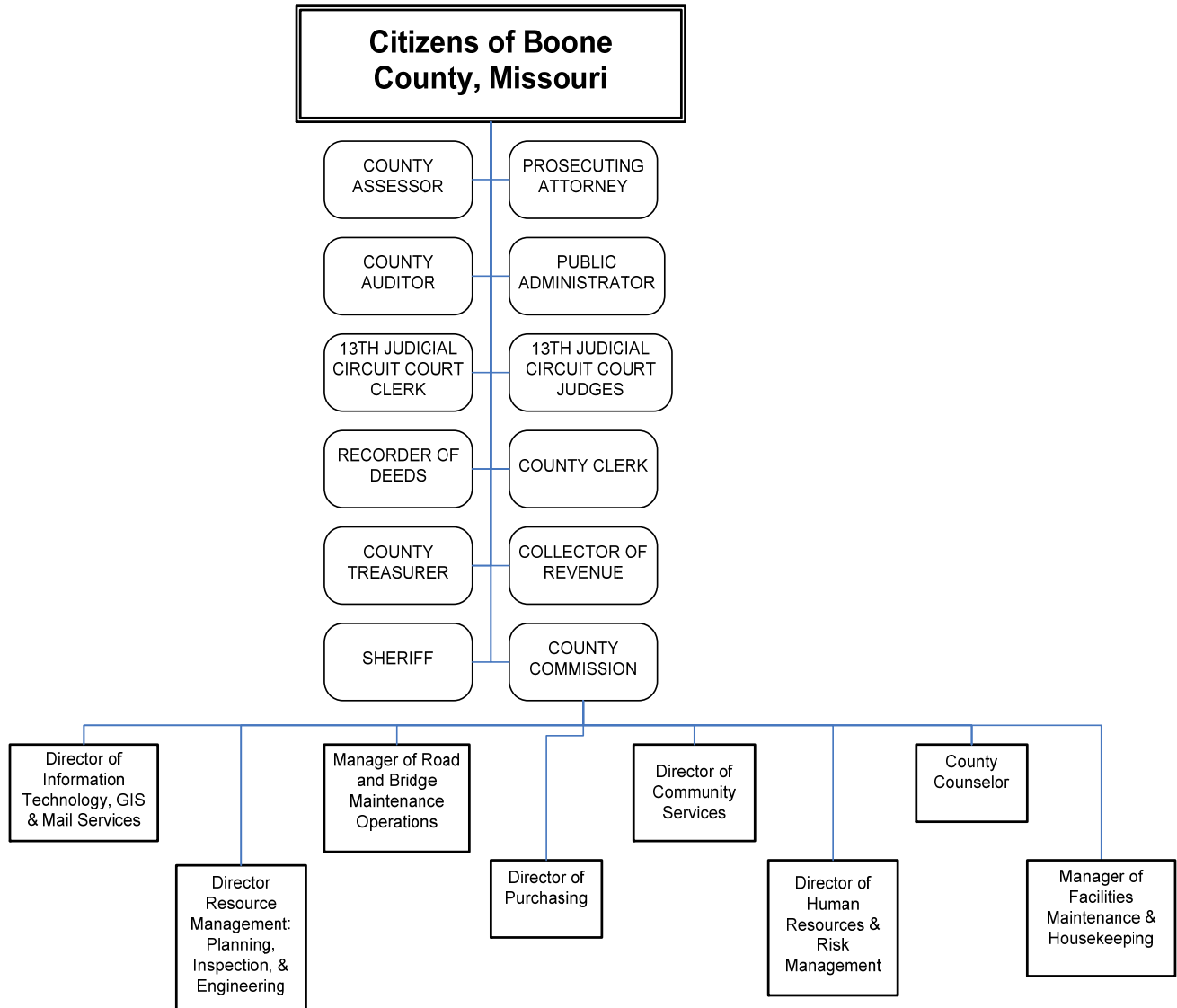
**County Commission:**

**Presiding Commissioner** ..... Dan Atwill  
**Commissioner - District I** ..... Karen M. Miller  
**Commissioner - District II** ..... Janet Thompson

**Circuit Clerk** ..... Christy Blakemore  
**Recorder of Deeds** ..... Bettie Johnson  
**County Clerk** ..... Wendy S. Noren  
**Prosecuting Attorney** ..... Daniel K. Knight  
**Sheriff** ..... Dwayne Carey  
**Auditor** ..... June E. Pitchford  
**Collector of Revenue** ..... Patricia S. Lensmeyer  
**Assessor** ..... Thomas Schauwecker  
**Treasurer** ..... Nicole Galloway  
**Public Administrator** ..... Cathy Richards

# BOONE COUNTY, MISSOURI

## ORGANIZATIONAL CHART FOR BOONE COUNTY, MISSOURI





---

**Financial Section**

---

## Independent Auditors' Report

The County Commissioners  
Boone County, Missouri

### Report on The Financial Statements

We have audited the accompanying financial statements of the governmental activities, each major fund, and the aggregate remaining fund information of Boone County, Missouri (the County), as of and for the year ended December 31, 2014, and the related notes to the financial statements, which collectively comprise the County's basic financial statements as listed in the table of contents.

### *Management's Responsibility For The Financial Statements*

Management is responsible for the preparation and fair presentation of these financial statements in accordance with accounting principles generally accepted in the United States of America; this includes the design, implementation, and maintenance of internal control relevant to the preparation and fair presentation of financial statements that are free from material misstatement, whether due to fraud or error.

### *Auditors' Responsibility*

Our responsibility is to express opinions on these financial statements based on our audit. We conducted our audit in accordance with auditing standards generally accepted in the United States of America and the standards applicable to financial audits contained in *Government Auditing Standards*, issued by the Comptroller General of the United States. Those standards require that we plan and perform the audit to obtain reasonable assurance about whether the financial statements are free from material misstatement.

An audit involves performing procedures to obtain audit evidence about the amounts and disclosures in the financial statements. The procedures selected depend on the auditors' judgment, including the assessment of the risks of material misstatement of the financial statements, whether due to fraud or error. In making those risk assessments, the auditor considers internal control relevant to the entity's preparation and fair presentation of the financial statements in order to design audit procedures that are appropriate in the circumstances, but not for the purpose of expressing an opinion on the effectiveness of the entity's internal control. Accordingly, we express no such opinion. An audit also includes evaluating the appropriateness of accounting policies used and the reasonableness of significant accounting estimates made by management, as well as evaluating the overall presentation of the financial statements.

We believe that the audit evidence we have obtained is sufficient and appropriate to provide a basis for our audit opinions.

### ***Opinions***

In our opinion, the financial statements referred to above present fairly, in all material respects, the respective financial position of the governmental activities, each major fund, and the aggregate remaining fund information of the County as of December 31, 2014, and the respective changes in financial position and, where applicable, cash flows thereof for the year then ended in accordance with accounting principles generally accepted in the United States of America.

### **Other Matters**

#### ***Required Supplementary Information***

Accounting principles generally accepted in the United States of America require that the Management's Discussion and Analysis on pages 4 through 19, the Budgetary Comparison Information on pages 62 through 76, and the Other Post-Employment Benefits Schedule on page 77 be presented to supplement the basic financial statements. Such information, although not a part of the basic financial statements, is required by the Governmental Accounting Standards Board who considers it to be an essential part of financial reporting for placing the basic financial statements in an appropriate operational, economic, or historical context. We have applied certain limited procedures to the required supplementary information in accordance with auditing standards generally accepted in the United States of America, which consisted of inquiries of management about the methods of preparing the information and comparing the information for consistency with management's responses to our inquiries, the basic financial statements, and other knowledge we obtained during our audit of the basic financial statements. We do not express an opinion or provide any assurance on the information because the limited procedures do not provide us with sufficient evidence to express an opinion or provide any assurance.

#### ***Other Information***

Our audit was conducted for the purpose of forming opinions on the financial statements that collectively comprise the City's basic financial statements. The introductory section, combining and individual nonmajor fund financial statements and statistical section are presented for purposes of additional analysis and are not a required part of the basic financial statements.

The combining and individual nonmajor fund financial statements and the budgetary comparison information are the responsibility of management and were derived from and relate directly to the underlying accounting and other records used to prepare the basic financial statements. Such information has been subjected to the auditing procedures applied in the audit of the basic financial statements and certain additional procedures, including comparing and reconciling such information directly to the underlying accounting and other records used to prepare the basic financial statements or to the basic financial statements themselves, and other additional procedures in accordance with auditing standards generally accepted in the United States of America. In our opinion, the combining and individual nonmajor fund financial statements and the budgetary comparison information schedules are fairly stated, in all material respects, in relation to the basic financial statements as a whole.

The introductory and statistical sections have not been subjected to the auditing procedures applied in the audit of the basic financial statements, and accordingly, we do not express an opinion or provide any assurance on them.

**Other Reporting Required By *Government Auditing Standards***

In accordance with *Government Auditing Standards*, we have also issued our report dated June 29, 2015 on our consideration of the County's internal control over financial reporting and on our tests of its compliance with certain provisions of laws, regulations, contracts, and grant agreements and other matters. The purpose of that report is to describe the scope of our testing of internal control over financial reporting and compliance and the results of that testing, and not to provide an opinion on internal control over financial reporting or on compliance. That report is an integral part of an audit performed in accordance with *Government Auditing Standards* in considering the County's internal control over financial reporting and compliance.

*RubinBrown LLP*

June 29, 2015

# BOONE COUNTY, MISSOURI

---

## MANAGEMENT'S DISCUSSION AND ANALYSIS

This section of the County's Comprehensive Annual Financial Report presents a narrative overview and analysis of the financial activities of Boone County, Missouri, for the fiscal year ended December 31, 2014. Readers are encouraged to consider the information presented here in conjunction with additional information provided in the letter of transmittal, located at the front of this report, along with the County's basic financial statements (including footnotes), which are presented in the following section.

### Financial Highlights

- On a government-wide basis, Boone County's assets exceeded liabilities and deferred inflows of resources at the close of the most recent fiscal year by \$147.5 million. Of this amount, approximately \$15.2 million is unrestricted and may be used to meet the government's ongoing obligations to citizens and creditors.
- On a government-wide basis, Boone County's total net position increased by \$15 million or 11.3% during the fiscal year. The cost of Boone County's governmental activities was \$52 million and combined revenues, including program revenues and general revenues, totaled \$67 million.
- At the close of the current fiscal year, Boone County's governmental funds reported combined ending fund balances of \$56.1 million, an increase of \$16.1 million in comparison with the prior year. Approximately 20% of the combined fund balances (\$11.2 million) is available for spending at the government's discretion (*unassigned fund balance*).
- At the end of the current fiscal year, unrestricted fund balance (the total of the *committed, assigned, and unassigned components of fund balance*) for the General Fund was \$14 million, or approximately 57% of total General Fund expenditures. Of this amount, \$2.8 million was appropriated for spending in the FY 2015 budget (*assigned*), resulting in \$11.2 million *unassigned fund balance* in the General Fund.
- Boone County's total long-term debt decreased by approximately \$336,000. The net decrease is the result of scheduled principal repayments exceeding the increases in accrued compensated absence liability and other post employment benefits (OPEB) liability. The increases for accrued compensated absence liability and the liability for OPEB increased by approximately \$129,000 and \$92,000, respectively.
- General fund revenues totaled \$26 million, which exceeded budgetary estimates by approximately \$396,000, or 1.5%.
- General fund expenditures (GAAP basis) were \$24.20 million. On a budgetary basis, the General fund expenditures totaled \$24.22 million which resulted in a favorable budgetary variance of \$3 million, or 11.18%.
- Fund balance in the General Fund increased by approximately \$1.75 million, due to revenues exceeding expenditures.

### Overview of the Financial Statements

The discussion and analysis provided here are intended to serve as an introduction to Boone County's basic financial statements. This Comprehensive Annual Financial Report (CAFR) includes supplementary information intended to furnish additional detail to support the basic financial statements themselves and is organized as follows:

- **Introductory Section** - includes the transmittal letter and general information;
- **Management Discussion and Analysis (MD&A)**, this part of the report;
- **The Basic Financial Statements** - consists of three components: 1) government-wide financial statements; 2) fund financial statements; and 3) the notes to financial statements includes;
- **Required Supplementary Information** - includes budgetary comparison information for certain major funds and certain other required disclosures;
- **Other Supplementary Information** - includes combining statements for nonmajor governmental funds, internal service funds, and fiduciary funds, as well as budgetary comparison schedules for nonmajor special revenue, debt service, and capital project funds; and,
- **Statistical Information** - includes additional information intended to provide a context for understanding information presented in other sections of the report.

#### *Government-wide Financial Statements*

The government-wide financial statements are designed to provide readers with a broad overview of Boone County's finances in a manner similar to a private-sector business, using a full accrual basis of accounting. These financial statements report information about the County as a whole and provide both long-term and short-term information about the County's overall financial condition. The two government-wide financial statements, **Statement of Net Position** and **Statement of Activities**, report Boone County's net position and how it has changed from the previous year. Boone County does not provide services through *business-type activities* (such as a public utility); consequently, only *governmental activities* are included in the County's financial statements.

The **Statement of Net Position** presents information on all of Boone County's assets, liabilities, and deferred inflows/outflows of resources, with the difference reported as net position. Over time, increases or decreases in net position may serve as a useful indicator of whether the financial position of Boone County is improving or deteriorating. (A ten-year history is presented in the statistical section of this report.)

## BOONE COUNTY, MISSOURI

---

### Management's Discussion And Analysis (*Continued*)

The **Statement of Activities** presents information showing how Boone County's net position changed during the most recent fiscal year. All changes in net position are reported as soon as the underlying event giving rise to the change occurs, *regardless of the timing of related cash flows*. Thus, revenues and expenses are reported for some items that will only result in cash flows in future fiscal periods (e.g., uncollected taxes and earned but unused vacation leave). The Statement of Activities presents the various governmental activities of Boone County and the degree to which they are supported by charges for services, federal and state grants and contributions, tax revenues, and investment income.

The government-wide financial statements are the first statements included in the Basic Financial Statements tab section and can be found on pages 20-21 of this report.

### ***Fund Financial Statements***

The second set of financial statements is the **Fund Financial Statements** which provide information about groupings of related accounts which are used to maintain control over resources that have been segregated for specific activities or objectives. Boone County, like other state and local governments, uses fund accounting to ensure and demonstrate compliance with finance-related legal requirements. All of the funds of Boone County can be divided into three categories: governmental funds, proprietary funds, and fiduciary funds.

- ***Governmental Funds***. Governmental funds are used to account for governmental activities; however, unlike the government-wide financial statements, governmental fund financial statements focus on near-term inflows and outflows of spendable resources as well as on balances of spendable resources available at the end of the fiscal year. Such information may be useful in assessing a government's near-term financing requirements.

As noted above, Boone County does not operate business-type activities; because of this, the government-wide financial statements reflect only those balances and results of operations pertaining to *governmental activities*. It is useful to compare the information presented for *governmental funds* with similar information presented for *governmental activities* in the government-wide financial statements. By doing so, readers may better understand the long-term impact of the government's near-term financing decisions. Both the governmental fund balance sheet and the governmental fund statement of revenues, expenditures, and changes in fund balances provide a reconciliation to facilitate this comparison between *governmental funds* and *governmental activities*.

Boone County maintains numerous individual governmental funds according to their type (general, special revenue, debt service, and capital projects). Information is presented separately in the governmental fund balance sheet and in the governmental fund statement of revenues, expenditures, and changes in fund balances for funds that are considered to be a major fund. Financial information for all nonmajor funds is combined into a single aggregated presentation. Individual fund data for each of the nonmajor governmental funds is provided in the form of combining statements in the combining and individual fund statements and schedules section of this report.

## BOONE COUNTY, MISSOURI

---

### Management's Discussion And Analysis (*Continued*)

Fund financial statements for governmental funds are prepared using a modified accrual basis of accounting which differs from the full-accrual basis of accounting used to prepare the government-wide financial statements. Because of the resulting differences, a reconciliation of the fund financial statements to the government-wide financial statements is provided.

The basic governmental fund financial statements can be found on pages 22-25 of this report.

- ***Proprietary Funds.*** Proprietary funds offer short-term and long-term financial information about the various internal services which the County provides through a business-type operation, using a full accrual basis of accounting. The County does not operate enterprise activities, where the customers are primarily external to the County, such as a public utility. Rather, the County operates several internal service activities, where the customers are internal County departments, such as Facilities Maintenance and Housekeeping and self-insured employee benefits.

The basic proprietary fund financial statements can be found on page 26-28 of this report.

- ***Fiduciary Funds.*** Fiduciary funds are used to account for resources held for the benefit of individuals or entities outside of the government. Fiduciary funds are not reported in the government-wide financial statements because the resources of those funds are not available to support Boone County's operations and services. The accounting used for fiduciary funds is much like that used for proprietary funds.

Boone County maintains three different types of fiduciary funds. The *Pension trust fund* is used to report resources held in trust for retirees and beneficiaries covered by the *Boone County Matching Pension Plan*. *Private purpose trust funds* are used to report resources held in trust for maintenance and upkeep of private cemeteries and where Boone County has been appointed trustee. *Agency funds* reports resources held by Boone County in a custodial capacity for individuals, private organizations and other governments.

The fiduciary fund financial statements can be found on pages 29-30 of this report.

### ***Notes to the Financial Statements***

The notes provide additional information that is necessary to acquire a full understanding of the data provided in the government-wide and fund financial statements. The notes to the financial statements can be found on pages 31-61 of this report.



## **BOONE COUNTY, MISSOURI**

---

### Management's Discussion And Analysis (*Continued*)

#### ***Other Information***

In addition to the basic financial statements and accompanying notes, this report also presents *required supplementary information* concerning Boone County's budgetary compliance for the general fund and major special revenue funds as well as progress in funding its obligation to provide OPEB benefits to its employees. Required Supplementary Information can be found on pages 62-77 of this report.

The combining statements referred to earlier in connection with nonmajor governmental funds, internal service, and agency funds are presented immediately following the required supplementary information, in the *other supplementary information* section. Combining and individual fund statements and schedules can be found on pages 78-151.

Statistical information is presented on pages 152 - 171 of this report.

#### **Financial Analysis of the County as a Whole**

As noted earlier, net position over time may serve as a useful indicator of a government's financial position. Boone County's assets exceeded its liabilities and deferred inflows of resources by \$147.5 million at the close of the most recent fiscal year.

#### ***Net Position***

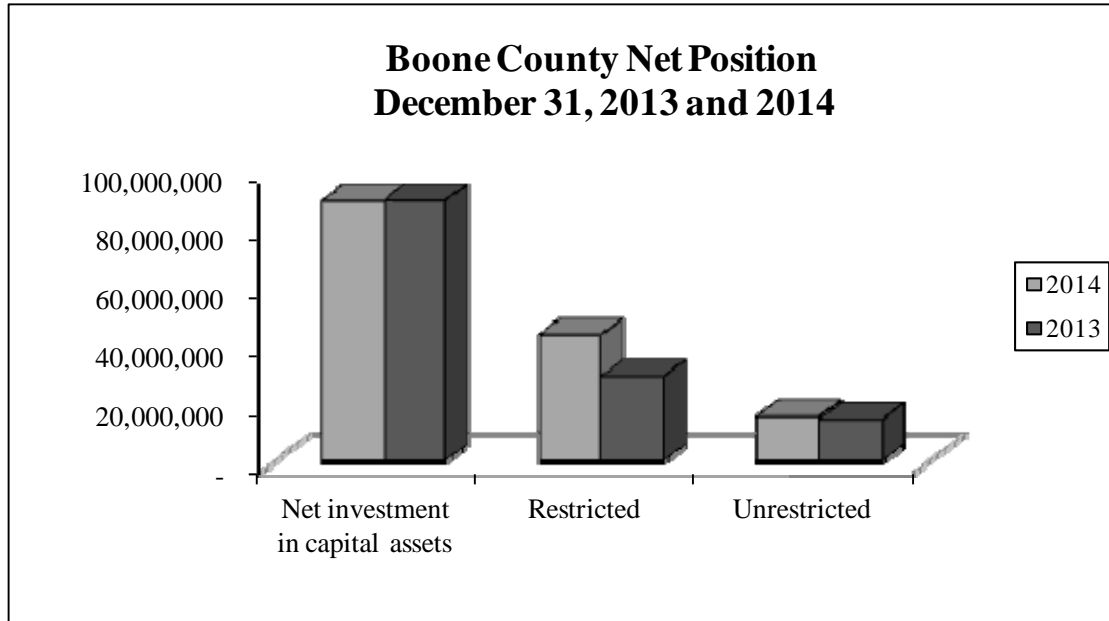
On a government-wide basis, the County's net position increased by \$15 million over the previous year, as shown in the table below. A discussion and analysis of the various factors resulting in this increase are presented in the following section.



## BOONE COUNTY, MISSOURI

### Management's Discussion And Analysis (*Continued*)

The chart below shows the change in net position components from the prior fiscal year.



### ***Governmental Activities***

The schedule below shows the revenues and expenses for the County's activities for the current fiscal year as compared to the previous fiscal year.

The County's total revenue on a government-wide basis was \$67 million, an increase of \$10.8 million over the previous fiscal year. The increase is due to increased sales tax revenues, primarily from the addition of two voter-approved sales taxes for Community Children's Services and 911 and Emergency Management operations.

Taxes (all sources combined) comprise approximately 79.1% of total revenue, with sales tax as the largest single source, accounting for 71.8% of all County revenue. Sales tax revenue is a primary source of operating revenue to the General Fund and the Road and Bridge Fund and it is the sole revenue source (other than investment income) to the Law Enforcement Services Fund, Community Children's Services Fund, and 911/Emergency Management Fund. Actual sales tax revenue exceeded budget estimates, reflecting an annual growth rate of 4.6% compared to budgetary growth estimates of 2.5%.

**BOONE COUNTY, MISSOURI**Management's Discussion And Analysis (*Continued*)

Charges for services account for approximately 10.6% of total revenue; grants and other support account for approximately 5.4% of total revenue. The remaining 4.9% of County revenues are derived from hospital lease revenue, investment income, gains on sale of capital assets, and other revenue.

**Boone County, Missouri**  
**Schedule of Changes in Net Assets**  
**For the Fiscal Years Ended December 31,**

	<b>2014</b>		<b>2013</b>
	<b>Governmental</b>		<b>Governmental</b>
	<b>Activities</b>		<b>Activities</b>
<b>Revenues:</b>			
Program revenues:			
Charges for services	\$ 7,087,351	\$	7,110,884
Operating Grants and Contributions	3,648,278		3,237,307
Capital Grants and Contributions	—		204,298
General revenues:			
Property Taxes	4,769,223		4,527,182
Sales Taxes	48,137,972		37,551,262
Franchise and other taxes	186,189		215,436
Investment income	242,745		45,216
Hospital lease revenue	2,327,005		2,293,068
Gain on sale of capital assets	91,278		210,676
Other	596,702		792,917
Total revenues	<u>67,086,743</u>		<u>56,188,246</u>
<b>Expenses:</b>			
General government operations	9,086,015		8,439,738
Public safety and judicial	22,083,370		19,634,153
Environment, protective inspection, and infrastructure	18,215,369		18,354,794
Community health and public services	2,208,464		1,452,008
Economic vitality	53,000		53,000
Beautification and recreation	346,172		335,338
Interest and fiscal charges	90,734		103,572
Total expenses	<u>52,083,124</u>		<u>48,372,603</u>
Change in net position	15,003,619		7,815,643
Net position, beginning of year	132,521,654		124,706,011
Net position, end of year	<u>\$ 147,525,273</u>	\$	<u>132,521,654</u>

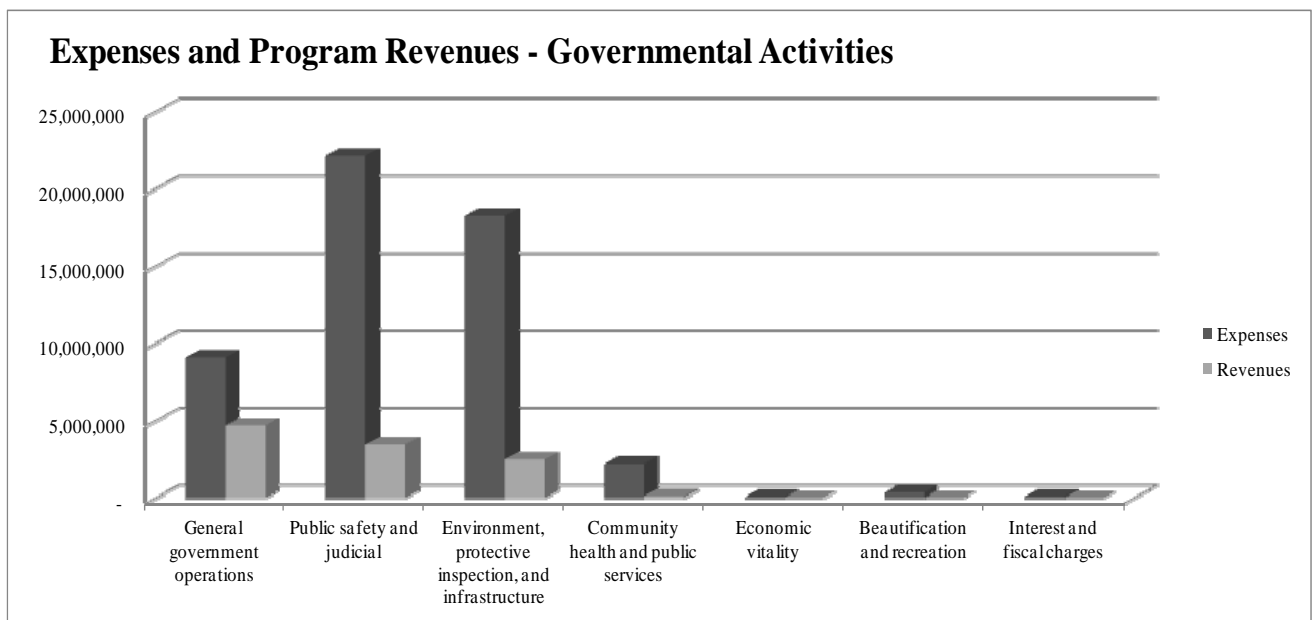
## BOONE COUNTY, MISSOURI

### Management's Discussion And Analysis (*Continued*)

The total cost of all programs and services was \$52 million, an increase of approximately \$3.7 million over the previous year. The increase is primarily attributable to costs related to Community Children's Services activities and 911 and Emergency Management activities, two new services areas funded by sales tax levies approved by voters.

The County's expenses cover a broad range of services typically provided by county government. Public Safety and Judicial accounts for 42% of total expenses while Environment, Protective Inspection, and Infrastructure (primarily road and bridge activities) accounts for 35% of total expense. General Government Operations accounts for 17% of total expenses. These areas also account for the largest burden on general tax revenues in the amount of \$18.6 million (environment, protective inspection and infrastructure), \$15.7 million (Public Safety and Judicial), and \$4.4 million, (general government).

The graph below shows the relationship of program revenues to functional area of expense for the year.



As previously noted, governmental activities increased the County's net position by approximately \$15 million compared to an increase of \$7.8 million the previous year. This change in net position is attributable to the net impact of increased revenues described above.

## BOONE COUNTY, MISSOURI

---

### Management's Discussion And Analysis (*Continued*)

#### **Financial Analysis of the County's Funds**

As noted earlier, Boone County uses fund accounting to ensure and demonstrate compliance with finance-related legal requirements. As such, the focus of Boone County's governmental funds is significantly different than that of the government-wide financial statements. A discussion and analysis of the County's three types of fund financial statements (governmental funds, proprietary funds, and fiduciary funds) is presented below.

#### ***General Fund and Other Governmental Funds***

The focus of Boone County's *governmental funds* is to provide information on the inflows, outflows, and balances of resources that are available for spending as well as to demonstrate compliance with budgetary, statutory, and other legal requirements. Such information is useful in assessing Boone County's financing requirements. As a result, the fund financial statements reflect a *current financial resources* focus rather than a focus on *total economic resources*, which is used in the government-wide financial statements.

In particular, *unassigned fund balance* may serve as a useful measure of a government's net resources available for discretionary use as it represents the portion of fund balance which has not been limited to use for a particular purpose by either an external party or by Boone County itself.

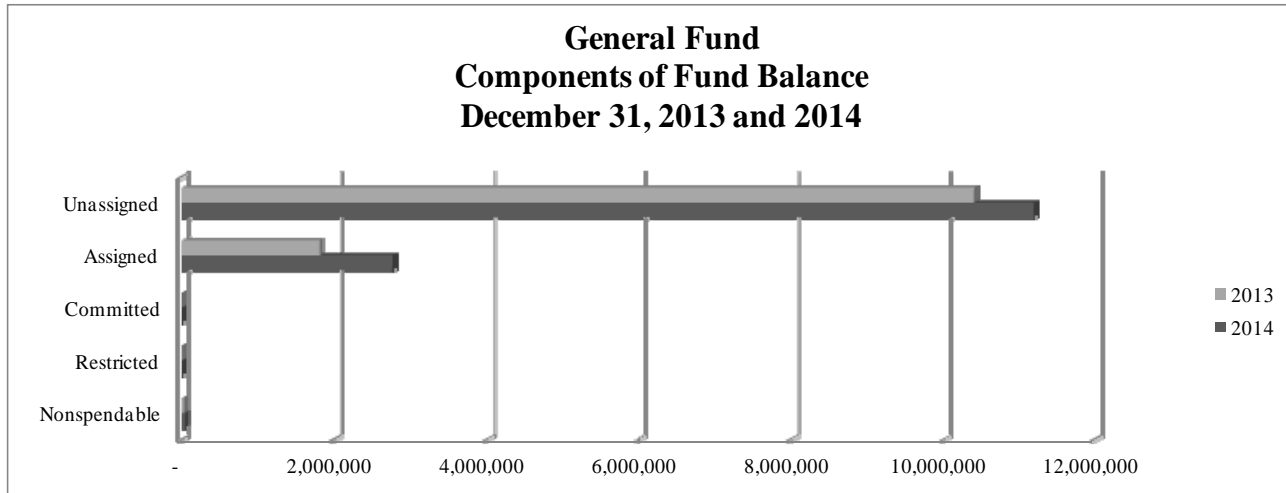
At the end of the fiscal year, Boone County's governmental funds reported combined fund balances of \$56.1 million, an increase of \$16.1 million in comparison with the prior year. Approximately 20% of this amount (\$11.2 million) constitutes *unassigned fund balance*, which is available for spending at the government's discretion. The remainder of the fund balance is either *nonspendable, restricted, committed, or assigned*.

The General Fund is the primary operating fund of Boone County. At the end of the fiscal year, unassigned fund balance of the General Fund was \$11.2 million. Total fund balance increased by \$1.7 million for the year to a total of \$14 million. This increase resulted from a combination of favorable revenue and favorable spending variances. Favorable revenue variances include sales tax revenue and property tax commission revenue. Favorable spending variances resulted from public safety and judicial operations as well as in general government operations. Of this total fund balance, \$2.7 million was appropriated in the following year's budget and is therefore classified as *assigned fund balance*. As a measure of the General Fund's liquidity, it may be useful to compare unassigned fund balance to total General Fund expenditures; unassigned fund balance represents approximately 46% of total General Fund expenditures.

## BOONE COUNTY, MISSOURI

### Management's Discussion And Analysis (*Continued*)

The chart below provides a comparison of fund balance components for the General Fund for the most recent two fiscal years.



The Road and Bridge Fund, a major fund, provides financing for roadway infrastructure maintenance activities, pavement preservation activities, distributions to local cities and a special road district, as well as limited, small-scale road improvements. During the year, the total fund balance in the Road and Bridge Fund increased by approximately \$1.6 million, or 17%, to a fiscal year-end total of \$10.7 million. The increase is primarily due to increased sales tax revenue and favorable spending variances. Externally-imposed restrictions result in the entire fund balance being classified as *restricted fund balance*.

The Children's Services Fund was a new major fund in 2013. This fund was created to account for the permanent one-quarter cent sales tax approved by voters that became effective April 1, 2013. The \$5.8 million increase in fund balance is due to accumulated sales tax revenues that have been received since April 1, 2013, but were not spent as funding policies were being developed by the commission-appointed Bone County Children's Services Board (BCCSB). The initial requests for proposals and subsequent awarded contracts for services were completed late in 2014. Externally-imposed restrictions result in the entire fund balance being classified as *restricted fund balance*.

The 911/Emergency Management Sales Tax Fund was a new major fund in 2013. This fund was created to account for the permanent three-eighths cent sales tax approved by voters that became effective October 1, 2013. The \$5.8 million increase in fund balance is the result of sales tax revenue accumulating during the design phase for the new Emergency Communications Center (ECC). The county issued special revenue bonds in January 2015 to fund the construction of the new facility and intends to use accumulated sales tax revenues to pay for the equipment and technology for the ECC. Additional accumulation of resources is expected to occur until the new facility is completed and operations are expanded as intended upon relocation to the new facility. Externally-imposed restrictions result in the entire fund balance being classified as *restricted fund balance*.

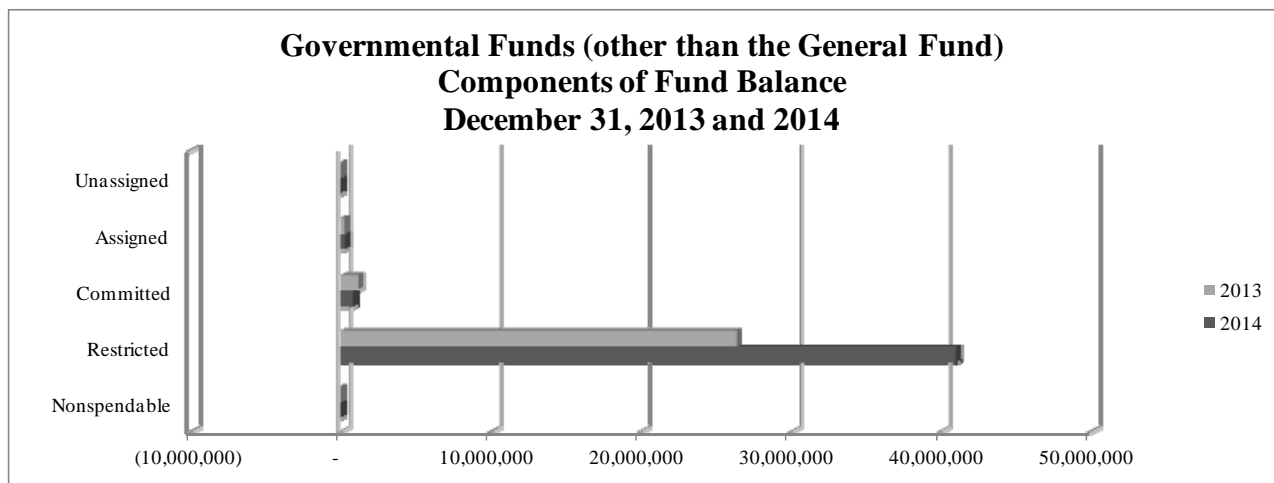
## BOONE COUNTY, MISSOURI

### Management's Discussion And Analysis (*Continued*)

The fund balance in the Law Enforcement Services Fund, a major fund, increased by approximately \$405,000 or 18%. This increase is primarily due to favorable variances for sales tax revenue and favorable spending variances. Externally-imposed restrictions result in the entire fund balance being classified as *restricted fund balance*.

Fund balances in the County's non-major governmental funds, all combined, totaled \$10 million at year end, increasing by approximately \$713,000, or 7.7%. The increase is primarily due to favorable spending variances. Of the \$10 million total fund balance within the non-major governmental funds, approximately \$8.9 million, or 89% is restricted due to externally imposed restrictions.

The chart below provides a comparison of fund balance components for all governmental funds combined other than the General Fund.



### ***Proprietary Funds***

The County's proprietary funds provide the same type of information found in the government-wide financial statements, but in more detail.

As previously noted, the County does not operate enterprise funds; however it does utilize several internal service funds to account for services provided to county departments on a cost recovery basis. At the end of the fiscal year, total unrestricted net position of \$4.18 million for the County's various internal service funds were comprised of the following:

- Self-Insured Health Plan: \$ 568,581
- Self-Insured Dental Plan: \$ 96,988
- Self-Insured Workers' Compensation: \$ 1,035,678
- Facilities and Grounds: \$ 704,953
- Building/Ground Capital Repair and Replacement: \$ 1,247,779
- Building Utilities: \$ 176,786



## **BOONE COUNTY, MISSOURI**

---

### Management's Discussion And Analysis (*Continued*)

- Health Facility Capital Repair and Replacement-
  - Family Health Center Unit: \$ 69,324
  - Health Department Unit: \$ 29,866
- Public Works Capital Repair and Replacement: \$ 252,560

#### ***Fiduciary Funds***

The County maintains a fiduciary fund for the assets of the pension trust fund for Boone County Matching Pension Plan for county employees. At the end of the current fiscal year, the net position of the pension fund totaled approximately \$2.72 million, representing an increase of more than \$225,000, or 9%, in comparison to the previous year. The increase is due to investment income and employer contributions exceeding benefit disbursements.

The County is trustee for three private-purpose trust funds. At the end of the current fiscal year, net position of the trust funds totaled approximately \$109,000 representing a decrease of approximately \$2,600 in comparison to the previous year. The change is due to expenses exceeding investment income.

The County is the custodian of numerous agency funds. The most common use of agency funds is to account for pass-through activity associated with property tax collection and distribution; however, the County administers numerous agency funds for various other purposes such as pass-through criminal costs, inmate funds, and unclaimed fees. At the end of the fiscal year, the combined gross assets of the agency funds totaled approximately \$179 million.

#### ***General Fund Budgetary Highlights***

The final budget for the County's General Fund represents the original budget plus any supplemental appropriations approved during the year, combined with transfers of budgeted funds between departments and accounts. Prior year encumbrances are accounted for in designated accounts within each respective fund and are not added to the subsequent year's budget. Supplemental appropriations to the General Fund for the year totaled \$172,700 and represent budgetary increases associated with various grants and contracts received during the year as well as increases to re-appropriate the unexpired balances of various grants where the grant year does not align with the County's fiscal year. Several revenue sources exceeded budgetary estimates, contributing to the overall favorable budget variance of 1.55%; these revenue sources included property tax commission, sales tax, and various license and permit fees. Actual spending was less than budgeted, representing 89% of budget. Appropriate adjustments, if needed, were implemented in the Fiscal Year 2015 budget process, depending on the causal factors of these variances. Actual spending in the General Fund is consistently less than budget due to the unspent emergency appropriations and miscellaneous savings across a variety of departments and accounts. However, the Sheriff and Corrections operations continue to experience an increase in the number of employee vacancies and this has contributed to the budgetary variances. The first phase of a county-wide salary study was implemented in 2014 and it is expected that this will have a positive impact on the turnover and vacancy rate and thereby reduce the budgetary variances. It is not legally permissible for County spending to exceed budgetary amounts; therefore spending variances will always be favorable.

## BOONE COUNTY, MISSOURI

---

### Management's Discussion And Analysis (*Continued*)

## Capital Assets and Debt Administration

### *Capital Assets*

At the close of the fiscal year, the County's investment in a broad range of capital assets, including infrastructure assets (net of accumulated depreciation) totaled approximately \$91.1 million. This amount represents a net decrease of approximately \$676,000, or 0.7%, in comparison to the previous year and is the result of retirements and depreciation exceeding investment in capital assets. Detailed information is provided in the schedule below.

	<b>2014</b>		<b>2013</b>
	<b>Governmental</b>		<b>Governmental</b>
	<b>Activities</b>		<b>Activities</b>
	<hr/>		<hr/>
Land	\$ 7,109,489	\$	7,109,489
Land-Infrastructure	10,909,021		10,914,911
Construction in progress	731,243		112,607
Construction in progress - Intangibles	196,963		203,226
Construction in progress-Infrastructure	194,539		143,029
Works of art	131,228		131,228
Buildings and improvements	38,862,606		39,239,147
Vehicles and equipment	6,339,158		6,212,725
Office furniture and equipment	383,288		412,166
Infrastructure	<hr/> 26,224,010		<hr/> 27,279,501
Total capital assets	<hr/> <hr/> \$ 91,081,545	\$	<hr/> <hr/> 91,758,029

For government-wide financial presentation, all depreciable capital assets were depreciated from acquisition date to the end of the current fiscal year. Fund financial statements, however, reflect capital asset purchases as expenditures and ignore depreciation. Depreciation expense of \$4.6 million was recognized in the government-wide financial statements for fiscal year 2014; this compares to \$4.8 million for the previous year.

Capital asset additions in the current year totaled approximately \$5.05 million. Capital asset retirements and disposals in the current year totaled approximately \$1.1 million (net of accumulated depreciation) and consisted primarily of vehicles, office furniture, equipment, and infrastructure.

Additional information on Boone County's capital assets can be found in footnote 7 on page 50 of this report.

## BOONE COUNTY, MISSOURI

---

### Management's Discussion And Analysis (*Continued*)

#### *Long-term Debt*

The schedule below summarizes the changes in net outstanding debt. As previously noted, the County does not report business type activities; accordingly, all debt is attributable to governmental activities.

**Boone County, Missouri**  
**Schedule of Changes in Net Outstanding Debt**  
**December 31,**

	<b>Fiscal Year</b>		<b>Fiscal Year</b>
	<b>2014</b>		<b>2013</b>
<b>Governmental Activities</b>			
General Obligation Debt	\$ 1,579,036	\$	1,699,736
Special Obligation Debt	2,060,000		2,490,000
Unamortized premiums	17,687		22,684
Accrued compensated absences	1,406,208		1,276,806
Other post-employment benefits	370,996		278,796
	<hr/>		<hr/>
Total	\$ 5,433,927	\$	5,768,022

At the end of the current fiscal year, the County had long-term liabilities for governmental activities in the amount of \$5.4 million, which reflects a reduction of approximately \$334,000 in comparison to \$426,000 in the previous year. Of this amount, \$2.1 million, or 38%, are special obligation bonds being retired through a combination of general fund and special revenue fund appropriations. Approximately \$1.6 million, or 29%, are general obligation bonds issued for the Neighborhood Improvement District program and are being retired through special assessments. Accrued compensated absences liability accounts for 26% of total long-term debt at approximately \$1.4 million. Additional information on Boone County's long-term debt can be found in note 8 on page 51 of this report.

#### **Economic Outlook**

The County's unemployment rate of 4.1% compares favorably to the state and federal rates of 6.1% and 6.2%, respectively (published rates as of December 31, 2014). With a population of approximately 172,000, Boone County is the eighth largest county in Missouri and has experienced population growth of more than 20% over the past decade; this compares to 5.0% population growth for the state as a whole for the same time period.

## **BOONE COUNTY, MISSOURI**

---

### Management's Discussion And Analysis (*Continued*)

Local sales tax is the single most important revenue source to the County and its growth rate declined significantly in 2007, becoming negative in 2008 (-1.36%) and again in 2009 (-2.76%). The 2008 negative annual growth rate was the first-ever negative sales tax growth rate for Boone County. Since 2009, sales tax revenues have grown at annual rates of 3.9%, 5.04%, 3.76%, 4.32%, and 4.6% for FY 2010, 2011, 2012, 2013 and 2014, respectively. For the 5-year period of fiscal years 2010 to 2014, the aggregate sales tax growth was 21.6%, or an annual average growth rate of 4.32%. Sales tax revenue is inherently volatile, responding very quickly to changing economic conditions, particularly consumer spending. Given the significance of this revenue source, Boone County is at risk in the event of sudden and significant decline; however, current trends suggest modest growth is likely to continue.

These trends combined with low investment income and lagging state reimbursement revenues will present continuing budget challenges in the foreseeable future.

### **Requests for Information**

This financial report is designed to provide a general overview of the finances of Boone County, Missouri, for all those with an interest in the government's finances. Questions concerning any of the information provided in this report or requests for additional financial information should be directed to the office of Boone County Auditor, Roger B. Wilson Government Center, 801 E. Walnut, Room 304, Columbia, MO 65201.

---

## **Basic Financial Statements**

---

---

# BOONE COUNTY, MISSOURI

## STATEMENT OF NET POSITION December 31, 2014

	Governmental Activities
ASSETS	
Cash and cash equivalents	\$ 11,972,351
Investments	42,848,884
Accrued interest	65,699
Accounts receivable	506,938
Commissions receivable	357,322
Property taxes receivable, net	668,853
Assessments receivable	1,287,974
Sales taxes receivable	8,527,799
Due from other governments	776,149
Prepaid items	46,376
Restricted assets:	
Cash and cash equivalents	238,011
Investments	205,176
Capital assets, net:	
Nondepreciable	19,272,483
Depreciable	71,809,062
Total assets	<u>158,583,077</u>
LIABILITIES	
Accounts payable	3,570,487
Wages payable	855,482
Accrued liabilities	95,356
Due to other governments	1,744
Due to others	119,176
Estimated liability for claims incurred but not paid	440,761
Unearned revenue	485,592
Interest payable	33,588
Long-term liabilities:	
Due within one year	1,489,797
Due within more than one year	3,944,130
Total liabilities	<u>11,036,113</u>
DEFERRED INFLOWS OF RESOURCES	
Deferred gain on refunding long-term debt	21,691
Total deferred inflows of resources	<u>21,691</u>
NET POSITION	
Net investment in capital assets	89,021,545
Restricted for:	
Debt service	2,107,818
Capital projects	691,572
Roads and Bridge Infrastructure	10,705,239
Law Enforcement Services	10,872,665
Community Children's Services	10,591,763
Other statutory restrictions	8,277,770
Unrestricted	15,256,901
Total net position	<u>\$ 147,525,273</u>

**BOONE COUNTY, MISSOURI**

**STATEMENT OF ACTIVITIES  
For The Year Ended December 31, 2014**

Function/Programs	Expenses	Program Revenues			Net (Expense) Revenue and Change in Net Position
		Charges for Services	Operating Grants and Contributions	Capital Grants and Contributions	Governmental Activities
<b>GOVERNMENTAL ACTIVITIES:</b>					
General government operations	\$ 9,086,015	\$ 4,392,502	\$ 272,334	\$ —	\$ (4,421,179)
Public safety and judicial	22,083,370	1,600,100	1,877,978	—	(18,605,292)
Environment, protective inspection and infrastructure	18,215,369	973,242	1,497,966	—	(15,744,161)
Community health and public services	2,208,464	121,507	—	—	(2,086,957)
Economic vitality	53,000	—	—	—	(53,000)
Beautification and recreation	346,172	—	—	—	(346,172)
Interest and fiscal charges	90,734	—	—	—	(90,734)
Total	<u>\$ 52,083,124</u>	<u>\$ 7,087,351</u>	<u>\$ 3,648,278</u>	<u>\$ —</u>	<u>\$ (41,347,495)</u>

**GENERAL REVENUES:**

Property taxes	4,769,223
Sales taxes	48,137,972
Franchise and other taxes	186,189
Investment revenue	242,745
Hospital lease revenue	2,327,005
Gain on sale of capital assets	91,278
Miscellaneous (including insurance proceeds)	596,702
Total general revenues	<u>56,351,114</u>

Change in net position	15,003,619
NET POSITION -- beginning of year	<u>132,521,654</u>
NET POSITION -- end of year	<u>\$ 147,525,273</u>

# BOONE COUNTY, MISSOURI

## BALANCE SHEET - GOVERNMENTAL FUNDS December 31, 2014

	Major Funds						Total Governmental Funds
	General Fund	Road & Bridge Fund	Community Children's Services Fund	911/Emergency Management Sales Tax Fund	Law Enforcement Services Fund	Nonmajor Governmental Funds	
<b>ASSETS</b>							
Cash and cash equivalents	\$ 9,407,785	\$ 1,097,686	\$ —	\$ —	\$ —	\$ 1,466,880	\$ 11,972,351
Investments	2,658,752	7,521,195	9,857,113	8,165,583	2,123,834	7,775,681	38,102,158
Accrued interest	14,812	12,074	10,885	9,015	2,606	10,011	59,403
Accounts receivable	174,490	107,012	—	—	—	224,574	506,076
Commissions receivable	155,184	1,352	—	—	—	200,786	357,322
Property taxes receivable	495,662	202,286	—	—	—	—	697,948
Assessments receivable	—	—	—	—	—	1,287,974	1,287,974
Sales taxes receivable	2,469,687	2,467,741	1,150,230	1,822,479	616,914	748	8,527,799
Loans receivable from other funds	3,045	—	—	—	—	—	3,045
Due from other funds	14,394	755	—	—	—	1,000,000	1,015,149
Due from other governments	310,024	152,010	—	—	718	313,397	776,149
Advance to other funds	164,743	—	—	700,599	—	—	865,342
Prepaid items	46,191	25	—	—	—	160	46,376
Restricted assets:							
Cash and cash equivalents	11	—	—	—	—	223,000	223,011
<b>Total assets</b>	<b>\$ 15,914,780</b>	<b>\$ 11,562,136</b>	<b>\$ 11,018,228</b>	<b>\$ 10,697,676</b>	<b>\$ 2,744,072</b>	<b>\$ 12,503,211</b>	<b>\$ 64,440,103</b>
<b>LIABILITIES AND FUND BALANCES</b>							
<b>Liabilities:</b>							
Accounts payable	\$ 613,693	\$ 657,073	\$ 420,477	\$ 1,448,300	\$ 34,596	\$ 338,921	\$ 3,513,060
Wages payable	559,698	151,478	5,620	21,314	57,828	35,959	831,897
Accrued liabilities	68,272	13,991	368	1,892	5,153	3,241	92,917
Due to other funds	755	567	—	1,000,000	—	13,827	1,015,149
Due to other governments	1,714	—	—	—	—	30	1,744
Due to others	89,483	25,410	—	—	—	4,283	119,176
Advance from other funds	—	—	—	—	—	865,342	865,342
Unearned revenues	464,412	—	—	—	—	20,594	485,006
Loans payable to other funds	—	—	—	—	—	3,045	3,045
<b>Total liabilities</b>	<b>1,798,027</b>	<b>848,519</b>	<b>426,465</b>	<b>2,471,506</b>	<b>97,577</b>	<b>1,285,242</b>	<b>6,927,336</b>
<b>Deferred Inflows of Resources:</b>							
Unavailable revenue - property taxes and special assessments	94,231	37,589	—	—	—	1,225,538	1,357,358
<b>Total deferred inflow of resources</b>	<b>94,231</b>	<b>37,589</b>	<b>—</b>	<b>—</b>	<b>—</b>	<b>1,225,538</b>	<b>1,357,358</b>
<b>Fund balances:</b>							
Nonspendable	46,191	25	—	—	—	160	46,376
Restricted	3,056	10,676,003	10,591,763	8,226,170	2,646,495	8,889,667	41,033,154
Committed	—	—	—	—	—	799,012	799,012
Assigned	2,775,629	—	—	—	—	303,592	3,079,221
Unassigned	11,197,646	—	—	—	—	—	11,197,646
<b>Total fund balances</b>	<b>14,022,522</b>	<b>10,676,028</b>	<b>10,591,763</b>	<b>8,226,170</b>	<b>2,646,495</b>	<b>9,992,431</b>	<b>56,155,409</b>
<b>Total liabilities, deferred inflows of resources and fund balances</b>	<b>\$ 15,914,780</b>	<b>\$ 11,562,136</b>	<b>\$ 11,018,228</b>	<b>\$ 10,697,676</b>	<b>\$ 2,744,072</b>	<b>\$ 12,503,211</b>	<b>\$ 64,440,103</b>



**BOONE COUNTY, MISSOURI**

---

**RECONCILIATION OF THE BALANCE SHEET OF GOVERNMENTAL  
FUNDS TO THE STATEMENT OF NET POSITION  
December 31, 2014**

Total fund balance -- total governmental funds \$ 56,155,409

Amounts reported for governmental activities in the statement of net assets are different because:

Capital assets used in governmental activities (excluding internal service fund capital assets) are not financial resources and, therefore, are not reported in the fund financial statements. 90,957,423

Some of the County's property taxes and special assessments will be collected after the 60-day availability period and are deferred in the fund financial statements. However, revenue for this amount is recognized in the government-wide financial statements, net of allowance for uncollectible amounts. 1,328,263

Internal service funds are used by management to charge the cost of building and custodial maintenance and self-insurance to the individual governmental funds, generally on a cost-reimbursement basis. The assets and liabilities of the internal service funds are included in governmental activities in the statement of net assets. 4,182,515

Long-term liabilities applicable to the County's governmental activities (excluding internal service fund accrued compensated absences) are not due and payable in the current period and, accordingly, are not reported as liabilities within the fund financial statements. Interest on long-term debt is not accrued in governmental funds, but rather is recognized as an expenditure when due. All liabilities -- both current and long-term -- are reported on the government-wide statement of net assets. Discounts and premiums are reported in the governmental fund financial statements when the debt was issued, whereas these amounts are deferred and amortized over the life of the debt as an adjustment to interest expense on the government-wide financial statements.

Balances as of December 31, 2014 are:

Accrued interest on long-term debt	(33,588)
Bonds payable	(3,639,036)
Unamortized premiums	(17,687)
Unamortized deferred inflow of resources	(21,691)
Accrued compensated absences	<u>(1,386,335)</u>

Total net position -- governmental activities -- statement of net position \$ 147,525,273

**BOONE COUNTY, MISSOURI**

**STATEMENT OF REVENUES, EXPENDITURES AND  
CHANGES IN FUND BALANCES  
GOVERNMENTAL FUNDS  
For The Year Ended December 31, 2014**

	Major Funds						Total Governmental Funds
	General Fund	Road & Bridge Fund	Community Children's Services Fund	911/Emergency Management Sales Tax Fund	Law Enforcement Services Fund	Nonmajor Governmental Funds	
<b>REVENUES</b>							
Property taxes	\$ 3,339,334	\$ 1,435,135	\$ —	\$ —	\$ —	\$ —	\$ 4,774,469
Assessments	—	—	—	—	—	303,673	303,673
Sales taxes	13,770,424	14,232,939	6,438,173	10,251,257	3,438,363	6,816	48,137,972
Other taxes	154,082	—	—	—	—	—	154,082
Licenses and permits	525,988	11,539	—	—	—	103,468	640,995
Intergovernmental	1,899,352	1,237,750	—	—	12,517	613,327	3,762,946
Charges for services	3,693,891	318,729	—	—	—	1,809,477	5,822,097
Fines and forfeitures	10,204	—	—	—	—	26,681	36,885
Investment income	52,185	50,274	33,684	22,079	10,522	45,790	214,534
Interfund services provided	425,363	22,839	—	—	—	—	448,202
Miscellaneous:							
Hospital lease revenue	1,810,878	—	—	—	—	516,127	2,327,005
Contributions	—	—	—	—	—	70,875	70,875
Other	333,418	37,979	—	—	—	130,831	502,228
<b>Total revenues</b>	<b>26,015,119</b>	<b>17,347,184</b>	<b>6,471,857</b>	<b>10,273,336</b>	<b>3,461,402</b>	<b>3,627,065</b>	<b>67,195,963</b>
<b>EXPENDITURES</b>							
Current:							
General government operations	6,909,203	—	—	—	—	1,096,632	8,005,835
Public safety and judicial	13,897,873	—	—	3,465,094	2,701,900	514,943	20,579,810
Environment, protective inspection, and infrastructure	900,959	14,770,849	—	—	—	278,989	15,950,797
Community health and public services	1,457,612	—	626,783	—	—	63,129	2,147,524
Economic vitality	53,000	—	—	—	—	—	53,000
Beautification and recreation	49,598	—	—	—	—	296,574	346,172
Interfund services used	22,839	241,755	—	—	—	183,608	448,202
Capital outlay	534,761	1,048,064	—	—	371,916	1,447,800	3,402,541
Debt service:							
Principal retirement	350,000	—	—	—	—	200,700	550,700
Interest and fiscal charges	29,112	—	—	—	—	77,085	106,197
<b>Total expenditures</b>	<b>24,204,957</b>	<b>16,060,668</b>	<b>626,783</b>	<b>3,465,094</b>	<b>3,073,816</b>	<b>4,159,460</b>	<b>51,590,778</b>
<b>REVENUES OVER (UNDER) EXPENDITURES</b>	<b>1,810,162</b>	<b>1,286,516</b>	<b>5,845,074</b>	<b>6,808,242</b>	<b>387,586</b>	<b>(532,395)</b>	<b>15,605,185</b>
<b>OTHER FINANCING SOURCES (USES)</b>							
Transfers in	38,511	—	—	—	—	1,180,000	1,218,511
Transfers out	(140,000)	—	—	(1,000,000)	—	(81,407)	(1,221,407)
Insurance proceeds	29,072	21,703	—	—	—	143,474	194,249
Sale of capital assets	14,135	273,968	—	—	18,100	2,975	309,178
<b>Total other financing sources (uses)</b>	<b>(58,282)</b>	<b>295,671</b>	<b>—</b>	<b>(1,000,000)</b>	<b>18,100</b>	<b>1,245,042</b>	<b>500,531</b>
<b>NET CHANGE IN FUND BALANCES</b>	<b>1,751,880</b>	<b>1,582,187</b>	<b>5,845,074</b>	<b>5,808,242</b>	<b>405,686</b>	<b>712,647</b>	<b>16,105,716</b>
<b>FUND BALANCES, beginning of year</b>	<b>12,270,642</b>	<b>9,093,841</b>	<b>4,746,689</b>	<b>2,417,928</b>	<b>2,240,809</b>	<b>9,279,784</b>	<b>40,049,693</b>
<b>FUND BALANCES, end of year</b>	<b>\$ 14,022,522</b>	<b>\$ 10,676,028</b>	<b>\$ 10,591,763</b>	<b>\$ 8,226,170</b>	<b>\$ 2,646,495</b>	<b>\$ 9,992,431</b>	<b>\$ 56,155,409</b>

**BOONE COUNTY, MISSOURI**

---

**RECONCILIATION OF THE STATEMENT OF REVENUES,  
EXPENDITURES AND CHANGES IN FUND BALANCES TO  
THE STATEMENT OF ACTIVITIES  
For The Year Ended December 31, 2014**

Net change in fund balances -- governmental funds-- statement of revenues, expenditures, and changes in fund balances \$ 16,105,716

Amounts reported for governmental activities in the statement of net assets are different because:

Governmental funds report capital outlays as expenditures. However, in the statement of activities, the cost of those assets that meet the capitalization threshold is allocated over their estimated useful lives and recorded as depreciation expense. This is the amount by which such capital outlays (\$4,979,736) exceeded depreciation expense (\$4,617,936) in the current period. 361,800

The net effect of various miscellaneous transactions involving capital assets (i.e., sales, trade-ins, contributed capital assets) is to increase net assets. (1,094,184)

Revenues in the statement of activities (net of allowance for uncollectible amounts) that do not provide current financial resources are not reported as revenues in the fund financial statements. This amount represents the extent to which revenues not providing current financial resources in the current fiscal year exceeded revenues not providing current financial resources in the prior fiscal year (which are recognized in the fund financial statements in the current year). (236,481)

Internal service funds are used by management to charge the cost of building and custodial maintenance and self-insurance to the individual governmental funds. The net income of internal service funds attributable to governmental activities is reported on the statement of activities. (572,834)

Governmental funds report repayment of principal on bonds payable and capital leases as an expenditure. However, repayment of principal is not recognized as an expense in the statement of activities; instead, it reduces the liability in the statement of net assets.  
Annual principal payments on bonds payable and capital leases 550,700

Under the modified accrual basis of accounting used in the governmental funds financial statements, expenditures are not recognized for transactions that are not normally paid with expendable available financial resources. In the statement of activities, however, which is presented on the accrual basis of accounting, expenses and liabilities are reported regardless of when financial resources are available. In addition, interest on long-term debt is not recognized under the modified accrual basis of accounting until due, rather than as it accrues.

This adjustment combines the net changes of the following:

Accrued compensated absences	\$ (126,561)	
Accrued interest on bonds	5,044	
Premiums on debt issuances, net of amortization	4,997	
Deferred inflow of resources from bond refunding, net of amortization	<u>5,422</u>	
		<u>(111,098)</u>

Change in net position -- governmental activities -- statement of activities \$ 15,003,619

**BOONE COUNTY, MISSOURI**

**STATEMENT OF NET POSITION - PROPRIETARY FUNDS**  
**December 31, 2014**

	<u>Governmental Activities-Internal Service Funds</u>
<b>ASSETS</b>	
Current assets:	
Investments	\$ 4,746,726
Accrued interest	6,296
Accounts receivable	862
Restricted cash	15,000
Restricted investments	<u>205,176</u>
Total current assets	4,974,060
Noncurrent assets:	
Capital assets, net	<u>124,122</u>
Total assets	<u>5,098,182</u>
<b>LIABILITIES</b>	
Current liabilities:	
Accounts payable	57,427
Wages payable	23,585
Compensated absences	19,873
Accrued liabilities	2,439
Estimated liability for claims incurred but not paid	440,761
Unearned revenue	<u>586</u>
Total current liabilities	544,671
Long-term liabilities:	
Other post-employment benefit	<u>370,996</u>
Total liabilities	<u>915,667</u>
<b>NET POSITION</b>	
Investment in capital assets	124,122
Restricted for workers' compensation expenses	220,176
Unrestricted	<u>3,838,217</u>
Total net position	<u>\$ 4,182,515</u>

**BOONE COUNTY, MISSOURI**

---

**STATEMENT OF REVENUES, EXPENSES AND  
CHANGES IN NET POSITION -  
PROPRIETARY FUNDS**

**For The Year Ended December 31, 2014**

	Governmental Activities-Internal Service Funds
OPERATING REVENUES	
Charges for services	\$ 4,253,169
Miscellaneous	32,544
Total operating revenues	<u>4,285,713</u>
OPERATING EXPENSES	
Salaries and employee benefits	581,330
Supplies, services, and other charges	674,189
Claims expense	3,002,929
Professional services	29,400
Administrative fees	493,247
Other post-employment benefit expense	92,200
Depreciation	13,490
Total operating expenses	<u>4,886,785</u>
Operating loss	<u>(601,072)</u>
NONOPERATING REVENUES (EXPENSES)	
Investment income	28,211
Loss on sale of capital assets	(2,869)
Total nonoperating revenues (expenses)	<u>25,342</u>
Loss before transfers	(575,730)
Transfers in	118,108
Transfers out	<u>(115,212)</u>
Change in net position	(572,834)
Net position, beginning of year	<u>4,755,349</u>
Net position, end of year	<u>\$ 4,182,515</u>

---

# BOONE COUNTY, MISSOURI

---

## STATEMENT OF CASH FLOWS - PROPRIETARY FUNDS For The Year Ended December 31, 2014

	Governmental Activities-Internal Service Funds
<b>CASH FLOWS FROM OPERATING ACTIVITIES</b>	
Receipts from customers	\$ 4,296,310
Other operating cash receipts	3,279
Payments to employees	(572,884)
Payments to suppliers for goods and services	(4,274,149)
Net cash used in operating activities	<u>(547,444)</u>
<b>CASH FLOWS PROVIDED BY NONCAPITAL FINANCING ACTIVITIES</b>	
Operating subsidies and transfers to other funds	<u>2,896</u>
<b>CASH FLOWS FROM CAPITAL AND RELATED FINANCING ACTIVITIES</b>	
Proceeds from sales or trade-ins	1,750
Purchase of capital assets	(74,009)
Net cash used in capital and related financing activities	<u>(72,259)</u>
<b>CASH FLOWS FROM INVESTING ACTIVITIES</b>	
Proceeds from sales and maturities of investments	5,454,321
Purchase of investments	(4,865,910)
Interest received	28,396
Net cash provided by investing activities	<u>616,807</u>
Net increase in cash and cash equivalents	—
Cash and cash equivalents, beginning of year	<u>15,000</u>
Cash and cash equivalents, end of year	<u>\$ 15,000</u>
Reconciliation of operating loss to net cash used in operating activities:	
Operating loss	\$ (601,072)
Depreciation	13,490
Changes in assets and liabilities:	
Decrease in receivables	13,876
Decrease in accounts payable and estimated liability for claims incurred but not paid	(75,194)
Increase in wages payable	5,604
Increase in accrued liabilities	810
Increase in compensated absences	2,842
Increase in other post-employment benefit	<u>92,200</u>
Net cash used in operating activities	<u>\$ (547,444)</u>
Noncash investing, capital and financing activities:	
Net appreciation in value of investments reported at fair value (not classified as cash equivalents)	<u>\$ 10,252</u>
Net noncash investing, capital and financing activities	<u>\$ 10,252</u>

---

**BOONE COUNTY, MISSOURI**

---

**STATEMENT OF FIDUCIARY NET POSITION  
FIDUCIARY FUNDS  
December 31, 2014**

	<u>Pension Trust Fund</u>	<u>Private-Purpose Trust Funds</u>	<u>Agency Funds</u>
<b>ASSETS</b>			
Cash and cash equivalents	\$ —	\$ —	\$ 21,410,467
Investments:			
U.S. Government and agency securities	—	109,176	137,896,323
Money market mutual funds	2,719,594	—	—
Accrued interest	—	140	32,031
Accounts receivable	—	—	1,825
Property taxes receivable	—	—	19,055,360
Due from others	—	—	511,601
Total assets	<u>2,719,594</u>	<u>109,316</u>	<u>178,907,607</u>
<b>LIABILITIES</b>			
Accounts payable	—	190	141,247
Due to other political subdivisions	—	—	178,766,360
Total liabilities	<u>—</u>	<u>190</u>	<u>\$ 178,907,607</u>
<b>NET POSITION</b>			
Held in trust for pension benefits and other purposes	<u>2,719,594</u>	<u>109,126</u>	
Total net position	<u>\$ 2,719,594</u>	<u>\$ 109,126</u>	

**BOONE COUNTY, MISSOURI**

---

**STATEMENT OF CHANGES IN FIDUCIARY NET POSITION  
FIDUCIARY FUNDS  
For The Year Ended December 31, 2014**

	<u>Pension Trust Fund</u>	<u>Private-Purpose Trust Funds</u>
<b>ADDITIONS</b>		
Contributions - employer	\$ 179,579	\$ —
Investment income	149,523	618
Total additions	<u>329,102</u>	<u>618</u>
<b>DEDUCTIONS</b>		
Benefits	103,907	—
Scholarships	—	87
Supplies, services and other charges	—	3,133
Total deductions	<u>103,907</u>	<u>3,220</u>
Change in net position	225,195	(2,602)
<b>NET POSITION, beginning of year</b>	<u>2,494,399</u>	<u>111,728</u>
<b>NET POSITION, end of year</b>	<u>\$ 2,719,594</u>	<u>\$ 109,126</u>



---

# BOONE COUNTY, MISSOURI

## NOTES TO BASIC FINANCIAL STATEMENTS

December 31, 2014

### (1) Summary Of Significant Accounting Policies

Boone County, Missouri (the County) is a first-class County, effective January 1, 1991, governed by a County commission comprised of a northern district commissioner, southern district commissioner, and presiding commissioner. Elected officials are responsible for the operations of certain County offices, including the assessor, collector, treasurer, clerk, auditor, sheriff, public administrator, prosecuting attorney and recorder offices, and the circuit court with its various divisions.

The accounting policies and financial reporting practices of the County conform to U.S. generally accepted accounting principles (GAAP) applicable to governmental entities. The following is a summary of the more significant policies:

#### (a) *Reporting Entity*

The County's financial reporting entity has been determined in accordance with governmental standards for defining the reporting entity and identifying entities to be included in its basic financial statements. These standards identify the County's financial accountability for potential component units as the primary, but not only, criteria for inclusion. The County is financially accountable if it appoints a voting majority of a potential component unit governing body and is able to impose its will on that potential component unit, or there is a potential for the potential component unit to provide specific financial benefits to or impose specific financial burdens on the County. The County's financial reporting entity consists of Boone County, Missouri (the primary government). The County does not have any component units.

#### **Related Organizations**

The County Commissioners also are responsible for appointing the members of Boone County Group Homes and Family Support, the Board of Trustees of the Boone County Regional Sewer District, the Industrial Development Authority, the Boone County Library Board, and the Boone County Mental Health Board of Trustees. The County's accountability for these organizations does not extend beyond making the appointments. Thus, these organizations are not component units of the County, and accordingly, no financial data for these organizations are included in the County's basic financial statements.

#### (b) *Government-Wide And Fund Financial Statements*

The government-wide financial statements (i.e., the statement of net position and the statement of activities) report information on all of the nonfiduciary activities of the County. The effect of interfund activity has been removed from these statements. The County's nonfiduciary activities consist entirely of governmental activities, which normally are supported by taxes and intergovernmental revenues. The County has no business-type activities that rely to a significant extent on charges for services from external parties.

## **BOONE COUNTY, MISSOURI**

---

### Notes To Basic Financial Statements (*Continued*)

The statement of activities demonstrates the degree to which the direct expenses of a given function or segment is offset by program revenues. Direct expenses are those that are clearly identifiable with a specific function. Program revenues include (1) charges for services to customers or applicants who purchase, use, or directly benefit from goods, services, or privileges provided by a given function and (2) grants and contributions that are restricted to meeting the operational or capital requirements of a particular function. Taxes, unrestricted interest earnings, gains, and other miscellaneous revenues not properly included among program revenues are reported instead as general revenues.

Following the government-wide financial statements are separate financial statements for governmental funds, proprietary funds, and fiduciary funds. Fiduciary activities are excluded from the government-wide financial statements. Major individual governmental funds are reported as separate columns in the fund financial statements. All other governmental funds are reported in one column labeled "Nonmajor Governmental Funds." The total fund balances for all governmental funds is reconciled to total net position for governmental activities as shown on the statement of net position. The net change in fund balance for all governmental funds is reconciled to the total change in net position as shown on the statement of activities in the government-wide statements. Additionally, the County has ten internal service funds (governmental activities): self-insured health plan, self-insured dental plan, self-insured workers' compensation, self-insured worker's compensation loss control, facilities and grounds, building and grounds capital repair and replacement fund, utilities fund, family health center capital repair and replacement, health department capital repair and replacement, and public works capital repair and replacement. All internal service fund activity is combined into a single column on the proprietary fund statements since major fund reporting requirements do not apply to internal service funds.

The fund financial statements of the County are organized on the basis of funds, each of which is considered a separate accounting entity with self-balancing accounts that comprise its assets, liabilities, fund balances/net position, revenues and expenditures, or expenses. Governmental resources are allocated to and accounted for in individual funds based upon the purposes for which they are to be spent and the means by which spending activities are controlled. The following funds are reported by the County:

#### **Governmental Funds**

Governmental funds are those through which most governmental functions are financed. The acquisition, uses, and balances of the County's expendable financial resources and the related liabilities (except those accounted for in proprietary funds) are accounted for through governmental funds. The measurement focus is upon determination of and changes in financial position rather than upon net income.

## BOONE COUNTY, MISSOURI

---

### Notes To Basic Financial Statements (*Continued*)

The following are the County's governmental major funds:

**General Fund** - The general fund is the general operating fund of the County. All general tax revenues and other receipts not allocated by law or contractual agreement to another fund are accounted for in this fund. This fund provides for general operating expenditures, fixed charges, and the capital improvement costs not paid through other funds.

**Road And Bridge Fund** - The road and bridge fund is a special revenue fund used to account for the operations of the public works department. Financing is primarily provided by a one-half cent sales tax, revenue from the State of Missouri, and property taxes.

**Community Children's Services Fund** - The community children's services fund is a special revenue fund financed by a one-quarter cent sales tax for purposes described in RSMo 210-8691 including counseling, family support, and temporary residential services to persons nineteen years of age or less.

**911/Emergency Management Sales Tax Fund** - The 911/emergency management sales tax fund is a special revenue fund financed by a three-eighths cent sales tax for County-wide joint communications and dispatch center and for the funding of emergency management services.

**Law Enforcement Services Fund** - The law enforcement services fund is a special revenue fund financed by a one-eighth cent sales tax for public safety and judicial services.

The other governmental funds of the County are considered nonmajor and are reported as nonmajor governmental funds within these financial statements. Nonmajor governmental funds include special revenue funds that account for the proceeds of specific revenue sources that are legally restricted, or committed through local policy, to expenditures for specific purposes; debt service funds that account for the accumulation of resources for, and repayment of, general obligation long-term debt principal, interest, and related costs; and capital projects funds that account for financial resources used for the acquisition or construction of major capital facilities.

### **Proprietary Funds**

Proprietary funds are used to account for activities that are similar to those found in the private sector. The measurement focus is on economic resources.

## BOONE COUNTY, MISSOURI

---

### Notes To Basic Financial Statements (*Continued*)

The following are the County's proprietary funds:

**Internal Service Funds** - Internal service funds are used to account for the financing of goods or services provided by one department or agency to other departments or agencies of a government, or to other governments, on a cost-reimbursement basis. The following internal service funds have been established: self-insured health plan fund, self-insured dental plan fund, self-insured workers' compensation fund, self-insured worker's compensation loss control fund, facilities and grounds fund, building and grounds capital repair and replacement fund, utilities fund, family health center capital repair and replacement fund, health department capital repair and replacement fund, and public works repair and replacement fund. The self-insured health plan fund accounts for operations of the self-insured health plan for County employees. The self-insured dental plan fund accounts for operations of the self-insured dental plan for County employees. The self-insured workers' compensation funds account for operations of the self-insured workers' compensation plan for County employees. The facilities and grounds fund accounts for the operations of the facilities maintenance and housekeeping departments. The buildings and grounds capital repair and replacement fund provides for the accumulation of resources to be used for major repairs and replacements for County-owned buildings. The utilities fund accounts for building utilities for the Government Center, the Johnson Building, the Courthouse and the Boone County Annex. The Family Health Center Capital Repair and Replacement Fund and the Health Department Capital Repair and Replacement Fund account for the accumulation of resources to be used for major repairs to the health facility. The public works capital repair and replacement fund accounts for the accumulation of resources to be used for major repairs to the County's road and bridge maintenance operations facility.

### **Fiduciary Funds**

Fiduciary funds are used to account for assets held by the County in a trustee capacity or as an agent for individuals, private organizations, or other governmental units.

The following are the County's fiduciary funds:

**Pension Trust Fund** - The pension trust fund accounts for the plan net position of the Boone County Matching Pension Plan, a defined contribution plan under Internal Revenue Code (IRC) Section 401(a). The pension trust fund is accounted for and reported similar to a proprietary fund.

## BOONE COUNTY, MISSOURI

---

### Notes To Basic Financial Statements (*Continued*)

**Private Purpose Trust Funds** - The private-purpose trust funds are used to account for all other trust arrangements under which principal and income benefit individuals, private organizations, or other governments. Private-purpose trust funds are accounted for and reported similar to a proprietary fund. Three private-purpose trust funds have been established: the George Spencer Trust Fund, which was established to award academic scholarships from the interest earned, the Union Cemetery Trust Fund, which was established to fund the maintenance of the Union Cemetery, and the Rocky Fork Cemetery Trust Fund, which was established to fund the maintenance of the Rocky Fork Cemetery.

**Agency Funds** - Agency funds are custodial in nature (assets equal liabilities) and do not involve the measurement of results of operations. The County maintains agency funds for special taxing districts, the Circuit Clerk, the Collector of Revenue, and for other miscellaneous purposes.

(c) ***Basis Of Accounting***

Basis of accounting refers to when revenues and expenditures or expenses are recognized in the accounts and reported in the basic financial statements. Basis of accounting relates to the timing of the measurements made, regardless of the measurement focus applied.

The government-wide financial statements are reported using the economic resources measurement focus and accrual basis of accounting, as are the financial statements of the proprietary fund, pension trust fund, and the private-purpose trust fund. Agency funds are accounted for using the accrual basis of accounting. Revenues are recorded when earned and expenses are recorded when a liability is incurred, regardless of the timing of the related cash flows. Property taxes are recognized as revenues in the year for which they are levied. Grants and similar items are recognized as revenue as soon as all eligibility requirements have been met.

Proprietary funds distinguish operating revenues and expenses from nonoperating items. Operating expenses for the internal service funds consist of the cost of providing services to other County funds, and operating revenues consist of the charges to other County funds for these services. Investment income and gains or losses on disposals of capital items are considered nonoperating.

Governmental fund financial statements are reported using the current financial resources measurement focus and the modified accrual basis of accounting.

## **BOONE COUNTY, MISSOURI**

---

### Notes To Basic Financial Statements (*Continued*)

Under the modified accrual basis of accounting, revenues are recorded when both measurable and available. The term “available” is defined as collectible within the current period or soon enough thereafter to be used to pay the liabilities of the current period. For the County, available is defined as expected to be received within 60 days of fiscal year end, except for government grants, which is within 270 days of fiscal year end. Expenditures generally are recorded when a liability is incurred, as under accrual accounting. However, debt service expenditures, as well as expenditures related to compensated absences and claims and judgments, are recorded only when payment is due (i.e. matured).

GASB Statement No. 33 groups nonexchange transactions into the following four classes, based upon their principal characteristics: derived tax revenues, imposed nonexchange revenues, government mandated nonexchange transactions and voluntary nonexchange transactions.

The County recognizes assets from derived tax revenue transactions (such as sales taxes) in the period when the underlying exchange transaction on which the tax is imposed occurs or when the assets are received, whichever occurs first. Revenues are recognized, net of estimated refunds and estimated uncollectible amounts, in the same period that the assets are recognized, provided that the underlying exchange transaction has occurred. Resources received in advance are reported as deferred inflows of resources until the period of the exchange.

The County recognizes assets from imposed nonexchange revenue transactions (such as property taxes, licenses and permits, and fines and forfeitures) in the period when an enforceable legal claim to the assets arises or when the resources are received, whichever occurs first. Revenues are recognized in the period when the resources are required to be used for the first period that use is permitted. The County recognizes revenues from property taxes, net of refunds and estimated uncollectible amounts, in the period for which the taxes are levied.

Intergovernmental revenues, representing grants and assistance received from other governmental units, are generally recognized as revenues in the period when all eligibility requirements, as defined by GASB Statement No. 33, have been met. Any resources received before eligibility requirements (other than time requirements) are met are reported as unearned revenues. Any resources received before time requirements are met are reported as deferred inflows of resources.

Charges for services in the governmental funds, which are exchange transactions and are, therefore, not subject to the provisions of GASB Statement No. 33, are recognized as revenues when received in cash because they are generally not measurable until actually received.

## **BOONE COUNTY, MISSOURI**

---

### Notes To Basic Financial Statements (*Continued*)

When both restricted and unrestricted resources are available for use, it is the County's policy to use restricted resources first and then unrestricted resources as they are needed.

For the pension trust funds, under the accrual basis of accounting, contributions are recognized in the period in which the contributions are due and benefits are recognized when they become due and payable.

**(d) *Cash And Investments***

The County Collector holds cash and investments for short-term purposes within fiduciary funds. The County Treasurer maintains a cash and investment pool that is available for use by all other funds except the pension trust fund. Within the financial statements, income from investments associated with one fund is not assigned to another fund for other than legal or contractual reasons. In addition, cash and investments are separately maintained by County court officials and third-party trustee and fiscal agents.

Investments are recorded at fair value. Fair values for investments are determined by closing market prices at year end.

**(e) *Inventories***

Purchases of materials and supplies in the governmental funds are charged to expenditures as incurred. Amounts of inventories are immaterial.

**(f) *Capital Assets***

Capital assets, which include buildings, improvements, equipment, infrastructure assets (e.g., roads, drainage structures and similar items) and works of art, are reported in the governmental activities column in the government-wide financial statements, net of accumulated depreciation. Capital assets also are recorded in the proprietary fund financial statements. Capital assets are defined by the County as assets with an estimated useful life in excess of one year with an initial, individual cost of \$5,000 or more, infrastructure with a cost of \$50,000 or more, internally developed software with a cost of \$20,000 or more, and all land and land improvements.

Purchased or constructed capital assets are reported at cost or estimated historical cost. Donated capital assets are recorded at their estimated fair value at the date of donation. The costs of normal maintenance and repairs that do not add to the value of the asset or materially extend the assets' lives are not capitalized.

## BOONE COUNTY, MISSOURI

---

### Notes To Basic Financial Statements (*Continued*)

Depreciation, including depreciation recognized on assets acquired through government grants and other aid, is computed on the straight-line method over the estimated useful lives of the various classes of assets. The estimated useful lives of depreciable capital assets are as follows:

	<u>Years</u>
Buildings and improvements	5 to 50
Vehicles and equipment	4 to 7
Furniture and fixtures	3 to 4
Infrastructure	10 to 75

**(g) *Restricted Assets***

Restricted assets, comprised of cash and cash equivalents and investments, represent those funds that are restricted as to use either at the time of receipt, by action of a governing body, or by legal requirement. At December 31, 2014, the County's restricted assets represent assets restricted by bond agreements as to their use and the pledged security for the self-insured workers' compensation plan.

**(h) *Deferred Outflows Of Resources***

In addition to assets, the statement of net position and governmental funds balance sheets will sometimes include a separate section for deferred outflows of resources. This separate financial statement element represents a consumption of net position that applies to a future period or periods and so will not be recognized as an outflow of resources until then.

**(i) *Deferred Inflows Of Resources***

In addition to liabilities, the statement of net position and governmental funds balance sheets will sometimes include a separate section for deferred inflows of resources. This separate financial statement element represents an acquisition of net position that applies to a future period or periods and so will not be recognized as an inflow of resources until then. The County has a deferred gain on refunding reported in the government-wide statement of net position. A deferred gain on refunding results from the difference in the carrying value of refunded debt and its reacquisition price. This amount is deferred and amortized over the shorter of the life of the refunded or refunding debt. This item has been reported as deferred inflows of resources on the government-wide statement of net position.

On the modified accrual basis of accounting, the County has recorded certain receivables where the related revenue is unavailable. Unavailable revenues have been reported as deferred inflows of resources on the governmental fund balance sheet.



## BOONE COUNTY, MISSOURI

---

### Notes To Basic Financial Statements (*Continued*)

(j) ***Fund Balance/Net Position***

Fund balance for governmental funds is required to be reported in classifications that comprise a hierarchy that is primarily based on the extent to which the County is bound to honor constraints on the specific purposes for which amounts in the respective governmental funds can be spent. The classifications used in the governmental fund financial statements are as follows:

- *Nonspendable Fund Balance* - Includes amounts not in spendable form, such as inventory or prepaids, or amounts required to be maintained intact legally or contractually.
- *Restricted Fund Balance* - Includes amounts constrained for a specific purpose by external parties (e.g. Debt Service, Capital Projects, State and Federal Grant Funds) and amounts imposed by law through constitutional provisions or enabling legislation.
- *Committed Fund Balance* - Includes amounts constrained for a specific purpose by a government using its highest level of decision making authority. Fund Balance of the County may be committed for a specific purpose by resolution of the County Commission. Amendments or modifications of the committed fund balance must also be approved by the same formal action of the Commission.
- *Assigned Fund Balance* - Includes general fund amounts intended for a specific purpose by the County Commission or the County Auditor or by a committee or official that has been delegated authority from the County Commission by resolution of the Commission to assign amounts. The County's assigned fund balance includes the residual balance for amounts accounted for in special revenue funds.
- *Unassigned Fund Balance* - The residual fund balance for the general fund.

In circumstances where an expenditure is to be made for a purpose for which amounts are available in multiple fund balance classifications, the order in which resources will be expended is as follows: restricted fund balance, followed by committed fund balance, assigned fund balance, and lastly, unassigned fund balance.

In the government-wide financial statements net position is classified as follows:

- *Net investment in capital assets* - the component of net position that reports the difference between capital assets less both the accumulated depreciation and the outstanding balance of debt, excluding unexpended proceeds, that is directly attributable to the acquisition, construction, or improvement of those assets.
- *Restricted for specific purposes* - the components of net position that reports the difference between assets, deferred outflows, liabilities and deferred inflows of the certain programs that consists of net position with constraints placed on their use by either external parties and/or enabling legislation.

## BOONE COUNTY, MISSOURI

---

### Notes To Basic Financial Statements (*Continued*)

- *Unrestricted* - the difference between the assets and liabilities that are not reported in net investment in capital assets or net position restricted for specific purposes.

**(k) *Encumbrances***

Encumbrance accounting, under which purchase orders, contracts, and other commitments for the expenditure of funds are recorded in order to reserve that portion of the appropriation, is utilized in the governmental funds. Prior year encumbrances are accounted for in designated accounts within each respective fund and are not added to the subsequent year's budget.

**(l) *Amortization***

In government-wide financial statements, bond premiums are recorded as an addition to the debt obligation and amortized over the life of the related bonds and bond issuance costs are recorded as an expense during the period the debt is issued.

In the fund financial statements, governmental funds recognize bond premiums, as well as bond issuance costs, during the current period. The face amount of debt issued is reported as other financing sources. Premiums received on debt issuances are reported as other financing sources. Issuance costs, whether or not withheld from the actual debt proceeds received, are reported as debt service expenditures.

**(m) *Compensated Absences***

Under terms of the County's personnel policies, employees are granted vacation and sick leave in varying amounts. County employees are allowed to carry their total accrued vacation leave balance up to an established cap. Amounts in excess of this cap are converted to sick leave. However, in the event of termination, County employees are only paid for accrued vacation leave up to a maximum of three times their annual accrual of vacation leave. Employees are not paid for accumulated sick leave upon termination. The vacation earned by County employees, subject to the aforementioned maximum, has been recorded as a long-term liability in the government-wide financial statements. A liability for compensated absences is recorded within the fund financial statements only to the extent that this liability has matured. Compensated absences are typically liquidated from the fund that pays the salary and benefits for the employee.

## BOONE COUNTY, MISSOURI

---

### Notes To Basic Financial Statements (*Continued*)

**(n) *Interfund Transactions***

In the fund financial statements, the County has the following types of transactions amongst funds:

**Transfers**

Legally authorized transfers are reported when incurred as “transfers in” by the recipient fund and as “transfers out” by the disbursing fund.

**Interfund Services Provided/Used**

Charges for services rendered by one fund to another are recognized as revenues (interfund services provided) of the recipient fund and expenditures or expenses (interfund services used) of the disbursing fund. These transactions are recorded as interfund services because they would be treated as revenues and expenditures or expenses if they involved organizations external to the County.

Transfers and interfund services provided and used are eliminated within the government-wide statement of activities.

**(o) *Statement Of Cash Flows***

For the purpose of the statement of cash flows, cash and cash equivalents are defined as cash and all highly liquid investments (including restricted assets) with a maturity of three months or less at the date of purchase.

**(p) *Use Of Estimates***

The preparation of basic financial statements in conformity with U.S. generally accepted accounting principles requires management to make estimates and assumptions that affect the reported amounts of assets and liabilities and disclosure of contingent assets and liabilities at the date of the basic financial statements and the reported amounts of revenue, expenses, and expenditures during the reporting period. Actual results could differ from those estimates.

**(2) *Cash And Investments***

The County Treasurer holds pooled cash deposits and investments for governmental, fiduciary, and proprietary funds. Pooled investments consist of moneys not needed for current operations. The County Treasurer’s cash and investments are governed by legal restrictions dictated by state statute and investment policies adopted by the County Commission. Longer-term funds, including employee’s pension trust mutual funds and debt service money market mutual funds, are invested outside of the County Treasurer’s pooled investments.

## BOONE COUNTY, MISSOURI

---

### Notes To Basic Financial Statements (*Continued*)

The County Collector holds cash and investments for short-term purposes within fiduciary funds. The County Collector's cash and investments are governed by legal restrictions dictated in state statute.

All County moneys are deposited in FDIC-insured banks located within the State of Missouri, and all deposits are fully insured or collateralized.

The County is authorized to invest in the following:

- a. United States Treasury Securities;
- b. United States Agency Securities, including coupon and zero coupon securities, discount notes, callable securities, step-up securities, floating rate securities, and mortgage backed securities;
- c. Repurchase agreements;
- d. Collateralized public deposit accounts (certificates of deposit);
- e. Banker's acceptance and
- f. Commercial paper.

Investments are recorded at fair value. Fair value for investments is determined by closing market prices at year end as reported by Central Bank, the County's safekeeping institution. Certificates of deposit are defined as investments in the financial statements; however, they are described as cash deposits for the custodial risk disclosure. In addition, debt service money market mutual funds are classified as cash and cash equivalents on the statement of net position but as investments for risk disclosure. All other cash and cash equivalents are not included in the investment risk disclosures.

As of December 31, 2014, the County had the following investments:

Certificates of Deposit	\$ 29,250,000
U.S. Treasuries	114,705,016
Bankers' Acceptances	1,949,779
U.S. Agencies:	
Federal Home Loan Bank	7,231,987
Federal National Mortgage Association	13,474,902
Federal Farm Credit Bank	10,474,605
Freddie Discount Notes	3,973,270
Money Market Mutual Funds	223,011
Pension Trust Fund Mutual Funds	2,719,594
	<hr/>
	\$ 184,002,164
	<hr/>

## BOONE COUNTY, MISSOURI

### Notes To Basic Financial Statements (*Continued*)

(a) **Interest Rate Risk**

Interest rate risk is the risk that the fair value of investments will be adversely affected by a change in interest rates. The County's policies provide that the County seeks to minimize the risk that the fair value of securities in its portfolio will decrease due to changes in general interest rates by structuring the investment portfolio so that securities mature to meet cash requirements for ongoing operations, thereby avoiding the need to sell securities on the open market prior to maturity. Additionally, the County primarily invests operating funds in shorter-term securities. Investments with call options are assumed to mature on the call date for interest rate risk disclosures.

As of December 31, 2014, the County's investments had the following maturities, excluding pension trust and debt service money market funds, totaling \$2,942,605:

<b>Investment Maturities (In Years)</b>			
<b>Investment Type</b>	<b>Fair Value</b>	<b>Less Than One</b>	<b>1-5</b>
Certificates of Deposit	\$ 29,250,000	\$ 29,250,000	\$ —
U.S. Treasury Notes	114,705,016	114,705,016	—
Bankers Acceptance	1,949,779	1,949,779	—
U.S. Agencies:			
Federal Home Loan Bank	7,231,987	1,699,987	5,532,000
Federal National Mortgage Association	13,474,902	6,012,975	7,461,927
Federal Farm Credit Bank	10,474,605	1,000,080	9,474,525
Freddie Discount Notes	3,973,270	—	3,973,270
	<b>\$ 181,059,559</b>	<b>\$ 154,617,837</b>	<b>\$ 26,441,722</b>

(b) **Credit Risk**

Credit risk is the risk that an issuer or other counterparty to an investment will not fulfill its obligations. Credit risk is measured using credit quality ratings of investments in debt securities as described by nationally recognized rating agencies such as Moody's Investor Services.

The County's investment policy provides that the County will minimize credit risk by pre-qualifying the financial institutions, brokers/dealers, intermediaries, and advisors with which the County will do business, as well as through diversifying its portfolio in order to minimize potential losses on individual securities.

## BOONE COUNTY, MISSOURI

---

### Notes To Basic Financial Statements (*Continued*)

The County's debt investments (excluding U.S. Treasuries totaling \$114,705,016) were rated as follows by Moody's Investor Services as of December 31, 2014:

<u>Investment Rating</u>	<u>Investment Fair Value</u>
Aaa	\$ 37,170,320
P-1	15,949,779
Unrated	16,178,644
	<u>\$ 69,298,743</u>

(c) ***Custodial Credit Risk***

Custodial credit risk is the risk that, in the event of the failure of a counterparty, the County will not be able to recover the value of the investments, collateral securities, or deposits that are in the possession of the counterparty. The County's policies require that deposits be covered by adequate pledge collateral. In order to anticipate market changes and provide a level of security for all funds, the market value (including accrued interest) of the collateral should be at least 102%.

The County's policies further provide that all securities that serve as collateral against the deposits of a depository institution must be safe kept at a nonaffiliated custodial facility. Depository institutions pledging collateral against deposits must, in conjunction with the custodial agent, furnish the necessary custodial receipts within five business dates from the settlement date. The County shall have a depository contract and pledge agreement with each safekeeping bank that complies with the Financial Institutions, Reform, Recovery, and Enforcement Act of 1989 (FIRREA). This will ensure that the County's security interest in collateral pledged to secure deposits is enforceable against the receivables of a failed financial institution.

At December 31, 2014, all County investments and all collateral securities pledged against County deposits are held by the counterparty's trust department or agent in the County's name.

(d) ***Concentration Of Credit Risk***

The County's policies provide that investments shall be diversified to minimize the risk of loss resulting from over-concentration of assets in a specific maturity, specific issuer, or specific class of securities. The County's policies further provide that, with the exception of U.S. Treasury Securities, U.S. Government Agency Securities, and collateralized repurchase agreements, no more than 30% of the County's total investment portfolio will be invested with a single security type.

**BOONE COUNTY, MISSOURI**

Notes To Basic Financial Statements (*Continued*)

At December 31, 2014, the concentration of the County's investments was as follows:

<b>Investment Type</b>	<b>Percentage</b>	<b>Fair Value</b>
Certificates of Deposit	15.9%	\$ 29,250,000
U.S. Treasuries	62.3%	114,705,016
Bankers Acceptance	1.1%	1,949,779
U.S. Agencies:		
Federal Home Loan Bank	3.9%	7,231,987
Federal National Mortgage Association	7.3%	13,474,902
Federal Farm Credit Bank	5.7%	10,474,605
Freddie Discount Notes	2.2%	3,973,270
Money Market Mutual Funds	0.1%	223,011
Pension Trust Fund Mutual Funds	1.5%	2,719,594
	100.0%	\$ 184,002,164

Investments are included within the County's accompanying statement of net position as of December 31, 2014 as follows:

<b>Fund Type</b>	<b>Investments</b>	<b>Restricted Assets</b>	<b>Total</b>
Government-Wide Statement of Net Position	\$ 42,848,884	\$ 205,176	\$ 43,054,060
Statement of Net Position - Fiduciary Funds	138,005,499	—	138,005,499
Total Excluding Pension Trust and Debt Service			
Money Market Mutual Funds	180,854,383	205,176	181,059,559
Statement of Net Position - Fiduciary Funds,			
Pension Trust Mutual Funds	2,719,594	—	2,719,594
Government-Wide Statement of Net Position -			
Debt Service Money Market Mutual Funds	—	223,011	223,011
Total Pension Trust and Debt Service Money			
Market Mutual Funds	2,719,594	223,011	2,942,605
Total investments	\$ 183,573,977	\$ 428,187	\$ 184,002,164

## BOONE COUNTY, MISSOURI

---

### Notes To Basic Financial Statements (*Continued*)

#### (3) Property Tax

The County's property tax is levied by September 20 of each year based on the assessed value listed for all property located in the County and appropriate taxing districts as of January 1 of that year. Property taxes are due by December 31 following the levy date. Taxes become delinquent if not paid by February and a lien is placed on the property as of March 1 if the delinquent taxes are not paid. Assessed values are established by the County Assessor, subject to review by the Board of Equalization.

Property taxes levied for 2014, which are intended to finance the budgeted expenditures for the fiscal year 2014, are recorded as receivables, net of estimated uncollectibles. Property taxes that have been billed and are expected to be collected before March 1 of the subsequent year are recognized as revenues in the current year within the governmental fund financial statements. Property taxes expected to be collected after March 1 have been recorded as property taxes receivable and deferred inflows of resources within the governmental fund financial statements. All property taxes billed are recognized as revenue on the government-wide statements, regardless of when they are expected to be collected.

The County is permitted by Missouri State statutes to levy taxes for various purposes. The following schedule presents the maximum allowable County-wide tax levies and the County's actual levy for 2014:

Purpose	Per \$100 Of Assessed Valuation	
	Maximum Levy Allowed By Law (a)	County's Levy 2014
General, other than payment of principal and interest on long-term debt	0.3155	0.1200
Road and bridge (excluding special road districts)	0.2657	0.0500
Group Homes	0.1146	0.1146
Combined County-wide tax rate (noncommercial and commercial)		<u>0.2846</u>
County-wide surtax on commercial property (Class III)	0.6100	0.6100

- (a) Missouri State statutes require the County to reduce its property tax levy (levies) in an amount sufficient to decrease the total property taxes it expects to collect in a year by not less than 50% of the amount of general revenue sales taxes received by the County.

In addition to the tax levies described above, various independent taxing districts within the County, including school, County, library, fire, special road, and levee districts, levy a tax that is collected by the County Collector. The property tax collections resulting from these levies are disbursed by the County to the appropriate taxing districts.



## BOONE COUNTY, MISSOURI

---

### Notes To Basic Financial Statements (Continued)

Property taxes receivable are net of an allowance for uncollectible receivables of \$20,717 in the general fund and \$8,378 in the road and bridge fund.

#### (4) Intergovernmental Revenue And Receivables

Intergovernmental revenue for governmental funds for fiscal year 2014 consisted of the following:

	<b>General Fund</b>	<b>Road And Bridge Fund</b>	<b>Law Enforcement Services Fund</b>	<b>Other Governmental Funds</b>	<b>Total Governmental Funds</b>
Federal	\$ 674,579	\$ 16,782	\$ —	\$ 351,038	\$ 1,042,399
State	1,093,022	1,220,968	12,517	255,553	2,582,060
Local	131,751	—	—	6,736	138,487
Total inter-governmental revenue	\$ 1,899,352	\$ 1,237,750	\$ 12,517	\$ 613,327	\$ 3,762,946

Within the fund financial statements, amounts due from other governments at December 31, 2014 include the following:

	<b>General Fund</b>	<b>Road And Bridge Fund</b>	<b>Law Enforcement Services Fund</b>	<b>Other Governmental Funds</b>	<b>Total Governmental Funds</b>
Federal	\$ 92,033	\$ 9,508	\$ —	\$ 268,448	\$ 369,989
State	115,852	142,502	718	28,824	287,896
Local	102,138	—	—	16,125	118,263
Total due from other governments	\$ 310,023	\$ 152,010	\$ 718	\$ 313,397	\$ 776,148

#### (5) Interfund Balances

Interfund balances are the result of services provided by one fund to another fund and are expected to be repaid during the fiscal year ended December 31, 2014.

**BOONE COUNTY, MISSOURI**

Notes To Basic Financial Statements (*Continued*)

Interfund receivable and payable balances at December 31, 2014 are as follows:

<b>Due From:</b>	<b>Due To:</b>				<b>Total</b>
	<b>General Fund</b>	<b>Road And Bridge Fund</b>	<b>911/Emergency Management Sales Tax Fund</b>	<b>Other Governmental Funds - Nonmajor</b>	
General Fund	\$ —	\$ 567	\$ —	\$ 13,827	\$ 14,394
Road And Bridge Fund	755	—	—	—	755
Other Governmental Funds - Nonmajor	—	—	1,000,000	—	1,000,000
	<u>\$ 755</u>	<u>\$ 567</u>	<u>\$ 1,000,000</u>	<u>\$ 13,827</u>	<u>\$ 1,015,149</u>

Loans receivable and payable between funds at December 31, 2014 are as follows:

<b>Receivable Fund</b>	<b>Payable Fund</b>	<b>Amount</b>
General fund	Nonmajor governmental funds	<u>\$ 3,045</u>

Interfund loans were used to provide short-term financing for Neighborhood Improvement District (NID) projects.

Advances between funds at December 31, 2014 are as follows:

<b>Receivable Fund</b>	<b>Payable Fund</b>	<b>Amount</b>
General fund	Nonmajor governmental funds	\$ 164,743
911/Emergency Management Sales Tax Fund	Nonmajor governmental funds	<u>700,599</u>
		<u>\$ 865,342</u>

The advance to the nonmajor governmental funds was made to fund expenses that were to be subsequently reimbursed by a grant from an external party. The advance to the nonmajor governmental funds from the 911/Emergency Management Sales Tax Fund was made to fund expenses that were to be subsequently reimbursed from bond proceeds from the Emergency Communications Center construction.

**BOONE COUNTY, MISSOURI**

---

Notes To Basic Financial Statements (*Continued*)

**(6) Interfund Transfers**

Transfers between funds of the County for the year ended December 31, 2014 were as follows:

<b>Transfer Out:</b>	<b>General Fund</b>	<b>Governmental Funds - Nonmajor</b>	<b>Internal Service Funds</b>	<b>Total</b>
General Fund	\$ —	\$ 140,000	\$ —	\$ 140,000
911/Emergency Management Sales Tax Fund	—	1,000,000	—	1,000,000
Other Governmental Funds - Nonmajor	38,511	40,000	2,896	81,407
Internal Service Funds	—	—	115,212	115,212
	<u>\$ 38,511</u>	<u>\$ 1,180,000</u>	<u>\$ 118,108</u>	<u>\$ 1,336,619</u>

Interfund transfers were used to move revenues from the fund that ordinance or budget requires to collect them to the fund that ordinance or budget requires to expend them.

# BOONE COUNTY, MISSOURI

## Notes To Basic Financial Statements (Continued)

### (7) Capital Assets

#### Primary Government

The following is a summary of changes in capital assets for the year ended December 31, 2014:

	Balance January 1, 2014	Additions	Deletions	Transfers	Balance December 31, 2014
Governmental activities:					
Capital assets not being depreciated:					
Land	\$ 7,109,489	\$ —	\$ —	\$ —	\$ 7,109,489
Land - infrastructure	10,914,911	14,180	(20,070)	—	10,909,021
Construction in progress	112,607	1,304,237	(185,613)	(499,988)	731,243
Construction in progress - intangibles	203,226	—	(6,263)	—	196,963
Construction in progress - infrastructure	143,029	1,807,948	—	(1,756,438)	194,539
Works of art	131,228	—	—	—	131,228
<b>Total capital assets not being depreciated</b>	<b>18,614,490</b>	<b>3,126,365</b>	<b>(211,946)</b>	<b>(2,256,426)</b>	<b>19,272,483</b>
Capital assets being depreciated:					
Buildings and improvements	51,471,613	322,272	—	499,988	52,293,873
Vehicles and equipment	12,786,292	1,423,293	(1,389,606)	21,039	12,841,018
Office furniture and equipment	4,151,206	181,815	(363,092)	(21,039)	3,948,890
Infrastructure	105,101,061	—	(1,556,057)	1,756,438	105,301,442
<b>Total capital assets being depreciated</b>	<b>173,510,172</b>	<b>1,927,380</b>	<b>(3,308,755)</b>	<b>2,256,426</b>	<b>174,385,223</b>
Less accumulated depreciation for:					
Buildings and improvements	12,232,466	1,198,800	—	—	13,431,266
Vehicles and equipment	6,573,567	1,029,000	(1,121,746)	21,039	6,501,860
Office furniture and equipment	3,739,040	210,694	(363,092)	(21,039)	3,565,603
Infrastructure	77,821,560	2,192,932	(937,060)	—	79,077,432
<b>Total accumulated depreciation</b>	<b>100,366,633</b>	<b>4,631,426</b>	<b>(2,421,898)</b>	<b>—</b>	<b>102,576,161</b>
<b>Total capital assets being depreciated, net</b>	<b>73,143,539</b>	<b>(2,704,046)</b>	<b>(886,857)</b>	<b>2,256,426</b>	<b>71,809,062</b>
<b>Total capital assets, net</b>	<b>\$ 91,758,029</b>	<b>\$ 422,319</b>	<b>\$ (1,098,803)</b>	<b>\$ —</b>	<b>\$ 91,081,545</b>

Within the statement of activities, depreciation expense is charged to the following functions:

Policy and administration	\$ 639,019
Public safety and judicial services	900,417
Environment, public buildings and infrastructure	3,023,970
Community health and public services	54,530
Protective inspection	—
Internal service funds	13,490
	<u>13,490</u>
	<u>\$ 4,631,426</u>

## BOONE COUNTY, MISSOURI

### Notes To Basic Financial Statements (Continued)

#### (8) Long-Term Liabilities

Following is a summary of the changes in long-term liabilities for the year ended December 31, 2014:

	Balance January 1, 2014	Additions	Deletions	Balance December 31, 2014	Due Within One Year
General obligation bonds payable	\$ 1,699,736	\$ —	\$ (120,700)	\$ 1,579,036	\$ 127,800
Special obligation bonds payable	2,490,000	—	(430,000)	2,060,000	430,000
Unamortized premiums	22,684	—	(4,997)	17,687	4,997
Accrued compensated absences	1,276,806	1,094,242	(964,840)	1,406,208	927,000
Other post-employment benefits	278,796	92,200	—	370,996	—
	<u>\$ 5,768,022</u>	<u>\$ 1,186,442</u>	<u>\$ (1,520,537)</u>	<u>\$ 5,433,927</u>	<u>\$ 1,489,797</u>

For compensated absences, the General Fund normally liquidates 69%, the Road and Bridge fund and the Law Enforcement Sales Tax Fund normally liquidates 19% and 7%, respectively. The remaining 5% is liquidated by other governmental funds and the Facilities and Grounds internal service fund.

#### General Obligation Bonds

General obligation bonds at December 31, 2014 are composed of special assessment debt as follows:

\$182,000 - 2006 general obligation neighborhood improvement bonds due in annual installments of \$18,000 to \$21,000 through 2016; interest at 4.2% to 4.5%	\$ 42,000
\$1,700,000 - 2008 general obligation neighborhood sewer improvement bonds due in annual installments of \$48,800 to \$63,300 through 2028; interest at 1.92%	814,700
\$204,000 - 2010A general obligation neighborhood sewer improvement bonds due in annual installments of \$1,000 to \$79,000 through 2030; interest at 4.0% to 5.0%	200,000
\$159,543 - 2010 general obligation neighborhood sewer improvement bonds due in annual installments of \$6,700 to \$9,200 through 2029; interest at 1.48%	122,336
\$450,000 - 2011A general obligation neighborhood road improvements bonds due in annual installments of \$35,000 to \$55,000 through 2021; interest at 3.0% to 4.0%	335,000
\$71,000 - 2011B general obligation bonds for neighborhood sewer improvement bonds due in annual installments of \$6,700 to \$9,200 through 2031; interest at 4.0% to 5.0%	<u>65,000</u>
Total general obligation bonds	<u>\$ 1,579,036</u>

## BOONE COUNTY, MISSOURI

---

### Notes To Basic Financial Statements (*Continued*)

The annual debt service requirements for the above general obligation bonds are as follows:

<b>Year Ending December 31</b>	<b>Principal</b>	<b>Interest</b>	<b>Total</b>
2015	\$ 127,800	\$ 42,161	\$ 169,961
2016	129,000	38,638	167,638
2017	109,100	35,565	144,665
2018	110,200	32,832	143,032
2019	117,300	29,858	147,158
2020-2024	473,100	106,065	579,165
2025-2029	422,536	56,775	479,311
2030-2033	90,000	2,550	92,550
	<b>\$ 1,579,036</b>	<b>\$ 344,444</b>	<b>\$ 1,923,480</b>

The County is subject to Missouri State statutes that limit the amount of the County's outstanding bonded debt (exclusive of revenue bonds and balances available in Debt Service funds) to 10% of the County's assessed valuation. At December 31, 2014, the statutory limit for the County was \$254,829,296, providing a debt margin of \$253,781,814.

Although the County is generally obligated for their payment, neighborhood improvement bonds are to be repaid from assessments on properties within the districts. Such assessments are required to be deposited in debt service funds that are legally restricted for payment of the bonds. The County attaches liens on the properties within the districts to secure payment of the assessments. As of December 31, 2014, delinquent assessments receivable amounted to \$23,873.

In 1992, County voters approved a \$3.5 million general obligation bond issue for the purpose of financing the construction and repair of roads and streets within the County's neighborhood improvement districts. Property taxes will not be levied for debt service on the bonds; instead, property owners within these districts will repay the bonds through annual billings over a period not to exceed 10 years. As of December 31, 2014, \$2,031,000 of the bonds has been issued.

In 1997, County voters approved a \$5.5 million general obligation bond issue for the purpose of financing the construction and repair of sewers within the County's neighborhood improvement districts. Property taxes will not be levied for debt service on the bonds; instead, property owners within these districts will repay the bonds through annual billings over a period not to exceed 20 years. As of December 31, 2014, \$2,414,543 of the bonds has been issued.

## BOONE COUNTY, MISSOURI

---

### Notes To Basic Financial Statements (*Continued*)

#### **Special Obligation Bonds**

Special obligation bonds at December 31, 2014 are composed of the following:

\$830,000 - 2010 special obligation Recovery Zone bonds due in annual installments of \$70,000 to \$95,000 beginning in 2011 through 2020; semi-annual interest is due 2010 through 2020; interest at 3.354% to 4.594%; secured by first lien on the property and buildings constructed by the bond proceeds	\$ 530,000
\$2,230,000 - 2012 series refunding certificates of participation due in annual installments of \$350,000 to \$435,000 beginning in 2013 through 2018; semi-annual interest is due 2012 through 2018; interest at 1.5% to 2.0%. The debt is secured by the base rent payments made by the County under a lease agreement that is annually renewable by County General Fund appropriations.	<u>1,530,000</u>
	<u>\$ 2,060,000</u>

The annual debt service requirements for the above special obligation bonds are as follows:

<b>Year Ending December 31</b>	<b>Principal</b>	<b>Interest</b>	<b>Total</b>
2015	\$ 430,000	\$ 44,127	\$ 474,127
2016	455,000	33,633	488,633
2017	460,000	23,684	483,684
2018	525,000	14,058	539,058
2019	95,000	6,546	101,546
2020	95,000	2,182	97,182
	<u>\$ 2,060,000</u>	<u>\$ 124,230</u>	<u>\$ 2,184,230</u>

#### **(9) County Approval Of Hospital Lease**

Effective September 1, 1988, with subsequent amendments made and last amended effective May 17, 2012, the Board of Trustees of Boone County Hospital entered into an amended and restated lease agreement with CH Allied Services, Inc. (CHAS), whereby CHAS leases real property and equipment of the Board of Trustees for the purpose of providing healthcare services in Boone County and surrounding areas. The current amended term of the lease is through December 31, 2020. This lease is required to be ratified by the Boone County Commission.

## **BOONE COUNTY, MISSOURI**

---

### Notes To Basic Financial Statements (*Continued*)

Pursuant to the current amended lease term, in exchange for the County's ratification of the lease agreement, CHAS makes two payments to the County on an annual basis consisting of an unrestricted contribution and a contribution restricted for community medical and health needs. Both payments are increased, but not decreased, in accordance with changes in the Consumer Price Index. The 2014 unrestricted and restricted contribution amounts totaled \$1,810,878 and \$516,127, respectively.

#### **(10) Employee Benefit Plans**

##### **(a) *Boone County Matching Pension Plan***

The Boone County Matching Pension Plan (the Plan) is a defined contribution plan under Internal Revenue Code (IRC) Section 401(a). The Plan was adopted by Order of the County Commission on March 16, 1999, with an effective date of May 1, 1999. The County Commission has the authority to amend the Plan. All employees who are in "benefited" positions are eligible to participate. As of December 31, 2014, 412 employees were participating in the Plan. The County makes contributions equal to participating employees' contributions to the County's IRC Section 457 deferred compensation plan, with County contributions limited to \$25 per bi-weekly pay period per participant. These matching contributions are invested as directed by participants in a variety of registered investment company funds. The County's matching contributions for 2014 were \$179,579. For financial reporting purposes, the activity of the Plan is accounted for as a pension trust fund of the County. Separate financial statements are not available for the Plan.

##### **(b) *Statewide County Employees' Retirement Fund***

The County Employees' Retirement Fund (CERF) was established by an act of the Missouri General Assembly effective August 28, 1994. Laws governing the retirement fund are found in Sections 50.1000-50.1300 of the Missouri Revised Statutes (RSMo). The Board of Directors consists of eleven members, nine of whom are county employee participants. The CERF is administered by a governing board of directors, which has the authority to adopt rules and regulations for administering the system.



## **BOONE COUNTY, MISSOURI**

---

### Notes To Basic Financial Statements (*Continued*)

The CERF is a mandatory cost-sharing multiple employer retirement system for each county in the State of Missouri, except any county not within a county (which excludes the County of St. Louis) and counties of the first classification with a charter form of government. Complete financial statements of the CERF can be obtained from its administrative offices:

County Employee Retirement Fund  
c/o Brydon, Searingen, and England  
2121 Schotthill Woods Drive  
Jefferson City, Missouri 65101

The CERF covers County elective or appointive officers or employees whose position requires the actual performance of duties not less than 1,000 hours per year; including employees of circuit courts located in a first class, noncharter county which is not participating in the Local Government Employees Retirement System (LAGERS); and does not cover circuit clerks, deputy circuit clerks, County prosecuting attorneys, and County sheriffs. Until January 1, 2000, employees hired before January 1, 2000 could opt out of the system.

The CERF provides retirement and death benefits to its members. All benefits vest after eight years of creditable service. Employees who retire on or after age 62 are entitled to an allowance for life based on the form of payment selected. Employees who have a minimum of eight years of creditable service may retire with an early retirement benefit and receive a reduced allowance after attaining age 55. Annual cost of living adjustments, not to exceed 1%, are provided for eligible retirees and survivor annuitants, up to a lifetime maximum of 50% of the initial benefit which the member received upon retirement. Benefit provisions are fixed by state statute and may be amended only by action of the Missouri Legislature. Administrative expenses for the operation of the Fund are paid out of funds of the system.

Prior to January 1, 2003, participating County employees, except for those who participated in LAGERS, were required to make contributions equal to 2% of gross compensation. Effective January 1, 2003, in addition to the prior contribution requirements, participating county employees hired on or after February 25, 2002 are required to make contributions of 4% if they are in a LAGERS county and contributions of 6% if they are in a non-LAGERS county. If an employee leaves covered employment before attaining eight years of creditable service, accumulated employee contributions are refunded to the employee. The contribution rate is set by state statute and may be amended only by action of the Missouri Legislature.

## **BOONE COUNTY, MISSOURI**

---

### Notes To Basic Financial Statements (*Continued*)

While the County is not required to make any contributions to the Plan, the County has elected to contribute 4% of the required 6% contribution for employees hired between February 25, 2002 and December 31, 2002. During 2014, the County collected and remitted to CERF employee contributions of \$799,624, employer contributions of \$14,536 and statutory charges of \$721,499.

(c) ***Deferred Compensation Plan***

The County offers its employees a deferred compensation plan created in accordance with IRC Section 457. The deferred compensation plan, available to all County employees, permits them to defer a portion of their salary until future years. The deferred compensation is not available to employees until termination, retirement, death or unforeseeable emergency.

All amounts of compensation deferred under the plan, all property and rights purchased with those amounts, and all income attributable to those amounts, property, or rights are (until paid or made available to the employees or other beneficiary) held in trust for the exclusive benefit of employees. As the County does not have fiduciary responsibility for these assets, the trust account and related liability are not included in the accompanying basic financial statements.

### **(11) Other Post-Employment Benefit Plan**

#### **Plan Description**

The County has a single-employer defined benefit healthcare plan (the Healthcare Plan) that provides medical and prescription drug coverage to retirees. Participants are eligible to retire once they have attained age 55 plus five years of service or age 65.

The County requires retirees to pay the same premiums charged to active participants. The rates being paid for benefits are typically lower than those for individual health insurance policies. The difference between these rates is the implicit rate subsidy, which is considered an other post-employment benefit under GASB Statement No. 45, *Accounting and Financial Reporting By Employers for Postemployment Benefits Other Than Pensions*.

Retirees and spouses have the same benefits as active employees. Retiree and spousal coverage terminates when the retiree becomes covered under another employer health plan, or becomes eligible to be covered under Medicare at age 65.

#### **Funding Policy**

The County is not required to fund the Healthcare Plan and has elected not to do so. County policy dictates the payment of retiree claims as they come due.

## BOONE COUNTY, MISSOURI

---

### Notes To Basic Financial Statements (*Continued*)

#### **Annual Post-Employment Benefit Cost**

The County's annual post-employment benefit cost for the current year is as follows:

Annual required contribution (January 1, 2014)	\$ 98,900
Interest on net OPEB obligation	10,500
Adjustment to the Annual Required Contribution (ARC)	<u>(17,200)</u>
Net OPEB Costs	92,200
Contributions made	<u>—</u>
Increase in benefit obligation	92,200
Net post-employment benefit obligation - Beginning of year	<u>278,796</u>
End of year	<u><u>\$ 370,996</u></u>

Post-employment benefit calculations are based upon the benefits provided under the terms of the substantive plan in effect at the time of each valuation and on the pattern of sharing costs between the employer and plan members to that point. Actuarial valuations for the plan involve estimates of the value of reported amounts and assumptions about the probability of events far into the future. Actuarially determined amounts are subject to continual revision as results are compared to past expectations and new estimates are made about the future. Actuarial calculations reflect a long-term perspective.

#### **Trend Information**

<u>Year Ended</u>	<u>Annual Post- Employment Benefit Cost (APBC)</u>	<u>Percentage Of APBC Contributed</u>	<u>Net Post- Employment Obligation</u>
2014	\$ 92,200	0%	\$ 370,996
2013	59,800	29%	278,796
2012	59,800	110%	236,310
2011	66,100	1%	242,114

#### **Funded Status And Funding Progress**

As of December 31, 2014, the Healthcare Plan was not funded. The actuarial accrued liability for benefits at December 31, 2014, the date of the latest actuarial valuation, was \$760,000, and there were no assets, resulting in an unfunded actuarial accrued liability (UAAL) of \$760,000. The covered payroll (annual payroll of active employees covered by the plan) was \$17,900,000 and the ratio of the UAAL to covered payroll was 4.2%.

The schedule of funding progress, presented as RSI following the notes to the financial statements, presents trend information about whether the actuarial accrued liability for benefits is increasing or decreasing over time.

## BOONE COUNTY, MISSOURI

---

### Notes To Basic Financial Statements (*Continued*)

#### **Actuarial Assumptions And Methods**

The actuarial accrued liability was determined as part of an actuarial valuation at December 31, 2014, the most recently filed actuarial valuation report. Additional information as of the latest actuarial valuation follows:

Valuation Date:	December 31, 2014
Actuarial Cost Method:	Projected Unit Credit Cost Method
Amortization Method and Period:	The initial UAAL is being amortized over a 30 year closed period using a level-percentage of projected payroll
Healthcare Cost Trend Rate:	5.3% initially, reduced by decrements to an ultimate rate of 4.5% after 85 years.
Discount Rate	3.75%
Inflation rate	2.75%
Investment Rate of Return	N/A

#### **(12) Commitments And Contingent Liabilities**

The County is a defendant in a number of claims and lawsuits. The County's legal counsel has reviewed these claims and lawsuits in order to evaluate the likelihood of an unfavorable outcome to the County and arrive at an estimate, if any, of the amount or range of potential loss to the County. The County's legal counsel has indicated that the resolution of any lawsuits pending is not expected to have a material adverse affect on the basic financial statements of the County. No amount has been provided in the December 31, 2014 basic financial statements for any such claims and lawsuits.

#### **(13) Risk Management**

The County maintains broad form insurance coverage for property/casualty, general liability, inland marine, EDP, public officials' errors and omissions, law enforcement errors and omission, and boiler and machinery. The County is a member of the Missouri Public Entity Risk Management Fund (MOPERM), a public entity risk retention pool. The MOPERM Board of Directors includes six member representatives, including the Commissioner of the State's Office of Administration and the Missouri Attorney General. MOPERM has the right to assess members' additional premiums to cover deficiencies in claim payments and may also issue refunds when revenues exceed expenses. Property losses are limited to 125% of scheduled property values and other risks are insured up to \$2,000,000 with deductibles varying between \$1,000 and \$10,000 per incident. MOPERM is responsible for claims within its specified self-insured retention limits and provides coverage for large losses through excess insurance agreements. The County had no settlements in excess of insurance coverage in any of the past three years. Total premiums paid to MOPERM by the County in 2014 were \$646,350. Premiums paid to Naught-Naught for crime insurance were \$2,766.

## BOONE COUNTY, MISSOURI

---

### Notes To Basic Financial Statements (*Continued*)

Effective June 1, 2013, the County joined the Missouri Association of Counties (MAC) Workers Compensation Trust. Membership in the Trust is open to counties in the State of Missouri which are members of MAC, cities located within such counties, and other governmental entities established by such counties whose employees have the same status as county employees for purposes of workers' compensation. The Trust is governed by a 5-member board of directors, all of whom are county officials. They are elected to serve 3-year staggered terms by a majority vote of the Trust members. Membership in the Trust currently includes 90 out of 114 counties and 11 related agencies. Total premiums paid to the MAC Workers Compensation Trust Fund by the County in 2014 totaled \$441,707.

#### *Self-Insured Employee Benefits*

The County maintains three internal service funds to account for its self-insured coverage of County employees and their dependents for health, dental, and workers' compensation benefits. Under these self-insurance programs, coverage is provided up to a maximum of \$100,000, \$1,250 and \$500,000 for each health, dental, and workers' compensation claims, respectively. The County has commercial reinsurance for claims in excess of the health and workers' compensation individual claim maximum. No reinsurance is in place for dental because the County's plan does not provide for individual claims in excess of \$1,250. The claims liability, as reported in the Internal Service funds, is based on the GASB Statement No. 10 requirements that a liability for claims be recorded if information prior to the issuance of the financial statements indicates that it is probable that a liability has been incurred at the date of the basic financial statements and the amount of the loss can be reasonably estimated. There were no significant changes in coverage during the year.

Effective June 1, 2013, the County is no longer self-insured for workers' compensation, and has purchased insurance for workers' compensation coverage. The claims liability for workers' compensation at December 31, 2014 relates to claims incurred prior to June 1, 2013.

Changes in the internal service funds claims liability for the past two years are as follows:

	<b>2014</b>			
	<b>Beginning Of Year Claims Liability</b>	<b>Current Year Claims And Changes In Estimates</b>	<b>Claim Payments</b>	<b>End Of Year Claims Liability</b>
Self-insured health plan, including prescription drugs	\$ 260,449	\$ 2,854,869	\$ (2,828,838)	\$ 286,480
Self-insured dental plan	15,009	244,853	(216,808)	43,054
Self-insured worker's compensation	249,403	(180,893)	42,717	111,227
	<u>\$ 524,861</u>	<u>\$ 2,918,829</u>	<u>\$ (3,002,929)</u>	<u>\$ 440,761</u>

**BOONE COUNTY, MISSOURI**Notes To Basic Financial Statements (*Continued*)

	<b>2013</b>			<b>End Of Year Claims Liability</b>
	<b>Beginning Of Year Claims Liability</b>	<b>Current Year Claims And Changes In Estimates</b>	<b>Claim Payments</b>	
Self-insured health plan, including prescription drugs	\$ 240,672	\$ 2,294,305	\$ (2,274,528)	\$ 260,449
Self-insured dental plan	12,244	204,709	(201,944)	15,009
Self-insured worker's compensation	332,095	163,347	(246,039)	249,403
	<u>\$ 585,011</u>	<u>\$ 2,662,361</u>	<u>\$ (2,722,511)</u>	<u>\$ 524,861</u>

**(14) Conduit Debt**

During 2008, pursuant to the statutory provisions of Revised Statutes of Missouri (RSMo) 100, the County issued \$15,000,000 of "Chapter 100" bonds in order to finance the construction of a facility and purchase of equipment for Analytical Bio-Chemistry Laboratories, Inc. The bonds are secured by the property financed and are payable solely from payments received on the underlying mortgage loans. Upon payment of the bonds, ownership of the acquired facilities transfers to Analytical Bio-Chemistry Laboratories, Inc. The County is not obligated in any manner for the repayment of the bonds. Accordingly, the bonds are not reported as liabilities in the accompanying basic financial statements. At December 31, 2014, \$15,000,000 of bonds are still outstanding.

**(15) Encumbrances**

Encumbrances by fund as of December 31, 2014 are as follows:

General Fund	\$ 76,855
Road and Bridge Fund	484,137
Community Children's Services Fund	4,225,893
Law Enforcement Services Fund	31,502
Nonmajor Governmental Fund	<u>354,358</u>
	<u>\$ 5,172,745</u>

# BOONE COUNTY, MISSOURI

## Notes To Basic Financial Statements (Continued)

### (16) Fund Balances

	Major Funds					Nonmajor Governmental Funds	Total Governmental Funds
	General Fund	Road & Bridge Fund	Community Childrens Services Fund	911/Emergency Management Sales Tax Fund	Law Enforcement Services Fund		
Fund Balances							
Nonspendable:							
Prepaid items	\$ 46,191	\$ 25	\$ —	\$ —	\$ —	\$ 160	\$ 46,376
Total Nonspendable	<u>46,191</u>	<u>25</u>	<u>—</u>	<u>—</u>	<u>—</u>	<u>160</u>	<u>46,376</u>
Restricted for:							
General Government Operations:							
Assessment	—	—	—	—	—	2,198,658	2,198,658
Collector tax maintenance	—	—	—	—	—	277,954	277,954
Elections	—	—	—	—	—	373,461	373,461
Record preservation	—	—	—	—	—	540,639	540,639
Public Safety & Judicial Operations:							
Sheriff/Corrections	—	—	—	—	2,198,336	461,522	2,659,858
Courts	—	—	—	—	228,629	398,896	627,525
Prosecuting Attorney	—	—	—	—	219,530	44,578	264,108
911/Emergency Management	—	—	—	8,226,170	—	429,209	8,655,379
Domestic violence	—	—	—	—	—	33,963	33,963
Community health	—	—	—	—	—	3,027,419	3,027,419
Children's Services	—	—	10,591,763	—	—	—	10,591,763
Roads & bridges	—	10,676,003	—	—	—	—	10,676,003
Building improvements	—	—	—	—	—	208,646	208,646
Debt service	11	—	—	—	—	882,269	882,280
Other purposes	3,045	—	—	—	—	12,453	15,498
Total Restricted	<u>3,056</u>	<u>10,676,003</u>	<u>10,591,763</u>	<u>8,226,170</u>	<u>2,646,495</u>	<u>8,889,667</u>	<u>41,033,154</u>
Committed to:							
Elections	—	—	—	—	—	173,718	173,718
Building improvements	—	—	—	—	—	482,926	482,926
Other purposes	—	—	—	—	—	142,368	142,368
Total Committed	<u>—</u>	<u>—</u>	<u>—</u>	<u>—</u>	<u>—</u>	<u>799,012</u>	<u>799,012</u>
Assigned to:							
Public safety & judicial	—	—	—	—	—	303,592	303,592
Appropriated fund balance	2,698,773	—	—	—	—	—	2,698,773
Other purposes	76,856	—	—	—	—	—	76,856
Total Assigned	<u>2,775,629</u>	<u>—</u>	<u>—</u>	<u>—</u>	<u>—</u>	<u>303,592</u>	<u>3,079,221</u>
Unassigned	11,197,646	—	—	—	—	—	11,197,646
Total Fund Balances	<u>\$ 14,022,522</u>	<u>\$ 10,676,028</u>	<u>\$ 10,591,763</u>	<u>\$ 8,226,170</u>	<u>\$ 2,646,495</u>	<u>\$ 9,992,431</u>	<u>\$ 56,155,409</u>

### (17) Subsequent Event

On January 22, 2015, Special Obligation Bonds in the amount of \$13,320,000 were issued for to construct, improve and equip a consolidated 911 Call Center, Office of Emergency Management and Emergency Operations Center, known collectively as the Emergency Communications Center (ECC).

---

**Required Supplementary Information**

---



**BOONE COUNTY, MISSOURI**

**REQUIRED SUPPLEMENTARY INFORMATION  
SCHEDULE OF REVENUES, EXPENDITURES AND CHANGES IN  
FUND BALANCES - BUDGET AND ACTUAL - BUDGET BASIS -  
GENERAL FUND**

**For The Year Ended December 31, 2014**

	Original Budget	Final Revised Budget	Actual	Variance with Final Budget Positive (Negative)
<b>REVENUES</b>				
Property taxes	\$ 3,171,100	\$ 3,171,100	\$ 3,339,334	\$ 168,234
Sales taxes	13,380,000	13,380,000	13,770,424	390,424
Other taxes	136,000	136,000	154,082	18,082
Licenses and permits	413,512	413,512	525,988	112,476
Intergovernmental	1,913,867	2,080,870	1,899,352	(181,518)
Charges for services	4,034,545	4,040,995	3,877,499	(163,496)
Fines and Forfeitures	10,000	10,000	10,204	204
Investment income	58,622	58,622	52,185	(6,437)
Miscellaneous:				
Hospital lease revenue	1,816,600	1,816,600	1,810,878	(5,722)
Other	510,321	510,981	575,173	64,192
<b>Total revenues</b>	<b>25,444,567</b>	<b>25,618,680</b>	<b>26,015,119</b>	<b>396,439</b>
<b>EXPENDITURES</b>				
Policy and administration:				
Auditor:				
Personal services	373,386	373,386	360,314	13,072
Supplies, services, and other charges	28,043	28,043	23,691	4,352
<b>Total Auditor</b>	<b>401,429</b>	<b>401,429</b>	<b>384,005</b>	<b>17,424</b>
Human Resources:				
Personal services	207,512	207,512	169,276	38,236
Supplies, services, and other charges	52,630	51,907	38,742	13,165
Capital outlay	—	7,000	6,966	34
<b>Total Human Resources</b>	<b>260,142</b>	<b>266,419</b>	<b>214,984</b>	<b>51,435</b>
Purchasing:				
Personal services	215,942	215,942	209,412	6,530
Supplies, services, and other charges	27,021	28,281	24,232	4,049
Capital outlay	8,159	7,559	6,888	671
<b>Total Purchasing</b>	<b>251,122</b>	<b>251,782</b>	<b>240,532</b>	<b>11,250</b>
County Commission:				
Personal services	423,216	423,216	408,868	14,348
Supplies, services, and other charges	64,981	64,981	60,498	4,483
<b>Total County Commission</b>	<b>488,197</b>	<b>488,197</b>	<b>469,366</b>	<b>18,831</b>
County Association Dues:				
Supplies, services, and other charges	37,543	41,693	40,230	1,463
<b>Total County Association Dues</b>	<b>37,543</b>	<b>41,693</b>	<b>40,230</b>	<b>1,463</b>

*(Continued)*

**BOONE COUNTY, MISSOURI**

**REQUIRED SUPPLEMENTARY INFORMATION  
SCHEDULE OF REVENUES, EXPENDITURES AND CHANGES IN  
FUND BALANCES - BUDGET AND ACTUAL - BUDGET BASIS -  
GENERAL FUND**

**For The Year Ended December 31, 2014**

	Original Budget	Final Revised Budget	Actual	Variance with Final Budget Positive (Negative)
Emergency and Contingency:				
Supplies, services, and other charges	\$ 838,735	\$ 474,493	\$ —	\$ 474,493
Total Emergency and Contingency	<u>838,735</u>	<u>474,493</u>	<u>—</u>	<u>474,493</u>
Centralia Office:				
Supplies, services and other charges	10,314	10,314	10,072	242
Total Centralia Office	<u>10,314</u>	<u>10,314</u>	<u>10,072</u>	<u>242</u>
County Counselor Office:				
Personal services	227,929	227,929	216,528	11,401
Supplies, services and other charges	46,346	263,620	247,890	15,730
Total County Counselor Office	<u>274,275</u>	<u>491,549</u>	<u>464,418</u>	<u>27,131</u>
County Clerk:				
Personal services	213,860	213,860	210,262	3,598
Supplies, services and other charges	24,993	24,993	20,878	4,115
Total County Clerk	<u>238,853</u>	<u>238,853</u>	<u>231,140</u>	<u>7,713</u>
Election and Registration:				
Personal services	359,782	359,782	329,314	30,468
Supplies, services and other charges	131,025	131,025	70,045	60,980
Total Election and Registration	<u>490,807</u>	<u>490,807</u>	<u>399,359</u>	<u>91,448</u>
Election Activities:				
Supplies, services and other charges	729,500	729,500	414,026	315,474
Total County Clerk	<u>729,500</u>	<u>729,500</u>	<u>414,026</u>	<u>315,474</u>
Treasurer:				
Personal services	227,680	227,680	224,949	2,731
Supplies, services and other charges	47,035	47,035	39,193	7,842
Total Treasurer	<u>274,715</u>	<u>274,715</u>	<u>264,142</u>	<u>10,573</u>
Collector:				
Personal services	412,140	412,140	367,856	44,284
Supplies, services and other charges	112,564	112,564	92,496	20,068
Total Collector	<u>524,704</u>	<u>524,704</u>	<u>460,352</u>	<u>64,352</u>

*(Continued)*

---

**BOONE COUNTY, MISSOURI**

---

**REQUIRED SUPPLEMENTARY INFORMATION  
SCHEDULE OF REVENUES, EXPENDITURES AND CHANGES IN  
FUND BALANCES - BUDGET AND ACTUAL - BUDGET BASIS -  
GENERAL FUND****For The Year Ended December 31, 2014**

	Original Budget	Final Revised Budget	Actual	Variance with Final Budget Positive (Negative)
Recorder:				
Personal services	\$ 420,581	\$ 420,481	\$ 415,343	\$ 5,138
Supplies, services and other charges	70,435	70,535	62,856	7,679
Capital outlay	36,000	36,000	19,816	16,184
Total Recorder	<u>527,016</u>	<u>527,016</u>	<u>498,015</u>	<u>29,001</u>
Information Technology:				
Personal services	1,165,924	1,165,924	1,034,568	131,356
Supplies, services and other charges	480,701	487,101	382,108	104,993
Capital outlay	198,989	247,988	218,738	29,250
Total Information Technology	<u>1,845,614</u>	<u>1,901,013</u>	<u>1,635,414</u>	<u>265,599</u>
Geographic Information System-Consortium:				
Supplies, services and other charges	3,642	3,642	360	3,282
Capital outlay	1,000	5,500	5,491	9
Total Geographic Information System-Consortium	<u>4,642</u>	<u>9,142</u>	<u>5,851</u>	<u>3,282</u>
Geographic Information System-County:				
Personal services	134,279	136,146	136,145	1
Supplies, services and other charges	44,339	43,752	37,762	5,990
Total Geographic Information System-County	<u>178,618</u>	<u>179,898</u>	<u>173,907</u>	<u>5,991</u>
Nondepartmental:				
Supplies, services and other charges	291,116	291,116	273,447	17,669
Debt service:				
Principal retirement	350,000	350,000	350,000	—
Interest and fiscal charges	29,113	29,113	29,113	—
Capital outlay	—	19,700	17,810	1,890
Total Nondepartmental	<u>670,229</u>	<u>689,929</u>	<u>670,370</u>	<u>19,559</u>
Insurance and Safety:				
Supplies, services and other charges	516,245	516,245	502,773	13,472
Total Insurance and Safety	<u>516,245</u>	<u>516,245</u>	<u>502,773</u>	<u>13,472</u>
Employee Benefits:				
Personal services (Unemployment)	45,961	44,574	—	44,574
Supplies, services and other charges	18,000	18,000	17,112	888
Employee Benefits	<u>63,961</u>	<u>62,574</u>	<u>17,112</u>	<u>45,462</u>
Mail Services:				
Personal services	73,645	74,088	74,088	—
Supplies, services and other charges	334,698	334,795	271,532	63,263
Capital outlay	—	5,740	5,738	2
Total Mail Services	<u>408,343</u>	<u>414,623</u>	<u>351,358</u>	<u>63,263</u>

*(Continued)*

**BOONE COUNTY, MISSOURI**

**REQUIRED SUPPLEMENTARY INFORMATION  
SCHEDULE OF REVENUES, EXPENDITURES AND CHANGES IN  
FUND BALANCES - BUDGET AND ACTUAL - BUDGET BASIS -  
GENERAL FUND**

**For The Year Ended December 31, 2014**

	Original Budget	Final Revised Budget	Actual	Variance with Final Budget Positive (Negative)
Insurance Claim Activity:				
Supplies, services and other charges	\$ 50,000	\$ 83,611	\$ 83,610	\$ 1
Total Insurance Claim Activity	<u>50,000</u>	<u>83,611</u>	<u>83,610</u>	<u>1</u>
Records Management Services:				
Supplies, services and other charges	30,958	30,958	30,219	739
Capital outlay	800	800	598	202
Total Records Management Services	<u>31,758</u>	<u>31,758</u>	<u>30,817</u>	<u>739</u>
Total Policy and administration	<u>9,116,762</u>	<u>9,100,264</u>	<u>7,561,853</u>	<u>1,538,198</u>
Public safety and judicial:				
Public Administrator:				
Personal services	357,180	372,180	349,363	22,817
Supplies, services and other charges	47,438	47,438	42,893	4,545
Total Public Administrator	<u>404,618</u>	<u>419,618</u>	<u>392,256</u>	<u>27,362</u>
Circuit Court:				
Personal services	1,069,152	1,069,152	1,020,781	48,371
Supplies, services and other charges	435,004	435,004	402,813	32,191
Capital outlay	3,000	3,000	—	3,000
Total Circuit Court	<u>1,507,156</u>	<u>1,507,156</u>	<u>1,423,594</u>	<u>83,562</u>
Circuit Clerk:				
Personal services	181,019	181,019	174,584	6,435
Supplies, services and other charges	326,027	325,860	299,701	26,159
Capital outlay	8,450	8,617	8,617	—
Total Circuit Clerk	<u>515,496</u>	<u>515,496</u>	<u>482,902</u>	<u>32,594</u>
Jury Services and Court Costs:				
Supplies, services and other charges	208,765	205,765	150,143	55,622
Capital outlay	21,302	24,302	22,346	1,956
Total Jury Services and Court Costs	<u>230,067</u>	<u>230,067</u>	<u>172,489</u>	<u>57,578</u>
Juvenile Office:				
Personal services	133,138	133,138	116,900	16,238
Supplies, services and other charges	295,246	295,246	257,077	38,169
Capital outlay	9,200	9,200	7,773	1,427
Total Juvenile Office	<u>437,584</u>	<u>437,584</u>	<u>381,750</u>	<u>55,834</u>

(Continued)

---

**BOONE COUNTY, MISSOURI**

---

**REQUIRED SUPPLEMENTARY INFORMATION  
SCHEDULE OF REVENUES, EXPENDITURES AND CHANGES IN  
FUND BALANCES - BUDGET AND ACTUAL - BUDGET BASIS -  
GENERAL FUND**

**For The Year Ended December 31, 2014**

	Original Budget	Final Revised Budget	Actual	Variance with Final Budget Positive (Negative)
Juvenile Justice Center:				
Personal services	\$ 155,040	\$ 155,040	\$ 110,783	\$ 44,257
Supplies, services and other charges	196,114	195,698	166,754	28,944
Capital outlay	26,850	27,266	27,266	—
Total Juvenile Justice Center	<u>378,004</u>	<u>378,004</u>	<u>304,803</u>	<u>73,201</u>
Judicial Grants and Contracts:				
Personal services	91,453	138,810	130,388	8,422
Supplies, services and other charges	78,036	112,708	83,874	28,834
Capital outlay	—	900	783	117
Total Judicial Grants and Contracts	<u>169,489</u>	<u>252,418</u>	<u>215,045</u>	<u>37,373</u>
Sheriff:				
Personal services	3,696,895	3,671,430	3,577,112	94,318
Supplies, services and other charges	679,802	698,790	610,122	88,668
Capital outlay	19,784	26,342	26,139	203
Total Sheriff	<u>4,396,481</u>	<u>4,396,562</u>	<u>4,213,373</u>	<u>183,189</u>
Internet Crimes Task Force:				
Personal services	52,189	112,389	112,338	51
Supplies, services and other charges	—	23,542	20,679	2,863
Capital outlay	—	11,250	11,249	1
Total Internet Crimes Task Force	<u>61,157</u>	<u>147,181</u>	<u>144,266</u>	<u>2,915</u>
Corrections:				
Personal services	2,987,679	3,037,588	2,518,472	519,116
Supplies, services and other charges	1,292,504	1,242,723	1,191,198	51,525
Capital outlay	28,550	28,610	28,610	—
Total Corrections	<u>4,308,733</u>	<u>4,308,921</u>	<u>3,738,280</u>	<u>570,641</u>
Sheriff/Corrections Bldg House Keeping/Maint				
Personal services	98,882	98,882	97,935	947
Supplies, services and other charges	110,651	109,593	73,415	36,178
Capital outlay	31,180	32,238	32,237	1
Total Internet Crimes Task Force	<u>240,713</u>	<u>240,713</u>	<u>203,587</u>	<u>37,126</u>
Prosecuting Attorney:				
Personal services	1,247,740	1,553,771	1,553,770	1
Supplies, services and other charges	514,628	210,667	207,662	3,005
Capital outlay	9,620	9,620	9,226	394
Total Prosecuting Attorney	<u>1,771,988</u>	<u>1,774,058</u>	<u>1,770,658</u>	<u>3,400</u>

*(Continued)*

**BOONE COUNTY, MISSOURI**

**REQUIRED SUPPLEMENTARY INFORMATION  
SCHEDULE OF REVENUES, EXPENDITURES AND CHANGES IN  
FUND BALANCES - BUDGET AND ACTUAL - BUDGET BASIS -  
GENERAL FUND**

**For The Year Ended December 31, 2014**

	Original Budget	Final Revised Budget	Actual	Variance with Final Budget Positive (Negative)
Victim Witness:				
Personal services	\$ 188,110	\$ 188,153	\$ 188,152	\$ 1
Supplies, services and other charges	21,876	21,758	18,769	2,989
Capital outlay	1,600	1,675	1,675	—
Total Victim Witness	<u>211,586</u>	<u>211,586</u>	<u>208,596</u>	<u>2,990</u>
IV-D:				
Personal services	181,742	181,742	180,523	1,219
Supplies, services and other charges	45,542	42,168	25,546	16,622
Capital outlay	—	1,304	1,303	1
Total IV-D	<u>227,284</u>	<u>225,214</u>	<u>207,372</u>	<u>17,842</u>
Prosecuting Attorney Retirement:				
Supplies, services and other charges	7,752	7,752	7,752	—
Total Prosecuting Attorney Retirement	<u>7,752</u>	<u>7,752</u>	<u>7,752</u>	<u>—</u>
Medical Examiner:				
Supplies, services and other charges	200,776	200,776	200,776	—
Total Medical Examiner	<u>200,776</u>	<u>200,776</u>	<u>200,776</u>	<u>—</u>
Public Defender:				
Supplies, services and other charges	45,025	45,025	45,025	—
Total Public Defender	<u>45,025</u>	<u>45,025</u>	<u>45,025</u>	<u>—</u>
Total Public safety and judicial	<u>15,113,909</u>	<u>15,298,131</u>	<u>14,112,524</u>	<u>1,185,607</u>
Environment, protective inspection, and infrastructure:				
NID Administration:				
Supplies, services and other charges	7,000	7,000	286	6,714
Total NID Administration	<u>7,000</u>	<u>7,000</u>	<u>286</u>	<u>6,714</u>
Solid Waste Recycling:				
Personal services	17,537	17,537	17,493	44
Supplies, services and other charges	60,588	65,588	56,901	8,687
Total Solid Waste Recycling	<u>78,125</u>	<u>83,125</u>	<u>74,394</u>	<u>8,731</u>
Boone Co. Regional Sewer Dist. Mgmt. Service:				
Personal services	4,752	4,752	4,733	19
Total Boone Co. Regional Sewer Dist. Mgmt. Service	<u>4,752</u>	<u>4,752</u>	<u>4,733</u>	<u>19</u>

(Continued)

**BOONE COUNTY, MISSOURI**

**REQUIRED SUPPLEMENTARY INFORMATION  
SCHEDULE OF REVENUES, EXPENDITURES AND CHANGES IN  
FUND BALANCES - BUDGET AND ACTUAL - BUDGET BASIS -  
GENERAL FUND**

**For The Year Ended December 31, 2014**

	Original Budget	Final Revised Budget	Actual	Variance with Final Budget Positive (Negative)
Planning and Zoning:				
Personal services	\$ 326,686	\$ 326,686	\$ 326,527	\$ 159
Supplies, services and other charges	28,207	28,207	19,715	8,492
Total Planning and Zoning	<u>354,893</u>	<u>354,893</u>	<u>346,242</u>	<u>8,651</u>
Building Codes:				
Personal services	380,349	380,349	351,757	28,592
Supplies, services and other charges	53,709	53,709	37,183	16,526
Capital outlay	50,500	50,500	49,938	562
Total Building Codes	<u>484,558</u>	<u>484,558</u>	<u>438,878</u>	<u>45,680</u>
Stormwater Administration:				
Personal services	96,683	62,368	60,703	1,665
Supplies, services and other charges	53,654	87,969	25,771	62,198
Capital outlay	17,550	17,550	16,335	1,215
Total Social Services	<u>167,887</u>	<u>167,887</u>	<u>102,809</u>	<u>65,078</u>
Total Environment, protective inspection and infrastructure	<u>1,097,215</u>	<u>1,102,215</u>	<u>967,342</u>	<u>134,873</u>
Community health and public services:				
Public Health Services:				
Supplies, services and other charges	1,064,677	1,064,677	948,615	116,062
Total Community Health	<u>1,064,677</u>	<u>1,064,677</u>	<u>948,615</u>	<u>116,062</u>
Community and Social Services:				
Personal services	15,924	15,924	13,294	2,630
Supplies, services and other charges	108,371	108,371	102,580	5,791
Capital outlay	4,290	4,290	2,395	1,895
Total Social Services	<u>128,585</u>	<u>128,585</u>	<u>118,269</u>	<u>10,316</u>
Civic Services:				
Supplies, services and other charges	127,260	127,260	123,260	4,000
Total Community Services	<u>127,260</u>	<u>127,260</u>	<u>123,260</u>	<u>4,000</u>
Animal Control:				
Supplies, services and other charges	201,020	201,020	199,998	1,022
Capital outlay	21,056	21,056	19,313	1,743
Total Animal Control	<u>222,076</u>	<u>222,076</u>	<u>219,311</u>	<u>2,765</u>
On-Site Waste Water:				
Supplies, services and other charges	69,867	69,867	69,865	2
Total On-Site Waste Water	<u>69,867</u>	<u>69,867</u>	<u>69,865</u>	<u>2</u>
Total Community health and public services	<u>1,612,465</u>	<u>1,612,465</u>	<u>1,479,320</u>	<u>133,145</u>

*(Continued)*

**BOONE COUNTY, MISSOURI**

**REQUIRED SUPPLEMENTARY INFORMATION  
SCHEDULE OF REVENUES, EXPENDITURES AND CHANGES IN  
FUND BALANCES - BUDGET AND ACTUAL - BUDGET BASIS -  
GENERAL FUND**

**For The Year Ended December 31, 2014**

	<u>Original Budget</u>	<u>Final Revised Budget</u>	<u>Actual</u>	<u>Variance with Final Budget Positive (Negative)</u>
Economic vitality:				
Economic Support:				
Supplies, services and other charges	\$ 53,000	\$ 53,000	\$ 53,000	\$ —
Total Economic Support	<u>53,000</u>	<u>53,000</u>	<u>53,000</u>	<u>—</u>
Total Economic vitality	<u>53,000</u>	<u>53,000</u>	<u>53,000</u>	<u>—</u>
Beautification and recreation:				
Parks and Recreation:				
Supplies, services and other charges	57,659	57,659	49,597	8,062
Capital outlay	<u>50,000</u>	<u>50,000</u>	<u>—</u>	<u>50,000</u>
Total Parks and Recreation	<u>107,659</u>	<u>107,659</u>	<u>49,597</u>	<u>58,062</u>
Total Beautification and recreation	<u>107,659</u>	<u>107,659</u>	<u>49,597</u>	<u>58,062</u>
Total expenditures	<u>27,101,010</u>	<u>27,273,734</u>	<u>24,223,636</u>	<u>3,049,885</u>
REVENUES OVER (UNDER) EXPENDITURES	<u>(1,656,443)</u>	<u>(1,655,054)</u>	<u>1,791,483</u>	<u>3,446,324</u>
OTHER FINANCING SOURCES (USES)				
Transfers in	—	38,511	38,511	—
Transfers out	(110,000)	(140,000)	(140,000)	—
Insurance proceeds	—	28,773	29,072	299
Sale of capital assets	<u>5,100</u>	<u>5,100</u>	<u>10,690</u>	<u>5,590</u>
Total other financing sources (uses)	<u>(104,900)</u>	<u>(67,616)</u>	<u>(61,727)</u>	<u>5,889</u>
NET CHANGE IN FUND BALANCE	<u>\$ (1,761,343)</u>	<u>\$ (1,722,670)</u>	1,729,756	<u>\$ 3,452,213</u>
FUND BALANCES (GAAP), beginning of year			12,270,642	
Less encumbrances, beginning of year			(54,731)	
Add encumbrances, end of year			<u>76,855</u>	
FUND BALANCES (GAAP), end of year			<u>\$ 14,022,522</u>	



**BOONE COUNTY, MISSOURI**

**REQUIRED SUPPLEMENTARY INFORMATION  
SCHEDULE OF REVENUES, EXPENDITURES AND CHANGES IN  
FUND BALANCES - BUDGET AND ACTUAL - BUDGET BASIS -  
ROAD AND BRIDGE FUND  
For The Year Ended December 31, 2014**

	Original Budget	Final Revised Budget	Actual	Variance with Final Budget Positive (Negative)
<b>REVENUES</b>				
Property taxes	\$ 1,389,220	\$ 1,389,220	\$ 1,435,135	\$ 45,915
Sales taxes	13,805,000	13,805,000	14,232,938	427,938
Licenses and permits	7,980	7,980	11,539	3,559
Intergovernmental	1,426,300	1,426,300	1,237,751	(188,549)
Charges for services	250,840	399,647	341,568	(58,079)
Investment income	35,780	35,780	50,275	14,495
Miscellaneous	13,000	13,000	(60,522)	(73,522)
<b>Total revenues</b>	<b>16,928,120</b>	<b>17,076,927</b>	<b>17,248,684</b>	<b>171,757</b>
<b>EXPENDITURES</b>				
Environment, protective inspection, and infrastructure:				
Maintenance Operations:				
Personal services	3,136,332	3,136,332	3,053,241	83,091
Supplies, services, and other charges	4,048,710	4,032,810	3,476,954	555,856
Capital outlay	975,450	910,450	786,286	124,164
<b>Total Maintenance Operations</b>	<b>8,160,492</b>	<b>8,079,592</b>	<b>7,316,481</b>	<b>763,111</b>
Pavement Preservation:				
Supplies, services, and other charges	4,550,000	4,598,807	3,287,483	1,311,324
<b>Total Design and Construction</b>	<b>4,550,000</b>	<b>4,598,807</b>	<b>3,287,483</b>	<b>1,311,324</b>
Design and Construction:				
Personal services	893,480	893,561	813,428	80,133
Supplies, services, and other charges	2,185,418	2,185,418	1,383,449	801,969
Capital outlay	78,125	78,125	35,268	42,857
<b>Total Design and Construction</b>	<b>3,157,023</b>	<b>3,157,104</b>	<b>2,232,145</b>	<b>924,959</b>
Stormwater Administration:				
Personal services	52,085	33,605	33,157	448
Supplies, services, and other charges	6,448	24,928	791	24,137
Capital outlay	9,695	9,695	9,009	686
<b>Total Design and Construction</b>	<b>68,228</b>	<b>68,228</b>	<b>42,957</b>	<b>25,271</b>

*(Continued)*

---

**BOONE COUNTY, MISSOURI**

---

**REQUIRED SUPPLEMENTARY INFORMATION  
SCHEDULE OF REVENUES, EXPENDITURES AND CHANGES IN  
FUND BALANCES - BUDGET AND ACTUAL - BUDGET BASIS -  
ROAD AND BRIDGE FUND  
For The Year Ended December 31, 2014**

	Original Budget	Final Revised Budget	Actual	Variance with Final Budget Positive (Negative)
Insurance Activity:				
Supplies, services, and other charges	\$ 40,000	\$ 40,000	\$ 30,590	\$ 9,410
Total Insurance Activity	<u>40,000</u>	<u>40,000</u>	<u>30,590</u>	<u>9,410</u>
Administration:				
Distributions to other political subdivisions and other charges	<u>3,109,605</u>	<u>3,225,505</u>	<u>2,591,788</u>	<u>633,717</u>
Total Administration	<u>3,109,605</u>	<u>3,225,505</u>	<u>2,591,788</u>	<u>633,717</u>
Total Environment, protective inspection, and infrastructure	<u>19,085,348</u>	<u>19,169,236</u>	<u>15,501,444</u>	<u>3,667,792</u>
Total expenditures	<u>19,085,348</u>	<u>19,169,236</u>	<u>15,501,444</u>	<u>3,667,792</u>
REVENUES OVER (UNDER) EXPENDITURES	<u>(2,157,228)</u>	<u>(2,092,309)</u>	<u>1,747,240</u>	<u>3,839,549</u>
OTHER FINANCING SOURCES (USES)				
Insurance proceeds	—	21,703	21,703	—
Sale of capital assets	<u>140,950</u>	<u>75,950</u>	<u>273,968</u>	<u>198,018</u>
Total other financing sources (uses)	<u>140,950</u>	<u>97,653</u>	<u>295,671</u>	<u>198,018</u>
NET CHANGE IN FUND BALANCE	<u>\$ (2,016,278)</u>	<u>\$ (1,994,656)</u>	2,042,911	<u>\$ 4,037,567</u>
FUND BALANCES (GAAP), beginning of year			9,093,841	
Less encumbrances, beginning of year			(944,861)	
Add encumbrances, end of year			<u>484,137</u>	
FUND BALANCES (GAAP), end of year			<u>\$ 10,676,028</u>	

---

**BOONE COUNTY, MISSOURI**

---

**REQUIRED SUPPLEMENTARY INFORMATION**  
**SCHEDULE OF REVENUES, EXPENDITURES AND CHANGES IN FUND BALANCES -**  
**BUDGET AND ACTUAL - BUDGET BASIS -**  
**COMMUNITY CHILDRENS SERVICES FUND**  
**For The Year Ended December 31, 2014**

	Original Budget	Final Revised Budget	Actual	Variance with Final Budget Positive (Negative)
<b>REVENUES</b>				
Sales taxes	\$ 6,560,000	\$ 6,560,000	\$ 6,438,173	\$ (121,827)
Investment income	—	—	33,684	33,684
 Total revenues	 <u>6,560,000</u>	 <u>6,560,000</u>	 <u>6,471,857</u>	 <u>(88,143)</u>
<b>EXPENDITURES</b>				
Community health and public services:				
Community Children's Services:				
Personal services	138,397	138,397	97,980	40,417
Supplies, services, and other charges	19,640	39,640	28,681	10,959
Capital outlay	8,710	8,710	7,560	1,150
Total Community Children's Services	<u>166,747</u>	<u>186,747</u>	<u>134,221</u>	<u>52,526</u>
 CCS Funding Opportunities				
Supplies, services, and other charges	—	5,296,525	4,718,455	578,070
Total Community Children's Services	<u>—</u>	<u>5,296,525</u>	<u>4,718,455</u>	<u>578,070</u>
 Total Community health and public service	 <u>166,747</u>	 <u>5,483,272</u>	 <u>4,852,676</u>	 <u>630,596</u>
 Total expenditures	 <u>166,747</u>	 <u>5,483,272</u>	 <u>4,852,676</u>	 <u>630,596</u>
 REVENUES OVER EXPENDITURES	 <u>\$ 6,393,253</u>	 <u>\$ 1,076,728</u>	 1,619,181	 <u>\$ 542,453</u>
 FUND BALANCES (GAAP), beginning of year			4,746,689	
Less encumbrances, beginning of year			—	
Add encumbrances, end of year			<u>4,225,893</u>	
 FUND BALANCES (GAAP), end of year			 <u>\$ 10,591,763</u>	

**BOONE COUNTY, MISSOURI**

**REQUIRED SUPPLEMENTARY INFORMATION  
SCHEDULE OF REVENUES, EXPENDITURES AND CHANGES IN  
FUND BALANCES - BUDGET AND ACTUAL - BUDGET BASIS -  
911/EMERGENCY MANAGEMENT SALES TAX FUND  
For The Year Ended December 31, 2014**

	<u>Original Budget</u>	<u>Final Revised Budget</u>	<u>Actual</u>	Variance with Final Budget Positive (Negative)
<b>REVENUES</b>				
Sales taxes	\$ 9,532,500	\$ 9,532,500	\$ 10,251,257	\$ 718,757
Investment income	—	—	22,079	22,079
<b>Total revenues</b>	<u>9,532,500</u>	<u>9,532,500</u>	<u>10,273,336</u>	<u>740,836</u>
<b>EXPENDITURES</b>				
Public safety and judicial:				
911/Emergency Management Sales Tax Revenue:				
Supplies, services, and other charges	—	13,000	13,161	(161)
<b>Total 911/Emergency Management Sales Tax Revenue</b>	<u>—</u>	<u>13,000</u>	<u>13,161</u>	<u>(161)</u>
911/Joint Communication Operations:				
Personal services	473,064	524,844	523,967	877
Supplies, services, and other charges	2,886,778	2,821,998	2,708,572	113,426
<b>Total 911/Joint Communication Operations:</b>	<u>3,359,842</u>	<u>3,346,842</u>	<u>3,232,539</u>	<u>114,303</u>
Emergency Management Operations:				
Supplies, services, and other charges	251,000	251,000	219,394	31,606
<b>Total Information System—Court Only</b>	<u>251,000</u>	<u>251,000</u>	<u>219,394</u>	<u>31,606</u>
Information Technology-BCJC/EM:				
Personal services	—	22,575	—	22,575
Supplies, services, and other charges	—	860	—	860
Capital outlay	—	2,900	—	2,900
<b>Total 911/Joint Communication Operations:</b>	<u>—</u>	<u>26,335</u>	<u>—</u>	<u>26,335</u>
<b>Total Public safety and judicial</b>	<u>3,610,842</u>	<u>3,637,177</u>	<u>3,465,094</u>	<u>172,083</u>
<b>Total expenditures</b>	<u>3,610,842</u>	<u>3,637,177</u>	<u>3,465,094</u>	<u>172,083</u>
<b>REVENUES OVER EXPENDITURES</b>	5,921,658	5,895,323	6,808,242	568,753
<b>OTHER FINANCING USES</b>				
Transfers out	—	(1,000,000)	(1,000,000)	—
<b>NET CHANGE IN FUND BALANCE</b>	<u>\$ 5,921,658</u>	<u>\$ 4,895,323</u>	5,808,242	<u>\$ 568,753</u>
FUND BALANCES (GAAP), beginning of year			2,417,928	
FUND BALANCES (GAAP), end of year			<u>\$ 8,226,170</u>	

**BOONE COUNTY, MISSOURI**

**REQUIRED SUPPLEMENTARY INFORMATION  
SCHEDULE OF REVENUES, EXPENDITURES AND CHANGES IN FUND BALANCES -  
BUDGET AND ACTUAL - BUDGET BASIS -  
LAW ENFORCEMENT SERVICES FUND  
For The Year Ended December 31, 2014**

	Original Budget	Final Revised Budget	Actual	Variance with Final Budget Positive (Negative)
<b>REVENUES</b>				
Sales taxes	\$ 3,341,500	\$ 3,341,500	\$ 3,438,363	\$ 96,863
Intergovernmental	9,978	9,978	12,517	2,539
Investment income	9,250	9,250	10,522	1,272
	<u>3,360,728</u>	<u>3,360,728</u>	<u>3,461,402</u>	<u>100,674</u>
<b>EXPENDITURES</b>				
Public safety and judicial				
Emergency and Contingency:				
Supplies, services, and other charges	25,600	25,600	4,390	21,210
Total Emergency and Contingency	<u>25,600</u>	<u>25,600</u>	<u>4,390</u>	<u>21,210</u>
Sheriff Operations:				
Personal services	1,159,735	1,148,735	1,067,572	81,163
Supplies, services, and other charges	248,048	248,048	185,400	62,648
Capital outlay	392,279	392,279	371,335	20,944
Total Sheriff Operations	<u>1,800,062</u>	<u>1,789,062</u>	<u>1,624,307</u>	<u>164,755</u>
Corrections:				
Personal services	709,691	720,205	720,165	40
Supplies, services, and other charges	33,000	33,486	24,232	9,254
Total Corrections	<u>742,691</u>	<u>753,691</u>	<u>744,397</u>	<u>9,294</u>
Prosecuting Attorney:				
Personal services	300,585	300,585	300,511	74
Supplies, services, and other charges	5,992	5,992	5,026	966
Total Prosecuting Attorney	<u>306,577</u>	<u>306,577</u>	<u>305,537</u>	<u>1,040</u>
Alternative Sentencing Programs:				
Personal services	227,488	227,488	219,972	7,516
Supplies, services, and other charges	106,219	106,219	67,263	38,956
Capital outlay	600	600	581	19
Total Alternative Sentencing Programs	<u>334,307</u>	<u>334,307</u>	<u>287,816</u>	<u>46,491</u>
Law Enforcement/Judicial Information System:				
Supplies, services, and other charges	38,033	38,033	38,033	—
Total Law Enforcement/Judicial Info System	<u>38,033</u>	<u>38,033</u>	<u>38,033</u>	<u>—</u>

*(Continued)*

---

**BOONE COUNTY, MISSOURI**

---

**REQUIRED SUPPLEMENTARY INFORMATION**  
**SCHEDULE OF REVENUES, EXPENDITURES AND CHANGES IN FUND BALANCES -**  
**BUDGET AND ACTUAL - BUDGET BASIS -**  
**LAW ENFORCEMENT SERVICES FUND**  
**For The Year Ended December 31, 2014**

	Original Budget	Final Revised Budget	Actual	Variance with Final Budget Positive (Negative)
Contract Inmate Housing:				
Supplies, services, and other charges	\$ 195,000	\$ 195,000	\$ 84,525	\$ 110,475
Total Contract Inmate Housing	<u>195,000</u>	<u>195,000</u>	<u>84,525</u>	<u>110,475</u>
Information System—Court Only:				
Supplies, services, and other charges	3,355	3,355	2,100	1,255
Total Information System—Court Only	<u>3,355</u>	<u>3,355</u>	<u>2,100</u>	<u>1,255</u>
Total Public safety and judicial	<u>3,445,625</u>	<u>3,445,625</u>	<u>3,091,105</u>	<u>354,520</u>
Total expenditures	<u>3,445,625</u>	<u>3,445,625</u>	<u>3,091,105</u>	<u>354,520</u>
REVENUES OVER (UNDER) EXPENDITURES	(84,897)	(84,897)	370,297	455,194
OTHER FINANCING SOURCES				
Sale of capital assets	34,000	34,000	18,100	(15,900)
Total other financing sources	<u>34,000</u>	<u>34,000</u>	<u>18,100</u>	<u>(15,900)</u>
NET CHANGE IN FUND BALANCE	\$ <u>(50,897)</u>	\$ <u>(50,897)</u>	388,397	\$ <u>439,294</u>
FUND BALANCES (GAAP), beginning of year			2,240,809	
Less encumbrances, beginning of year			(14,213)	
Add encumbrances, end of year			<u>31,502</u>	
FUND BALANCES (GAAP), end of year			\$ <u>2,646,495</u>	

# BOONE COUNTY, MISSOURI

---

## NOTES TO BUDGETARY COMPARISON INFORMATION December 31, 2014

### **Explanation Of Budgetary Basis Of Accounting**

The County's policy is to prepare the annual operating budget on a basis that includes encumbrances as the equivalent of expenditures. The statement of revenues, expenditures, and changes in fund balances-governmental funds excludes outstanding encumbrances in accordance with U.S. generally accepted accounting principles of the modified accrual basis of accounting. However, budgeted expenditures include both expenditures and encumbrances (budget basis). Therefore, in order to match reported results (actual) to the budget and to provide a useful comparison, it is necessary to include encumbrances outstanding at the end of the year and exclude encumbrances outstanding at the beginning of the year. Unencumbered appropriations lapse at year end. Certain other miscellaneous transactions (such as the transfer of ownership of capital assets between funds) are not recorded on the budget basis of accounting. Additionally, on a budget basis, interfund services provided are included within charges for services or miscellaneous income for the department that provides the personnel or services. These interfund services provided are reclassified as Interfund services provided in GAAP basis reporting.

### **Explanation Of Budgetary Process**

The County follows these procedures in establishing the budgetary data using the following dates as targets:

- a. July: County Auditor develops and distributes budget guidelines and instructions to each elected official and department head.
- b. September 1: Budget requests due to County Auditor.
- c. September and October: The County Auditor and County Commission review budget requests and schedule work sessions with elected officials and department directors, as necessary.
- d. November 15: County Auditor delivers proposed Budget to County Commission.
- e. November 15 through December 15: County Commission holds public hearings on the Proposed Budget.
- f. January 10: Statutory deadline for adoption of the budget by the County Commission. However, in the year in which any commissioner's new term begins, the statutory deadline is January 31.

For fiscal year 2014, the County Commission adopted an annual budget for the General Fund, the Special Revenue Funds, the Debt Service Funds, the Capital Projects Funds, and the Internal Service Funds.

Budget amendments must be authorized by the County Commission or other appropriating authority as determined by state statute. Supplemental appropriations are made by the applicable authority throughout the year. Such supplemental appropriations were insignificant for the fiscal year ended December 31, 2014. The County Commission approves the annual budget by class of transaction at the department level for each fund. The County also maintains an encumbrance accounting system as one technique of accomplishing budgetary control. Unencumbered appropriations lapse at fiscal year end, while open encumbrances are reported at year end as assigned fund balance in the General Fund, and as restricted, committed, or assigned fund balance, as appropriate, in the other funds.

---

**BOONE COUNTY, MISSOURI**

---

**REQUIRED SUPPLEMENTARY INFORMATION -  
OTHER POST-EMPLOYMENT BENEFITS  
December 31, 2014**

**Schedule Of Funding Progress**

<b>Actuarial Valuation Date</b>	<b>Actuarial Value Of Assets (a)</b>	<b>Actuarial Accrued Liability (AAL) (b)</b>	<b>Unfunded AAL (UAAL)</b>	<b>Funded Ratio (a/b)</b>	<b>Covered Payroll (c)</b>	<b>UAAL As A Percentage Of Covered Payroll {(b-a)/c}</b>
12/31/2014	\$ —	\$ 760,000	\$ 760,000	0.0%	\$ 17,900,000	4.2%
12/31/2012	\$ —	\$ 477,600	\$ 477,600	0.0%	\$ 16,500,000	2.9%
12/31/2010	\$ —	\$ 461,000	\$ 461,000	0.0%	\$ 16,800,000	2.7%
12/31/2008	\$ —	\$ 422,000	\$ 422,000	0.0%	\$ 16,830,000	2.5%

**Note:** Pursuant to GASB Statement No. 45, actuarial valuations are required to be obtained for other post-employment benefits on a biannual basis. The County's next actuarial valuation will be obtained for the year ending December 31, 2016.



---

**Other Supplementary Information**

**Combining And Individual Fund  
Financial Statements And Schedules**

---

---

**BOONE COUNTY, MISSOURI**

---

**COMBINING BALANCE SHEET -  
NONMAJOR GOVERNMENTAL FUNDS  
December 31, 2014**

	Special Revenue	Debt Service	Capital Project	Total Nonmajor Governmental Funds
<b>ASSETS</b>				
Cash and cash equivalents	\$ 1,133,226	\$ 248,396	\$ 85,258	\$ 1,466,880
Investments	7,004,003	349,900	421,778	7,775,681
Accrued interest	8,903	400	708	10,011
Accounts receivable	224,574	—	—	224,574
Commissions receivable	200,786	—	—	200,786
Assessments receivable	—	1,287,974	—	1,287,974
Sales taxes receivable	748	—	—	748
Due from other funds	—	—	1,000,000	1,000,000
Due from other governments	313,397	—	—	313,397
Prepaid items	160	—	—	160
Restricted assets:				
Cash and cash equivalents	—	223,000	—	223,000
<b>Total assets</b>	<b>\$ 8,885,797</b>	<b>\$ 2,109,670</b>	<b>\$ 1,507,744</b>	<b>\$ 12,503,211</b>
<b>LIABILITIES, DEFERRED INFLOWS OF RESOURCES AND FUND BALANCES</b>				
<b>Liabilities:</b>				
Accounts payable	\$ 223,348	\$ —	\$ 115,573	\$ 338,921
Wages payable	35,959	—	—	35,959
Accrued liabilities	3,241	—	—	3,241
Due to other funds	13,827	—	—	13,827
Due to other governments	30	—	—	30
Due to others	4,283	—	—	4,283
Advance from other funds	162,880	1,863	700,599	865,342
Unearned revenue	20,594	—	—	20,594
Loans payable to other funds	3,045	—	—	3,045
<b>Total liabilities</b>	<b>467,207</b>	<b>1,863</b>	<b>816,172</b>	<b>1,285,242</b>
<b>Deferred inflows of resources:</b>				
Unavailable revenue-special assessments	—	1,225,538	—	1,225,538
<b>Total deferred inflows of resources</b>	<b>—</b>	<b>1,225,538</b>	<b>—</b>	<b>1,225,538</b>
<b>Fund balances:</b>				
Nonspendable	160	—	—	160
Restricted	7,798,752	882,269	208,646	8,889,667
Committed	316,086	—	482,926	799,012
Assigned	303,592	—	—	303,592
<b>Total fund balances</b>	<b>8,418,590</b>	<b>882,269</b>	<b>691,572</b>	<b>9,992,431</b>
<b>Total liabilities and fund balances</b>	<b>\$ 8,885,797</b>	<b>\$ 2,109,670</b>	<b>\$ 1,507,744</b>	<b>\$ 12,503,211</b>

**BOONE COUNTY, MISSOURI**

**COMBINING STATEMENT OF REVENUES, EXPENDITURES AND  
CHANGES IN FUND BALANCES -  
NONMAJOR GOVERNMENTAL FUNDS  
For The Year Ended December 31, 2014**

	Special Revenue	Debt Service	Capital Project	Total Nonmajor Governmental Funds
<b>REVENUES</b>				
Assessments	\$ —	\$ 303,673	\$ —	\$ 303,673
Sales taxes	6,816	—	—	6,816
Licenses and permits	103,468	—	—	103,468
Intergovernmental	603,013	10,314	—	613,327
Charges for services	1,809,477	—	—	1,809,477
Fines and forfeitures	26,681	—	—	26,681
Investment income	40,560	1,650	3,580	45,790
Miscellaneous:				
Hospital lease	516,127	—	—	516,127
Contributions	70,875	—	—	70,875
Other	130,831	—	—	130,831
 Total revenues	 <u>3,307,848</u>	 <u>315,637</u>	 <u>3,580</u>	 <u>3,627,065</u>
<b>EXPENDITURES</b>				
Current:				
General government operations	1,096,632	—	—	1,096,632
Public safety and judicial	514,943	—	—	514,943
Environment, protective inspection, and infrastructure	278,989	—	—	278,989
Community health and public services	63,129	—	—	63,129
Beautification and recreation	296,574	—	—	296,574
Interfund services used	183,608	—	—	183,608
Capital outlay	143,563	—	1,304,237	1,447,800
Debt service:				
Principal retirement	—	200,700	—	200,700
Interest and fiscal charges	—	77,085	—	77,085
 Total expenditures	 <u>2,577,438</u>	 <u>277,785</u>	 <u>1,304,237</u>	 <u>4,159,460</u>
 REVENUES OVER (UNDER) EXPENDITURES	 730,410	 37,852	 (1,300,657)	 (532,395)
<b>OTHER FINANCING SOURCES (USES)</b>				
Transfers in	80,000	100,000	1,000,000	1,180,000
Transfers out	(81,407)	—	—	(81,407)
Insurance proceeds	—	—	143,474	143,474
Sale of capital assets	2,975	—	—	2,975
 Total other financing sources (uses)	 1,568	 100,000	 1,143,474	 1,245,042
 NET CHANGE IN FUND BALANCES	 731,978	 137,852	 (157,183)	 712,647
 FUND BALANCES, beginning of year	 <u>7,686,612</u>	 <u>744,417</u>	 <u>848,755</u>	 <u>9,279,784</u>
 FUND BALANCES, end of year	 <u>\$ 8,418,590</u>	 <u>\$ 882,269</u>	 <u>\$ 691,572</u>	 <u>\$ 9,992,431</u>

# BOONE COUNTY, MISSOURI

---

## SPECIAL REVENUE FUNDS

Special Revenue Funds are used to account for the proceeds of specific or restricted revenue sources or to finance specified activities as required by law or administrative regulations.

Special Building Project Citizen Contribution Fund - This fund is established and governed by local policy. To account for citizen contributions towards County building projects.

Assessment Fund - This fund is established and governed by RSMo Sec. 137.750. It accounts for the operations of the County Assessor's office, which includes the cost of performing a reassessment of all taxable real property. Financing is provided by the state and a commission received from property tax collections.

E-911 Emergency Telephone Fund - This fund is established and governed by RSMo Sec. 190.305. It accounts for the collection and disbursement of the 2% tax on land line local tariffs used to operate the enhanced 911 emergency telephone system. Effective January 1, 2014, the tax rate was set at 0%. The financial activities of this fund will be transitioned to Fund 270, the 911/Emergency Management Fund (a major fund).

Domestic Violence Fund - This fund is established and governed by RSMo Secs. 451.151; 455.200-455.305; 488.445; 488.607. It accounts for statutory fees that are collected and expended to provide shelter for victims of domestic violence.

Local Emergency Planning Committee Fund - This fund is established and governed by local policy. It accounts for funds received by the Local Emergency Planning Committee from the State of Missouri.

Collector Tax Maintenance Fund - This fund is established and governed by RSMo Secs. 52.312-52.317. To account for the additional delinquent fees and commissions authorized by the statute. The additional fees supplement the General Fund operating budget for the Collector.

Fairground Maintenance Fund - This fund is established and governed by local policy. It accounts for the maintenance and repair of the Boone County Fairgrounds.

Community Health/Medical (Hospital Lease) Fund - This fund is established and governed by local policy. It accounts for dedicated revenues received pursuant to the Boone Hospital Lease and which are intended to fund community health and medical needs.

Stormwater Grants - This fund is established and governed by local policy. It accounts for expenditures and corresponding reimbursement revenues from federal monies received.

Boone County Fairground Regional Recreation District - This fund is established and governed by RSMo Secs. 67.792 – 67.799. It accounts for the collection and disbursement of a real sales tax of one-half of one cent on all retail sales within the Boone County Fairgrounds Regional Recreation District.

Election Services Fund - This fund is established and governed by RSMo Sec. 115.065. It accounts for charges levied to all entities participating in an election, not to exceed 5% of total election costs.

Federal HAVA Election Fund - This fund is established and governed by local policy. It accounts for revenues and expenses related to federal monies received in conjunction with the Help America Vote Act (HAVA).

Election Equipment Replacement Fund – This fund is established and governed by local policy. It accounts for moneys collected by the local election authority as an equipment rental fee while conducting local elections. This fund is intended to provide a means for accumulating resources for the eventual replacement of existing voting equipment.

## **BOONE COUNTY, MISSOURI**

---

### **SPECIAL REVENUE FUNDS *(Continued)***

Sheriff Forfeiture Fund - This fund is established and governed by local policy. It accounts for certain fines and forfeitures collected by the Sheriff's department.

Sheriff Training Fund - This fund is established and governed by RSMo Sec. 590.178. It accounts for the revenues and expenditures for peace officer training authorized by state statute.

Public Safety Citizen Contributions Fund - This fund is established and governed by local policy. It accounts for citizen contributions given to the County for various law enforcement activities.

Law Enforcement Department of Justice Grants Fund - This fund is established and governed by local policy. It accounts for U.S. Dept of Justice grant funds to be used for the local law enforcement program.

Sheriff Civil Charges Fund - This fund is established and governed by RSMo Sec. 57.280. It accounts for fees authorized and collected for the purpose of providing law enforcement services.

Sheriff Revolving Fund - This fund is established and governed by RSMo Sec. 50.535. It accounts for fees authorized and collected pertaining to "conceal and carry" gun permits.

Inmate Security Fund - This fund is established and governed by RSMo Sec.488.5026. To account for fees authorized and collected for the purpose of developing, implementing, and maintaining a biometric verification system to ensure that inmates can be properly identified and tracked within the jail system.

Sheriff K9 Operations Fund - This fund is established and governed by local policy. It accounts for revenues and expenses related to Sheriff's canine program.

Prosecuting Attorney Training Fund - This fund is established and governed by RSMo Sec. 56.765. It accounts for fees authorized and collected for the purpose of providing additional training for prosecuting attorneys and their staff.

Prosecuting Attorney Tax Collection Fund - This fund is established and governed by RSMo Sec. 136.150. It accounts for revenues and expenditures associated with the collection of certain delinquent taxes, licenses, and fees on behalf of the State of Missouri.

Prosecuting Attorney Contingency Fund - This fund is established and governed by RSMo Sec. 56.330. It accounts for fees authorized and collected for the purpose of providing prosecution services. All fees deposited into this fund were previously deposited into the General Fund.

Prosecuting Attorney Bad Check Collection Fund - This fund is established and governed by RSMo Sec. 570.120. It accounts for revenues derived from Prosecuting Attorney fees for the collection of Non-Sufficient Funds (NSF) checks.

Prosecuting Attorney Forfeiture Fund - This fund is established and governed by local policy. It accounts for federal drug money collected by the prosecuting attorney and used for expenditures related to the prosecution of drug-related cases.

PA Administrative Handling Cost Fund - This fund is established and governed by RSMo Sec. 559.100. It accounts for fee revenue authorized for the collection, disbursement, and general administration of crime victim restitution.

## **BOONE COUNTY, MISSOURI**

---

### **SPECIAL REVENUE FUNDS *(Continued)***

Record Preservation Fund - This fund is established and governed by RSMo Sec. 59.319. It accounts for fees authorized and collected for record storage, microfilming, and preservation.

Family Services and Justice Fund - This fund is established and governed by RSMo Sec. 488.2300. It accounts for revenues derived from a \$30 fee collected on each family court case. Expenditures are made at the discretion of the presiding judge or family court administrative judge.

Circuit Drug Court Fund - This fund is established and governed by local policy. It accounts for fees received from defendants who participate in the Drug Court program. The Boone County Drug Court program is a court-supervised, comprehensive treatment program for non-violent, felony offenders.

Administration of Justice Fund - This fund is established and governed by RSMo Sec. 488.5025. It accounts for fees collected for late payment of court costs and is used for the improvement of court administration.

Neighborhood Improvement District - To account for revenue and expenditures of construction repair of roads and sewers in Neighborhood Improvement Districts (NIDs).

Law Library Fund - To account for fees collected under RSMo Sec. 488.429 for the maintenance and upkeep of a law library.

**BOONE COUNTY, MISSOURI**

**COMBINING BALANCE SHEET  
NONMAJOR SPECIAL REVENUE FUNDS  
December 31, 2014**

	Special Bldg Project Citizen Contribution	Assessment	E-911 Emergency Telephone	Domestic Violence	Local Emergency Planning Committee	Collector Tax Maintenance	Fairground Maintenance	Community Health/Med (Hospital Lease)	Stormwater Grants	Boone County Fairground Regional Rec District	Election Services	Federal HAVA Election
<b>ASSETS</b>												
Cash and cash equivalents	\$ —	\$ 707,992	\$ —	\$ —	\$ —	\$ 7,158	\$ —	\$ —	\$ —	\$ —	\$ —	\$ —
Investments	—	1,340,014	401,169	32,700	29,815	194,758	22,820	3,025,420	—	11,360	366,763	—
Accrued interest	—	1,802	554	42	38	270	75	3,624	—	13	426	—
Accounts receivable	—	310	—	1,221	—	87,391	116,686	—	—	—	—	—
Commissions receivable	—	200,786	—	—	—	—	—	—	—	—	—	—
Sales taxes receivable	—	—	—	—	—	—	—	—	—	748	—	—
Due from other governments	—	—	—	—	7,999	—	—	—	246,017	—	6,300	22,431
Prepaid items	—	—	—	—	—	—	—	—	—	—	—	—
<b>Total assets</b>	<b>\$ —</b>	<b>\$ 2,250,904</b>	<b>\$ 401,723</b>	<b>\$ 33,963</b>	<b>\$ 37,852</b>	<b>\$ 289,577</b>	<b>\$ 139,581</b>	<b>\$ 3,029,044</b>	<b>\$ 246,017</b>	<b>\$ 12,121</b>	<b>\$ 373,489</b>	<b>\$ 22,431</b>
<b>LIABILITIES AND FUND BALANCES</b>												
<b>Liabilities:</b>												
Accounts payable	\$ —	\$ 23,281	\$ 10,366	\$ —	\$ —	\$ 10,255	\$ 5,564	\$ —	\$ 105,223	\$ —	\$ 28	\$ —
Wages payable	—	26,484	—	—	—	1,248	—	1,526	—	—	—	—
Accrued liabilities	—	2,481	—	—	—	120	—	99	13	—	—	—
Due to other funds	—	—	—	—	—	—	—	—	—	—	—	—
Due to other governments	—	—	—	—	—	—	—	—	—	—	—	—
Due to others	—	—	—	—	—	—	—	—	—	—	—	—
Advance from other funds	—	—	—	—	—	—	—	—	140,449	—	—	22,431
Unearned revenue	—	—	—	—	—	—	—	—	—	—	—	—
Loan payable to other funds	—	—	—	—	—	—	—	—	—	—	—	—
<b>Total liabilities</b>	<b>—</b>	<b>52,246</b>	<b>10,366</b>	<b>—</b>	<b>—</b>	<b>11,623</b>	<b>5,564</b>	<b>1,625</b>	<b>245,685</b>	<b>—</b>	<b>28</b>	<b>22,431</b>
<b>Fund balances:</b>												
Nonspendable	—	—	—	—	—	—	—	—	—	—	—	—
Restricted	—	2,198,658	391,357	33,963	37,852	277,954	—	3,027,419	332	12,121	373,461	—
Committed	—	—	—	—	—	—	134,017	—	—	—	—	—
Assigned	—	—	—	—	—	—	—	—	—	—	—	—
<b>Total fund balances</b>	<b>—</b>	<b>2,198,658</b>	<b>391,357</b>	<b>33,963</b>	<b>37,852</b>	<b>277,954</b>	<b>134,017</b>	<b>3,027,419</b>	<b>332</b>	<b>12,121</b>	<b>373,461</b>	<b>—</b>
<b>Total liabilities and fund balances</b>	<b>\$ —</b>	<b>\$ 2,250,904</b>	<b>\$ 401,723</b>	<b>\$ 33,963</b>	<b>\$ 37,852</b>	<b>\$ 289,577</b>	<b>\$ 139,581</b>	<b>\$ 3,029,044</b>	<b>\$ 246,017</b>	<b>\$ 12,121</b>	<b>\$ 373,489</b>	<b>\$ 22,431</b>

*Continued)*

**BOONE COUNTY, MISSOURI**

**COMBINING BALANCE SHEET  
NONMAJOR SPECIAL REVENUE FUNDS  
December 31, 2014**

	Election Equipment Replacement	Sheriff Forfeiture	Sheriff Training	Public Safety Citizen Contributions	Law Enforcement Department of Justice Grants	Sheriff Civil Charges	Sheriff Revolving	Inmate Security	Sheriff K9 Operations	Prosecuting Attorney Training	Prosecuting Attorney Tax Collection
<b>ASSETS</b>											
Cash and cash equivalents	\$ 174,083	\$ —	\$ —	\$ —	\$ 51,284	\$ —	\$ —	\$ —	\$ —	\$ —	\$ —
Investments	(428)	42,089	19,244	21,711	—	16,404	220,151	152,967	6,795	433	2,443
Accrued interest	63	55	21	23	—	45	253	190	8	1	16
Accounts receivable	—	—	1,002	—	—	—	995	2,368	—	253	5,087
Commissions receivable	—	—	—	—	—	—	—	—	—	—	—
Sales taxes receivable	—	—	—	—	—	—	—	—	—	—	—
Due from other governments	—	—	—	—	—	13,827	—	—	—	—	—
Prepaid items	—	—	—	—	—	—	—	—	—	—	—
<b>Total assets</b>	<b>\$ 173,718</b>	<b>\$ 42,144</b>	<b>\$ 20,267</b>	<b>\$ 21,734</b>	<b>\$ 51,284</b>	<b>\$ 30,276</b>	<b>\$ 221,399</b>	<b>\$ 155,525</b>	<b>\$ 6,803</b>	<b>\$ 687</b>	<b>\$ 7,546</b>
<b>LIABILITIES AND FUND BALANCES</b>											
<b>Liabilities:</b>											
Accounts payable	\$ —	\$ 32	\$ 5,000	\$ —	\$ 30,690	\$ 2,230	\$ 7,137	\$ —	\$ —	\$ —	\$ —
Wages payable	—	—	—	—	—	—	1,440	—	—	—	3,462
Accrued liabilities	—	—	—	—	—	—	157	—	—	—	324
Due to other funds	—	—	—	—	—	13,827	—	—	—	—	—
Due to other governments	—	—	—	—	—	—	—	—	—	30	—
Due to others	—	—	—	—	—	—	—	—	—	—	110
Advance from other funds	—	—	—	—	—	—	—	—	—	—	—
Unearned revenue	—	—	—	—	20,594	—	—	—	—	—	—
Loan payable to other funds	—	—	—	—	—	—	—	—	—	—	—
<b>Total liabilities</b>	<b>—</b>	<b>32</b>	<b>5,000</b>	<b>—</b>	<b>51,284</b>	<b>16,057</b>	<b>8,734</b>	<b>—</b>	<b>—</b>	<b>30</b>	<b>3,896</b>
<b>Fund balances:</b>											
Nonspendable	—	—	—	—	—	—	—	—	—	—	—
Restricted	—	42,112	15,267	21,734	—	14,219	212,665	155,525	6,803	657	3,650
Committed	173,718	—	—	—	—	—	—	—	—	—	—
Assigned	—	—	—	—	—	—	—	—	—	—	—
<b>Total fund balances</b>	<b>173,718</b>	<b>42,112</b>	<b>15,267</b>	<b>21,734</b>	<b>—</b>	<b>14,219</b>	<b>212,665</b>	<b>155,525</b>	<b>6,803</b>	<b>657</b>	<b>3,650</b>
<b>Total liabilities and fund balances</b>	<b>\$ 173,718</b>	<b>\$ 42,144</b>	<b>\$ 20,267</b>	<b>\$ 21,734</b>	<b>\$ 51,284</b>	<b>\$ 30,276</b>	<b>\$ 221,399</b>	<b>\$ 155,525</b>	<b>\$ 6,803</b>	<b>\$ 687</b>	<b>\$ 7,546</b>

*Continued)*



**BOONE COUNTY, MISSOURI**

**COMBINING BALANCE SHEET  
NONMAJOR SPECIAL REVENUE FUNDS  
December 31, 2014**

	Prosecuting Attorney Contingency	Prosecuting Attorney Bad Check Collection	Prosecuting Attorney Forfeiture	Prosecuting Attorney Admin Handling Cost	Record Preservation	Family Services and Justice	Circuit Drug Court	Administration of Justice	Neighborhood Improvement Districts	Law Library	Nonmajor Special Revenue Funds
<b>ASSETS</b>											
Cash and cash equivalents	\$ 12,756	\$ 29,455	\$ —	\$ —	\$ —	\$ —	\$ —	\$ —	\$ —	\$ 150,498	\$ 1,133,226
Investments	—	—	5,307	14,212	539,998	95,304	296,882	134,277	11,395	—	7,004,003
Accrued interest	—	—	7	14	679	109	400	169	6	—	8,903
Accounts receivable	—	220	—	—	—	4,655	3,450	936	—	—	224,574
Commissions receivable	—	—	—	—	—	—	—	—	—	—	200,786
Sales taxes receivable	—	—	—	—	—	—	—	—	—	—	748
Due from other governments	—	—	—	—	—	2,298	14,525	—	—	—	313,397
Prepaid items	—	—	—	—	160	—	—	—	—	—	160
<b>Total assets</b>	<b>\$ 12,756</b>	<b>\$ 29,675</b>	<b>\$ 5,314</b>	<b>\$ 14,226</b>	<b>\$ 540,837</b>	<b>\$ 102,366</b>	<b>\$ 315,257</b>	<b>\$ 135,382</b>	<b>\$ 11,401</b>	<b>\$ 150,498</b>	<b>\$ 8,885,797</b>
<b>LIABILITIES AND FUND BALANCES</b>											
<b>Liabilities:</b>											
Accounts payable	\$ 4,415	\$ 215	\$ —	\$ —	\$ 38	\$ 8,370	\$ 10,362	\$ 137	\$ 5	\$ —	\$ 223,348
Wages payable	—	589	—	—	—	—	1,210	—	—	—	35,959
Accrued liabilities	—	(46)	—	—	—	—	93	—	—	—	3,241
Due to other funds	—	—	—	—	—	—	—	—	—	—	13,827
Due to other governments	—	—	—	—	—	—	—	—	—	—	30
Due to others	—	2,301	—	1,872	—	—	—	—	—	—	4,283
Advance from other funds	—	—	—	—	—	—	—	—	—	—	162,880
Unearned revenue	—	—	—	—	—	—	—	—	—	—	20,594
Loan payable to other funds	—	—	—	—	—	—	—	—	3,045	—	3,045
<b>Total liabilities</b>	<b>4,415</b>	<b>3,059</b>	<b>—</b>	<b>1,872</b>	<b>38</b>	<b>8,370</b>	<b>11,665</b>	<b>137</b>	<b>3,050</b>	<b>—</b>	<b>467,207</b>
<b>Fund balances:</b>											
Nonspendable	—	—	—	—	160	—	—	—	—	—	160
Restricted	8,341	26,616	5,314	12,354	540,639	93,996	—	135,245	—	150,498	7,798,752
Committed	—	—	—	—	—	—	—	—	8,351	—	316,086
Assigned	—	—	—	—	—	—	303,592	—	—	—	303,592
<b>Total fund balances</b>	<b>8,341</b>	<b>26,616</b>	<b>5,314</b>	<b>12,354</b>	<b>540,799</b>	<b>93,996</b>	<b>303,592</b>	<b>135,245</b>	<b>8,351</b>	<b>150,498</b>	<b>8,418,590</b>
<b>Total liabilities and fund balances</b>	<b>\$ 12,756</b>	<b>\$ 29,675</b>	<b>\$ 5,314</b>	<b>\$ 14,226</b>	<b>\$ 540,837</b>	<b>\$ 102,366</b>	<b>\$ 315,257</b>	<b>\$ 135,382</b>	<b>\$ 11,401</b>	<b>\$ 150,498</b>	<b>\$ 8,885,797</b>

**BOONE COUNTY, MISSOURI**

**COMBINING STATEMENT OF REVENUES, EXPENDITURES AND CHANGES IN FUND BALANCES  
NONMAJOR SPECIAL REVENUE FUNDS  
For The Year Ended December 31, 2014**

	Special Bldg Project Citizen Contribution	Assessment	E-911 Emergency Telephone	Domestic Violence	Local Emergency Planning Committee	Collector Tax Maintenance	Fairground Maintenance	Community Health/Med (Hospital Lease)	Stormwater Grants	Boone County Fairground Regional Rec District	Election Services	Federal HAVA Election
<b>REVENUES</b>												
Assessments	\$ —	\$ —	\$ —	\$ —	\$ —	\$ —	\$ —	\$ —	\$ —	\$ —	\$ —	\$ —
Sales taxes	—	—	1,259	—	—	—	—	—	—	5,557	—	—
Licenses and permits	—	—	—	—	—	—	—	—	—	—	—	—
Intergovernmental	—	197,535	—	—	7,999	—	—	—	278,644	—	29,072	22,431
Charges for services	—	1,033,828	—	26,573	—	196,282	—	—	202	—	71,236	—
Fines and forfeitures	—	—	—	—	—	—	—	—	—	—	—	—
Investment income	(3)	8,986	2,595	219	176	1,384	574	14,874	—	43	1,651	—
Miscellaneous:												
Hospital lease revenue	—	—	—	—	—	—	—	516,127	—	—	—	—
Contributions	—	—	—	—	—	—	—	—	—	—	—	—
Other	—	6,993	4,657	—	—	—	117,843	—	—	—	—	—
<b>Total revenues</b>	<b>(3)</b>	<b>1,247,342</b>	<b>8,511</b>	<b>26,792</b>	<b>8,175</b>	<b>197,666</b>	<b>118,417</b>	<b>531,001</b>	<b>278,846</b>	<b>5,600</b>	<b>101,959</b>	<b>22,431</b>
<b>EXPENDITURES</b>												
Current:												
General government operations	—	952,787	—	—	—	32,682	—	—	—	—	967	22,431
Public safety and judicial	—	—	124,298	—	—	—	—	—	—	—	—	—
Environment, protective inspection, and infrastructure	—	—	—	—	—	—	—	—	278,952	—	—	—
Community health and public services	—	—	—	29,221	3,059	—	—	30,849	—	—	—	—
Beautification and recreation	—	—	—	—	—	—	296,574	—	—	—	—	—
Interfund services used	—	54,913	—	—	—	128,695	—	—	—	—	—	—
Capital outlay	—	109,408	—	—	—	7,915	—	—	—	—	—	—
<b>Total expenditures</b>	<b>—</b>	<b>1,117,108</b>	<b>124,298</b>	<b>29,221</b>	<b>3,059</b>	<b>169,292</b>	<b>296,574</b>	<b>30,849</b>	<b>278,952</b>	<b>—</b>	<b>967</b>	<b>22,431</b>
<b>REVENUES OVER (UNDER) EXPENDITURES</b>	<b>(3)</b>	<b>130,234</b>	<b>(115,787)</b>	<b>(2,429)</b>	<b>5,116</b>	<b>28,374</b>	<b>(178,157)</b>	<b>500,152</b>	<b>(106)</b>	<b>5,600</b>	<b>100,992</b>	<b>—</b>
<b>OTHER FINANCING SOURCES (USES)</b>												
Transfers in	—	—	—	—	—	—	80,000	—	—	—	—	—
Transfers out	(2,896)	—	—	—	—	(38,511)	—	—	—	—	—	—
Sale of capital assets	—	500	—	—	—	—	—	—	—	—	—	—
<b>Total other financing sources (uses)</b>	<b>(2,896)</b>	<b>500</b>	<b>—</b>	<b>—</b>	<b>—</b>	<b>(38,511)</b>	<b>80,000</b>	<b>—</b>	<b>—</b>	<b>—</b>	<b>—</b>	<b>—</b>
<b>NET CHANGE IN FUND BALANCES</b>	<b>(2,899)</b>	<b>130,734</b>	<b>(115,787)</b>	<b>(2,429)</b>	<b>5,116</b>	<b>(10,137)</b>	<b>(98,157)</b>	<b>500,152</b>	<b>(106)</b>	<b>5,600</b>	<b>100,992</b>	<b>—</b>
<b>FUND BALANCES, beginning of year</b>	<b>2,899</b>	<b>2,067,924</b>	<b>507,144</b>	<b>36,392</b>	<b>32,736</b>	<b>288,091</b>	<b>232,174</b>	<b>2,527,267</b>	<b>438</b>	<b>6,521</b>	<b>272,469</b>	<b>—</b>
<b>FUND BALANCES, end of year</b>	<b>\$ —</b>	<b>\$ 2,198,658</b>	<b>\$ 391,357</b>	<b>\$ 33,963</b>	<b>\$ 37,852</b>	<b>\$ 277,954</b>	<b>\$ 134,017</b>	<b>\$ 3,027,419</b>	<b>\$ 332</b>	<b>\$ 12,121</b>	<b>\$ 373,461</b>	<b>\$ —</b>

*(Continued)*

**BOONE COUNTY, MISSOURI**

**COMBINING STATEMENT OF REVENUES, EXPENDITURES, AND CHANGES IN FUND BALANCES  
NONMAJOR SPECIAL REVENUE FUNDS  
For The Year Ended December 31, 2014**

	Election Equipment Replacement	Sheriff Forfeiture	Sheriff Training	Public Safety Citizen Contributions	Law Enforcement Department of Justice Grants	Sheriff Civil Charges	Sheriff Revolving	Inmate Security	Sheriff K9 Operations	Prosecuting Attorney Training	Prosecuting Attorney Tax Collection
<b>REVENUES</b>											
Assessments	\$ —	\$ —	\$ —	\$ —	\$ —	\$ —	\$ —	\$ —	\$ —	\$ —	\$ —
Sales taxes	—	—	—	—	—	—	—	—	—	—	—
Licenses and permits	—	—	—	—	—	—	103,468	—	—	—	—
Intergovernmental	—	—	6,422	—	39,649	—	—	—	—	—	—
Charges for services	21,250	—	13,663	15,000	—	50,000	14,278	25,898	3,600	3,139	43,865
Fines and forfeitures	—	204	—	—	—	—	—	—	—	—	—
Investment income	870	265	79	67	—	223	983	764	27	10	152
Miscellaneous:											
Hospital lease revenue	—	—	—	—	—	—	—	—	—	—	—
Contributions	—	—	—	500	—	—	—	—	375	—	—
Other	—	—	41	—	780	—	—	—	—	—	—
<b>Total revenues</b>	<b>22,120</b>	<b>469</b>	<b>20,205</b>	<b>15,567</b>	<b>40,429</b>	<b>50,223</b>	<b>118,729</b>	<b>26,662</b>	<b>4,002</b>	<b>3,149</b>	<b>44,017</b>
<b>EXPENDITURES</b>											
Current:											
General government operations	—	—	—	—	—	—	—	—	—	—	—
Public safety and judicial	—	4,401	18,343	2,089	37,481	6,529	47,723	—	300	4,297	84,796
Environment, protective inspection, and infrastructure	—	—	—	—	—	—	—	—	—	—	—
Community health and public services	—	—	—	—	—	—	—	—	—	—	—
Beautification and recreation	—	—	—	—	—	—	—	—	—	—	—
Interfund services used	—	—	—	—	—	—	—	—	—	—	—
Capital outlay	—	6,357	—	—	2,948	4,290	10,950	—	—	—	—
<b>Total expenditures</b>	<b>—</b>	<b>10,758</b>	<b>18,343</b>	<b>2,089</b>	<b>40,429</b>	<b>10,819</b>	<b>58,673</b>	<b>—</b>	<b>300</b>	<b>4,297</b>	<b>84,796</b>
<b>REVENUES OVER (UNDER) EXPENDITURES</b>	<b>22,120</b>	<b>(10,289)</b>	<b>1,862</b>	<b>13,478</b>	<b>—</b>	<b>39,404</b>	<b>60,056</b>	<b>26,662</b>	<b>3,702</b>	<b>(1,148)</b>	<b>(40,779)</b>
<b>OTHER FINANCING SOURCES (USES)</b>											
Transfers in	—	—	—	—	—	—	—	—	—	—	—
Transfers out	—	—	—	—	—	(40,000)	—	—	—	—	—
Sale of capital assets	—	—	—	—	—	2,475	—	—	—	—	—
<b>Total other financing sources (uses)</b>	<b>—</b>	<b>—</b>	<b>—</b>	<b>—</b>	<b>—</b>	<b>(37,525)</b>	<b>—</b>	<b>—</b>	<b>—</b>	<b>—</b>	<b>—</b>
<b>NET CHANGE IN FUND BALANCES</b>	<b>22,120</b>	<b>(10,289)</b>	<b>1,862</b>	<b>13,478</b>	<b>—</b>	<b>1,879</b>	<b>60,056</b>	<b>26,662</b>	<b>3,702</b>	<b>(1,148)</b>	<b>(40,779)</b>
<b>FUND BALANCES, beginning of year</b>	<b>151,598</b>	<b>52,401</b>	<b>13,405</b>	<b>8,256</b>	<b>—</b>	<b>12,340</b>	<b>152,609</b>	<b>128,863</b>	<b>3,101</b>	<b>1,805</b>	<b>44,429</b>
<b>FUND BALANCES, end of year</b>	<b>\$ 173,718</b>	<b>\$ 42,112</b>	<b>\$ 15,267</b>	<b>\$ 21,734</b>	<b>\$ —</b>	<b>\$ 14,219</b>	<b>\$ 212,665</b>	<b>\$ 155,525</b>	<b>\$ 6,803</b>	<b>\$ 657</b>	<b>\$ 3,650</b>

*(Continued)*

**BOONE COUNTY, MISSOURI**

**COMBINING STATEMENT OF REVENUES, EXPENDITURES, AND CHANGES IN FUND BALANCES  
NONMAJOR SPECIAL REVENUE FUNDS  
For The Year Ended December 31, 2014**

	Prosecuting Attorney Contingency	Prosecuting Attorney Bad Check Collection	Prosecuting Attorney Forfeiture	Prosecuting Attorney Admin Handling Cost	Record Preservation	Family Services and Justice	Circuit Drug Court	Administration of Justice	Neighborhood Improvement Districts	Law Library	Total Nonmajor Special Revenue Funds
<b>REVENUES</b>											
Assessments	\$ —	\$ —	\$ —	\$ —	\$ —	\$ —	\$ —	\$ —	\$ —	\$ —	\$ —
Sales taxes	—	—	—	—	—	—	—	—	—	—	6,816
Licenses and permits	—	—	—	—	—	—	—	—	—	—	103,468
Intergovernmental	—	—	—	—	—	6,736	14,525	—	—	—	603,013
Charges for services	7,578	24,468	—	9,503	87,186	78,205	62,919	12,380	8,424	—	1,809,477
Fines and forfeitures	—	—	—	—	—	—	—	—	—	26,477	26,681
Investment income	—	—	29	43	2,959	360	1,723	705	13	789	40,560
Miscellaneous:											
Hospital lease revenue	—	—	—	—	—	—	—	—	—	—	516,127
Contributions	—	—	—	—	—	—	70,000	—	—	—	70,875
Other	—	32	—	5	—	480	—	—	—	—	130,831
<b>Total revenues</b>	<b>7,578</b>	<b>24,500</b>	<b>29</b>	<b>9,551</b>	<b>90,145</b>	<b>85,781</b>	<b>149,167</b>	<b>13,085</b>	<b>8,437</b>	<b>27,266</b>	<b>3,307,848</b>
<b>EXPENDITURES</b>											
Current:											
General government operations	—	—	—	—	87,765	—	—	—	—	—	1,096,632
Public safety and judicial	11,659	12,496	—	—	—	31,663	118,124	1,708	—	9,036	514,943
Environment, protective inspection, and infrastructure	—	—	—	—	—	—	—	—	37	—	278,989
Community health and public services	—	—	—	—	—	—	—	—	—	—	63,129
Beautification and recreation	—	—	—	—	—	—	—	—	—	—	296,574
Interfund services used	—	—	—	—	—	—	—	—	—	—	183,608
Capital outlay	—	—	—	—	1,695	—	—	—	—	—	143,563
<b>Total expenditures</b>	<b>11,659</b>	<b>12,496</b>	<b>—</b>	<b>—</b>	<b>89,460</b>	<b>31,663</b>	<b>118,124</b>	<b>1,708</b>	<b>37</b>	<b>9,036</b>	<b>2,577,438</b>
<b>REVENUES OVER (UNDER)</b>											
<b>EXPENDITURES</b>	<b>(4,081)</b>	<b>12,004</b>	<b>29</b>	<b>9,551</b>	<b>685</b>	<b>54,118</b>	<b>31,043</b>	<b>11,377</b>	<b>8,400</b>	<b>18,230</b>	<b>730,410</b>
<b>OTHER FINANCING SOURCES (USES)</b>											
Transfers in	—	—	—	—	—	—	—	—	—	—	80,000
Transfers out	—	—	—	—	—	—	—	—	—	—	(81,407)
Sale of capital assets	—	—	—	—	—	—	—	—	—	—	2,975
<b>Total other financing sources (uses)</b>	<b>—</b>	<b>—</b>	<b>—</b>	<b>—</b>	<b>—</b>	<b>—</b>	<b>—</b>	<b>—</b>	<b>—</b>	<b>—</b>	<b>1,568</b>
<b>NET CHANGE IN FUND BALANCES</b>	<b>(4,081)</b>	<b>12,004</b>	<b>29</b>	<b>9,551</b>	<b>685</b>	<b>54,118</b>	<b>31,043</b>	<b>11,377</b>	<b>8,400</b>	<b>18,230</b>	<b>731,978</b>
<b>FUND BALANCES, beginning of year</b>	<b>12,422</b>	<b>14,612</b>	<b>5,285</b>	<b>2,803</b>	<b>540,114</b>	<b>39,878</b>	<b>272,549</b>	<b>123,868</b>	<b>(49)</b>	<b>132,268</b>	<b>7,686,612</b>
<b>FUND BALANCES, end of year</b>	<b>\$ 8,341</b>	<b>\$ 26,616</b>	<b>\$ 5,314</b>	<b>\$ 12,354</b>	<b>\$ 540,799</b>	<b>\$ 93,996</b>	<b>\$ 303,592</b>	<b>\$ 135,245</b>	<b>\$ 8,351</b>	<b>\$ 150,498</b>	<b>\$ 8,418,590</b>

---

**BOONE COUNTY, MISSOURI**

---

**SCHEDULE OF REVENUES, EXPENDITURES AND CHANGES IN FUND  
BALANCES - BUDGET AND ACTUAL - BUDGET BASIS -  
SPECIAL BUILDING PROJECT CITIZEN CONTRIBUTION FUND  
For The Year Ended December 31, 2014**

	Final Revised Budget	Actual	Variance with Final Budget Positive (Negative)
	<u>          </u>	<u>          </u>	<u>          </u>
REVENUES			
Investment income	\$ 12	\$ (3)	\$ (15)
Miscellaneous:			
Other	<u>—</u>	<u>—</u>	<u>—</u>
Total revenues	<u>12</u>	<u>(3)</u>	<u>(15)</u>
EXPENDITURES			
Supplies, services, and other charges	—	—	—
Capital outlay	<u>—</u>	<u>—</u>	<u>—</u>
Total expenditures	<u>—</u>	<u>—</u>	<u>—</u>
REVENUES OVER (UNDER) EXPENDITURES	12	(3)	(15)
OTHER FINANCING SOURCES (USES)			
Transfers out	<u>(2,897)</u>	<u>(2,896)</u>	<u>1</u>
Total other financing sources (uses)	(2,897)	(2,896)	1
NET CHANGE IN FUND BALANCE	\$ <u><u>(2,885)</u></u>	\$ <u><u>(2,899)</u></u>	\$ <u><u>(14)</u></u>
FUND BALANCE (GAAP), beginning of year		<u>2,899</u>	
FUND BALANCE (GAAP), end of year		\$ <u><u>—</u></u>	

---

**BOONE COUNTY, MISSOURI**

---

**SCHEDULE OF REVENUES, EXPENDITURES AND CHANGES  
IN FUND BALANCES - BUDGET AND ACTUAL - BUDGET BASIS -  
ASSESSMENT FUND**

**For The Year Ended December 31, 2014**

	Final Revised Budget	Actual	Variance with Final Budget Positive (Negative)
	<u>                    </u>	<u>                    </u>	<u>                    </u>
REVENUES			
Intergovernmental	\$ 196,422	\$ 197,535	\$ 1,113
Charges for services	950,000	1,033,828	83,828
Investment income	6,100	8,986	2,886
Miscellaneous:			
Other	5,000	6,993	1,993
	<u>                    </u>	<u>                    </u>	<u>                    </u>
Total revenues	1,157,522	1,247,342	89,820
	<u>                    </u>	<u>                    </u>	<u>                    </u>
EXPENDITURES			
Personal services	994,842	769,904	224,938
Supplies, services, and other charges	432,657	237,796	194,861
Capital outlay	158,425	113,264	45,161
	<u>                    </u>	<u>                    </u>	<u>                    </u>
Total expenditures	1,585,924	1,120,964	464,960
	<u>                    </u>	<u>                    </u>	<u>                    </u>
REVENUES OVER (UNDER) EXPENDITURES	\$ <u>(428,402)</u>	126,378	\$ <u>554,780</u>
FUND BALANCE (GAAP), beginning of year		2,067,924	
Less encumbrances, beginning of year		(76,607)	
Add encumbrances, end of year		<u>80,963</u>	
FUND BALANCE (GAAP), end of year		\$ <u>2,198,658</u>	

---

**BOONE COUNTY, MISSOURI**

---

**SCHEDULE OF REVENUES, EXPENSES AND CHANGES  
IN FUND BALANCES - BUDGET AND ACTUAL - BUDGET BASIS -  
E-911 EMERGENCY TELEPHONE FUND  
For The Year Ended December 31, 2014**

	Final Revised Budget	Actual	Variance with Final Budget Positive (Negative)
	<u>          </u>	<u>          </u>	<u>          </u>
REVENUES			
Sales taxes	\$ —	\$ 1,259	\$ 1,259
Investment income	—	2,595	2,595
Miscellaneous:			
Other	<u>—</u>	<u>4,657</u>	<u>4,657</u>
Total revenues	<u>—</u>	<u>8,511</u>	<u>8,511</u>
EXPENDITURES			
Supplies, services, and other charges	125,000	124,298	702
Capital outlay	<u>170,365</u>	<u>170,365</u>	<u>—</u>
Total expenditures	<u>295,365</u>	<u>294,663</u>	<u>702</u>
REVENUES OVER (UNDER) EXPENDITURES	\$ <u>(295,365)</u>	(286,152)	\$ <u>9,213</u>
FUND BALANCE (GAAP), beginning of year		507,144	
Add encumbrances, end of year		<u>170,365</u>	
FUND BALANCE (GAAP), end of year		\$ <u>391,357</u>	

---

**BOONE COUNTY, MISSOURI**

---

**SCHEDULE OF REVENUES, EXPENSES AND CHANGES  
IN FUND BALANCES - BUDGET AND ACTUAL - BUDGET BASIS -  
DOMESTIC VIOLENCE FUND  
For The Year Ended December 31, 2014**

	Final Revised Budget	Actual	Variance with Final Budget Positive (Negative)
	<u>          </u>	<u>          </u>	<u>          </u>
REVENUES			
Charges for services	\$ 30,500	\$ 26,573	\$ (3,927)
Investment income	70	219	149
	<u>30,570</u>	<u>26,792</u>	<u>(3,778)</u>
Total revenues			
EXPENDITURES			
Supplies, services, and other charges	<u>29,222</u>	<u>29,221</u>	<u>1</u>
	<u>29,222</u>	<u>29,221</u>	<u>1</u>
Total expenditures			
REVENUES OVER (UNDER) EXPENDITURES	\$ <u>1,348</u>	(2,429)	\$ <u>(3,777)</u>
FUND BALANCE (GAAP), beginning of year		<u>36,392</u>	
FUND BALANCE (GAAP), end of year		\$ <u>33,963</u>	



---

**BOONE COUNTY, MISSOURI**

---

**SCHEDULE OF REVENUES, EXPENSES AND CHANGES  
IN FUND BALANCES - BUDGET AND ACTUAL - BUDGET BASIS -  
LOCAL EMERGENCY PLANNING COMMITTEE FUND  
For The Year Ended December 31, 2014**

	Final Revised Budget	Actual	Variance with Final Budget Positive (Negative)
	<u>                    </u>	<u>                    </u>	<u>                    </u>
REVENUES			
Intergovernmental	\$ 7,200	\$ 7,999	\$ 799
Investment income	185	176	(9)
	<u>7,385</u>	<u>8,175</u>	<u>790</u>
Total revenues			
EXPENDITURES			
Supplies, services, and other charges	<u>19,850</u>	<u>3,059</u>	<u>16,791</u>
Total expenditures	<u>19,850</u>	<u>3,059</u>	<u>16,791</u>
REVENUES OVER (UNDER) EXPENDITURES	\$ <u><u>(12,465)</u></u>	5,116	\$ <u><u>17,581</u></u>
FUND BALANCE (GAAP), beginning of year		<u>32,736</u>	
FUND BALANCE (GAAP), end of year		\$ <u><u>37,852</u></u>	

---

**BOONE COUNTY, MISSOURI**

---

**SCHEDULE OF REVENUES, EXPENSES AND CHANGES  
IN FUND BALANCES - BUDGET AND ACTUAL - BUDGET BASIS -  
COLLECTOR TAX MAINTENANCE FUND  
For The Year Ended December 31, 2014**

	Final Revised Budget	Actual	Variance with Final Budget Positive (Negative)
	<u>          </u>	<u>          </u>	<u>          </u>
REVENUES			
Charges for services	\$ 194,802	\$ 196,282	\$ 1,480
Investment income	255	1,384	1,129
	<u>195,057</u>	<u>197,666</u>	<u>2,609</u>
Total revenues			
EXPENDITURES			
Personal services	29,065	23,431	5,634
Supplies, services, and other charges	161,806	137,946	23,860
Capital outlay	7,916	7,915	1
	<u>198,787</u>	<u>169,292</u>	<u>29,495</u>
Total expenditures			
REVENUES OVER (UNDER) EXPENDITURES	(3,730)	28,374	32,104
OTHER FINANCING SOURCES (USES)			
Transfers out	(38,511)	(38,511)	—
	<u>(38,511)</u>	<u>(38,511)</u>	<u>—</u>
Total other financing sources (uses)			
NET CHANGE IN FUND BALANCE	\$ <u>(42,241)</u>	(10,137) \$	<u>32,104</u>
FUND BALANCE (GAAP), beginning of year		<u>288,091</u>	
FUND BALANCE (GAAP), end of year		\$ <u>277,954</u>	

---

**BOONE COUNTY, MISSOURI**

---

**SCHEDULE OF REVENUES, EXPENSES AND CHANGES  
IN FUND BALANCES - BUDGET AND ACTUAL - BUDGET BASIS -  
FAIRGROUND MAINTENANCE FUND  
For The Year Ended December 31, 2014**

	Final Revised Budget	Actual	Variance with Final Budget Positive (Negative)
	<u>          </u>	<u>          </u>	<u>          </u>
REVENUES			
Investment income	\$ 500	574	\$ 74
Miscellaneous:			
Other	<u>—</u>	<u>117,843</u>	<u>117,843</u>
Total revenues	<u>500</u>	<u>118,417</u>	<u>117,917</u>
EXPENDITURES			
Supplies, services, and other charges	312,400	302,457	9,943
Capital outlay	<u>—</u>	<u>—</u>	<u>—</u>
Total expenditures	<u>312,400</u>	<u>302,457</u>	<u>9,943</u>
REVENUES OVER (UNDER) EXPENDITURES	(311,900)	(184,040)	127,860
OTHER FINANCING SOURCES (USES)			
Transfers in	<u>80,000</u>	<u>80,000</u>	<u>—</u>
Total other financing sources (uses)	<u>80,000</u>	<u>80,000</u>	<u>—</u>
NET CHANGE IN FUND BALANCE	\$ <u>(231,900)</u>	<u>(104,040)</u>	\$ <u>127,860</u>
FUND BALANCE (GAAP), beginning of year		232,174	
Less encumbrances, beginning of year		—	
Add encumbrances, end of year		<u>5,883</u>	
FUND BALANCE (GAAP), end of year		\$ <u>134,017</u>	

---

**BOONE COUNTY, MISSOURI**

---

**SCHEDULE OF REVENUES, EXPENSES AND CHANGES  
IN FUND BALANCES - BUDGET AND ACTUAL - BUDGET BASIS -  
COMMUNITY HEALTH/MEDICAL (HOSPITAL LEASE)  
For The Year Ended December 31, 2014**

	Final Revised Budget	Actual	Variance with Final Budget Positive (Negative)
	<u>                    </u>	<u>                    </u>	<u>                    </u>
REVENUES			
Investment income	\$ 5,750	\$ 14,874	\$ 9,124
Miscellaneous:			
Other	<u>517,700</u>	<u>516,127</u>	<u>(1,573)</u>
Total revenues	<u>523,450</u>	<u>531,001</u>	<u>7,551</u>
EXPENDITURES			
Personal services	<u>37,011</u>	<u>30,849</u>	<u>6,162</u>
Total expenditures	<u>37,011</u>	<u>30,849</u>	<u>6,162</u>
REVENUES OVER (UNDER) EXPENDITURES	\$ <u><u>486,439</u></u>	500,152	\$ <u><u>13,713</u></u>
FUND BALANCE (GAAP), beginning of year		<u>2,527,267</u>	
FUND BALANCE (GAAP), end of year		\$ <u><u>3,027,419</u></u>	

---

**BOONE COUNTY, MISSOURI**

---

**SCHEDULE OF REVENUES, EXPENSES AND CHANGES  
IN FUND BALANCES - BUDGET AND ACTUAL - BUDGET BASIS -  
BOONE COUNTY STORMWATER GRANTS  
For The Year Ended December 31, 2014**

	Final Revised Budget	Actual	Variance with Final Budget Positive (Negative)
	<u>                    </u>	<u>                    </u>	<u>                    </u>
REVENUES			
Intergovernmental	\$ 378,431	\$ 278,644	\$ (99,787)
Charges for services	<u>          —</u>	<u>          202</u>	<u>          202</u>
Total revenues	<u>          378,431</u>	<u>          278,846</u>	<u>          (99,585)</u>
EXPENDITURES			
Personal services	42,984	36,251	6,733
Supplies, services, and other charges	<u>          207,730</u>	<u>          190,696</u>	<u>          17,034</u>
Total expenditures	<u>          250,714</u>	<u>          226,947</u>	<u>          23,767</u>
REVENUES OVER (UNDER) EXPENDITURES	\$ <u>          127,717</u>	51,899	\$ <u>          (75,818)</u>
FUND BALANCE (GAAP), beginning of year		438	
Less encumbrances, beginning of year		(260,258)	
Add encumbrances, end of year		<u>          208,253</u>	
FUND BALANCE (GAAP), end of year		\$ <u>          332</u>	

---

**BOONE COUNTY, MISSOURI**

---

**SCHEDULE OF REVENUES, EXPENSES AND CHANGES  
IN FUND BALANCES - BUDGET AND ACTUAL - BUDGET BASIS -  
BOONE COUNTY FAIRGROUND REGIONAL RECREATION DISTRICT FUND  
For The Year Ended December 31, 2014**

	Final Revised Budget	Actual	Variance with Final Budget Positive (Negative)
REVENUES			
Sales Taxes	\$ 1,900	\$ 5,557	\$ 3,657
Investment income	<u>2</u>	<u>43</u>	<u>41</u>
Total revenues	<u>1,902</u>	<u>5,600</u>	<u>3,698</u>
EXPENDITURES	<u>—</u>	<u>—</u>	<u>—</u>
Total expenditures	<u>—</u>	<u>—</u>	<u>—</u>
REVENUES OVER (UNDER) EXPENDITURES	\$ <u>1,902</u>	5,600	\$ <u>3,698</u>
FUND BALANCE (GAAP), beginning of year		<u>6,521</u>	
FUND BALANCE (GAAP), end of year		\$ <u>12,121</u>	

---

**BOONE COUNTY, MISSOURI**

---

**SCHEDULE OF REVENUES, EXPENSES AND CHANGES  
IN FUND BALANCES - BUDGET AND ACTUAL - BUDGET BASIS -  
ELECTION SERVICES FUND  
For The Year Ended December 31, 2014**

	Final Revised Budget	Actual	Variance with Final Budget Positive (Negative)
	<u>                    </u>	<u>                    </u>	<u>                    </u>
REVENUES			
Intergovernmental	\$ 15,000	\$ 29,072	\$ 14,072
Charges for services	45,000	71,236	26,236
Investment income	350	1,651	1,301
	<u>60,350</u>	<u>101,959</u>	<u>41,609</u>
Total revenues			
EXPENDITURES			
Supplies, services, and other charges	50,800	967	49,833
Capital outlay	128,000	6,300	121,700
	<u>178,800</u>	<u>7,267</u>	<u>171,533</u>
Total expenditures			
REVENUES OVER (UNDER) EXPENDITURES	\$ <u>(118,450)</u>	94,692	\$ <u>213,142</u>
FUND BALANCE (GAAP), beginning of year		<u>272,469</u>	
Add encumbrances, end of year		<u>6,300</u>	
FUND BALANCE (GAAP), end of year		\$ <u><u>373,461</u></u>	

**BOONE COUNTY, MISSOURI**

---

**SCHEDULE OF REVENUES, EXPENSES AND CHANGES  
IN FUND BALANCES - BUDGET AND ACTUAL - BUDGET BASIS -  
FEDERAL HAVA ELECTION FUND  
For The Year Ended December 31, 2014**

	Final Revised Budget	Actual	Variance with Final Budget Positive (Negative)
	<u>                    </u>	<u>                    </u>	<u>                    </u>
REVENUES			
Intergovernmental	\$ 22,500	\$ 22,431	\$ (69)
Total revenues	<u>22,500</u>	<u>22,431</u>	<u>(69)</u>
EXPENDITURES			
Supplies, services, and other charges	<u>22,500</u>	<u>22,431</u>	<u>69</u>
Total expenditures	<u>22,500</u>	<u>22,431</u>	<u>69</u>
REVENUES OVER (UNDER) EXPENDITURES	\$ <u>          —</u>	—	\$ <u>          —</u>
FUND BALANCE (GAAP), beginning of year		<u>          —</u>	
FUND BALANCE (GAAP), end of year		\$ <u>          —</u>	



---

**BOONE COUNTY, MISSOURI**

---

**SCHEDULE OF REVENUES, EXPENSES AND CHANGES  
IN FUND BALANCES - BUDGET AND ACTUAL - BUDGET BASIS -  
ELECTION EQUIPMENT REPLACEMENT FUND  
For The Year Ended December 31, 2014**

	Final Revised Budget	Actual	Variance with Final Budget Positive (Negative)
REVENUES			
Charges for services	\$ 23,000	\$ 21,250	\$ (1,750)
Investment income	740	870	130
	<u>23,740</u>	<u>22,120</u>	<u>(1,620)</u>
Total revenues			
	<u>23,740</u>	<u>22,120</u>	<u>(1,620)</u>
EXPENDITURES	<u>—</u>	<u>—</u>	<u>—</u>
Total expenditures	<u>—</u>	<u>—</u>	<u>—</u>
REVENUES OVER (UNDER) EXPENDITURES	\$ <u>23,740</u>	22,120	\$ <u>(1,620)</u>
FUND BALANCE (GAAP), beginning of year		<u>151,598</u>	
FUND BALANCE (GAAP), end of year		\$ <u>173,718</u>	

---

**BOONE COUNTY, MISSOURI**

---

**SCHEDULE OF REVENUES, EXPENSES AND CHANGES  
IN FUND BALANCES - BUDGET AND ACTUAL - BUDGET BASIS -  
SHERIFF FORFEITURE FUND  
For The Year Ended December 31, 2014**

	Final Revised Budget	Actual	Variance with Final Budget Positive (Negative)
	<u>          </u>	<u>          </u>	<u>          </u>
REVENUES			
Fines and forfeitures	\$ —	\$ 204	\$ 204
Investment income	379	265	(114)
	<u>          </u>	<u>          </u>	<u>          </u>
Total revenues	379	469	90
	<u>          </u>	<u>          </u>	<u>          </u>
EXPENDITURES			
Supplies, services, and other charges	4,768	4,467	301
Capital outlay	11,882	6,357	5,525
	<u>          </u>	<u>          </u>	<u>          </u>
Total expenditures	16,650	10,824	5,826
	<u>          </u>	<u>          </u>	<u>          </u>
REVENUES OVER (UNDER) EXPENDITURES	\$ <u>(16,271)</u>	(10,355)	\$ <u>5,916</u>
FUND BALANCE (GAAP), beginning of year		<u>52,401</u>	
Less encumbrances, beginning of year		—	
Add encumbrances, end of year		<u>66</u>	
FUND BALANCE (GAAP), end of year		\$ <u>42,112</u>	

**BOONE COUNTY, MISSOURI**

---

**SCHEDULE OF REVENUES, EXPENSES AND CHANGES  
IN FUND BALANCES - BUDGET AND ACTUAL - BUDGET BASIS -  
SHERIFF TRAINING FUND**

**For The Year Ended December 31, 2014**

	Final Revised Budget	Actual	Variance with Final Budget Positive (Negative)
	<u>                    </u>	<u>                    </u>	<u>                    </u>
REVENUES			
Intergovernmental	\$ 8,000	\$ 6,422	\$ (1,578)
Charges for services	15,763	13,663	(2,100)
Investment income	83	79	(4)
Miscellaneous:			
Other	<u>          —</u>	<u>          41</u>	<u>          41</u>
Total revenues	<u>          23,846</u>	<u>          20,205</u>	<u>          (3,641)</u>
EXPENDITURES			
Supplies, services, and other charges	<u>          28,200</u>	<u>          18,343</u>	<u>          9,857</u>
Total expenditures	<u>          28,200</u>	<u>          18,343</u>	<u>          9,857</u>
REVENUES OVER (UNDER) EXPENDITURES	\$ <u>          (4,354)</u>	1,862	\$ <u>          6,216</u>
FUND BALANCE (GAAP), beginning of year		<u>          13,405</u>	
FUND BALANCE (GAAP), end of year		\$ <u>          15,267</u>	

---

**BOONE COUNTY, MISSOURI**

---

**SCHEDULE OF REVENUES, EXPENSES AND CHANGES  
IN FUND BALANCES - BUDGET AND ACTUAL - BUDGET BASIS -  
PUBLIC SAFETY CITIZEN CONTRIBUTIONS FUND  
For The Year Ended December 31, 2014**

	Final Revised Budget	Actual	Variance with Final Budget Positive (Negative)
	<u>                    </u>	<u>                    </u>	<u>                    </u>
REVENUES			
Charges for services	\$ 15,000	\$ 15,000	\$ —
Investment income	29	67	38
Miscellaneous:			
Contributions	<u>—</u>	<u>500</u>	<u>500</u>
Total revenues	<u>15,029</u>	<u>15,567</u>	<u>538</u>
EXPENDITURES			
Personal services	1,535	—	1,535
Supplies, services, and other charges	3,050	909	2,141
Capital outlay	<u>1,300</u>	<u>1,180</u>	<u>120</u>
Total expenditures	<u>5,885</u>	<u>2,089</u>	<u>3,796</u>
REVENUES OVER (UNDER) EXPENDITURES	\$ <u>9,144</u>	13,478	\$ <u>4,334</u>
FUND BALANCE (GAAP), beginning of year		<u>8,256</u>	
FUND BALANCE (GAAP), end of year		\$ <u>21,734</u>	

**BOONE COUNTY, MISSOURI**

---

**SCHEDULE OF REVENUES, EXPENSES AND CHANGES  
IN FUND BALANCES - BUDGET AND ACTUAL - BUDGET BASIS -  
LAW ENFORCEMENT DEPARTMENT OF JUSTICE GRANTS FUND  
For The Year Ended December 31, 2014**

	Final Revised Budget	Actual	Variance with Final Budget Positive (Negative)
	<u>          </u>	<u>          </u>	<u>          </u>
REVENUES			
Intergovernmental	\$ 60,243	\$ 39,649	\$ (20,594)
Miscellaneous:			
Other	<u>          —</u>	<u>          780</u>	<u>          780</u>
Total revenues	<u>          60,243</u>	<u>          40,429</u>	<u>          (19,814)</u>
EXPENDITURES			
Supplies, services, and other charges	39,728	32,286	7,442
Capital outlay	<u>          15,319</u>	<u>          2,948</u>	<u>          12,371</u>
Total expenditures	<u>          55,047</u>	<u>          35,234</u>	<u>          19,813</u>
REVENUES OVER (UNDER) EXPENDITURES	\$ <u>          5,196</u>	5,195	\$ <u>          (1)</u>
FUND BALANCE (GAAP), beginning of year		—	
Less encumbrances, beginning of year		<u>          (5,195)</u>	
Add encumbrances, end of year		<u>          —</u>	
FUND BALANCE (GAAP), end of year		\$ <u>          —</u>	

---

**BOONE COUNTY, MISSOURI**

---

**SCHEDULE OF REVENUES, EXPENSES AND CHANGES  
IN FUND BALANCES - BUDGET AND ACTUAL - BUDGET BASIS -  
SHERIFF CIVIL CHARGES FUND  
For The Year Ended December 31, 2014**

	Final Revised Budget	Actual	Variance with Final Budget Positive (Negative)
	<u>          </u>	<u>          </u>	<u>          </u>
REVENUES			
Charges for services	\$ 50,000	\$ 50,000	\$ —
Investment income	279	223	(56)
	<u>50,279</u>	<u>50,223</u>	<u>(56)</u>
Total revenues			
EXPENDITURES			
Supplies, services, and other charges	6,601	6,529	72
Capital outlay	4,561	4,290	271
	<u>11,162</u>	<u>10,819</u>	<u>343</u>
Total expenditures			
REVENUES OVER EXPENDITURES	<u>39,117</u>	<u>39,404</u>	<u>287</u>
OTHER FINANCING SOURCES (USES)			
Transfer in	—	—	—
Transfer out	(40,000)	(40,000)	—
Sale of capital assets	—	2,475	2,475
	<u>(40,000)</u>	<u>(37,525)</u>	<u>2,475</u>
Total other financing sources (uses)			
NET CHANGE IN FUND BALANCE	\$ <u>(883)</u>	1,879	\$ <u>2,762</u>
FUND BALANCE (GAAP), beginning of year		<u>12,340</u>	
FUND BALANCE (GAAP), end of year		\$ <u>14,219</u>	

---

**BOONE COUNTY, MISSOURI**

---

**SCHEDULE OF REVENUES, EXPENSES AND CHANGES  
IN FUND BALANCES - BUDGET AND ACTUAL - BUDGET BASIS -  
SHERIFF REVOLVING FUND  
For The Year Ended December 31, 2014**

	Final Revised Budget	Actual	Variance with Final Budget Positive (Negative)
<b>REVENUES</b>			
Licenses and permits	\$ 138,180	\$ 103,468	\$ (34,712)
Charges for services	34,160	14,278	(19,882)
Investment income	1,189	983	(206)
Total revenues	<u>173,529</u>	<u>118,729</u>	<u>(54,800)</u>
<b>EXPENDITURES</b>			
Personal services	36,218	33,114	3,104
Supplies, services, and other charges	<u>35,146</u>	<u>14,609</u>	<u>20,537</u>
Total expenditures	<u>71,364</u>	<u>47,723</u>	<u>23,641</u>
REVENUES OVER (UNDER) EXPENDITURES	\$ <u>102,165</u>	71,006	\$ <u>(31,159)</u>
FUND BALANCE (GAAP), beginning of year		152,609	
Less encumbrances, beginning of year		<u>(10,950)</u>	
FUND BALANCE (GAAP), end of year		<u>\$ 212,665</u>	

---

**BOONE COUNTY, MISSOURI**

---

**SCHEDULE OF REVENUES, EXPENSES AND CHANGES  
IN FUND BALANCES - BUDGET AND ACTUAL - BUDGET BASIS -  
INMATE SECURITY FUND  
For The Year Ended December 31, 2014**

	Final Revised Budget	Actual	Variance with Final Budget Positive (Negative)
	<u>          </u>	<u>          </u>	<u>          </u>
REVENUES			
Charges for services	\$ 17,000	\$ 25,898	\$ 8,898
Investment income	610	764	154
	<u>17,610</u>	<u>26,662</u>	<u>9,052</u>
Total revenues			
	<u>17,610</u>	<u>26,662</u>	<u>9,052</u>
EXPENDITURES			
Capital outlay	75,000	—	75,000
	<u>75,000</u>	<u>—</u>	<u>75,000</u>
Total expenditures			
	<u>75,000</u>	<u>—</u>	<u>75,000</u>
REVENUES OVER (UNDER) EXPENDITURES	\$ <u>(57,390)</u>	26,662	\$ <u>84,052</u>
FUND BALANCE (GAAP), beginning of year		<u>128,863</u>	
FUND BALANCE (GAAP), end of year		\$ <u>155,525</u>	



---

**BOONE COUNTY, MISSOURI**

---

**SCHEDULE OF REVENUES, EXPENSES AND CHANGES  
IN FUND BALANCES - BUDGET AND ACTUAL - BUDGET BASIS -  
SHERIFF K9 OPERATIONS FUND  
For The Year Ended December 31, 2014**

	Final Revised Budget	Actual	Variance with Final Budget Positive (Negative)
	<u>          </u>	<u>          </u>	<u>          </u>
REVENUES			
Charges for services	\$ 450	\$ 3,600	\$ 3,150
Investment income	19	27	8
Miscellaneous:			
Contributions	<u>—</u>	<u>375</u>	<u>375</u>
Total revenues	<u>469</u>	<u>4,002</u>	<u>3,533</u>
EXPENDITURES			
Supplies, services, and other charges	<u>515</u>	<u>300</u>	<u>215</u>
Total expenditures	<u>515</u>	<u>300</u>	<u>215</u>
REVENUES OVER (UNDER) EXPENDITURES	\$ <u><u>(46)</u></u>	3,702	\$ <u><u>3,748</u></u>
FUND BALANCE (GAAP), beginning of year		<u>3,101</u>	
FUND BALANCE (GAAP), end of year		\$ <u><u>6,803</u></u>	

---

**BOONE COUNTY, MISSOURI**

---

**SCHEDULE OF REVENUES, EXPENSES AND CHANGES  
IN FUND BALANCES - BUDGET AND ACTUAL - BUDGET BASIS -  
PROSECUTING ATTORNEY TRAINING FUND  
For The Year Ended December 31, 2014**

	Final Revised Budget	Actual	Variance with Final Budget Positive (Negative)
REVENUES			
Charges for services	\$ 4,000	\$ 3,139	\$ (861)
Investment income	17	10	(7)
Total revenues	<u>4,017</u>	<u>3,149</u>	<u>(868)</u>
EXPENDITURES			
Supplies, services, and other charges	<u>5,385</u>	<u>4,297</u>	<u>1,088</u>
Total expenditures	<u>5,385</u>	<u>4,297</u>	<u>1,088</u>
REVENUES OVER (UNDER) EXPENDITURES	\$ <u><u>(1,368)</u></u>	(1,148)	\$ <u><u>220</u></u>
FUND BALANCE (GAAP), beginning of year		<u>1,805</u>	
FUND BALANCE (GAAP), end of year		\$ <u><u>657</u></u>	

---

**BOONE COUNTY, MISSOURI**

---

**SCHEDULE OF REVENUES, EXPENSES AND CHANGES  
IN FUND BALANCES - BUDGET AND ACTUAL - BUDGET BASIS -  
PROSECUTING ATTORNEY TAX COLLECTION FUND  
For The Year Ended December 31, 2014**

	Final Revised Budget	Actual	Variance with Final Budget Positive (Negative)
	<u>          </u>	<u>          </u>	<u>          </u>
REVENUES			
Charges for services	\$ 100,000	\$ 43,865	\$ (56,135)
Investment income	168	152	(16)
	<u>100,168</u>	<u>44,017</u>	<u>(56,151)</u>
Total revenues			
	<u>100,168</u>	<u>44,017</u>	<u>(56,151)</u>
EXPENDITURES			
Personal services	88,133	82,358	5,775
Supplies, services, and other charges	3,658	2,438	1,220
	<u>91,791</u>	<u>84,796</u>	<u>6,995</u>
Total expenditures			
	<u>91,791</u>	<u>84,796</u>	<u>6,995</u>
REVENUES OVER (UNDER) EXPENDITURES	\$ <u>8,377</u>	(40,779)	\$ <u>(49,156)</u>
FUND BALANCE (GAAP), beginning of year		<u>44,429</u>	
FUND BALANCE (GAAP), end of year		\$ <u>3,650</u>	

---

**BOONE COUNTY, MISSOURI**

---

**SCHEDULE OF REVENUES, EXPENSES AND CHANGES  
IN FUND BALANCES - BUDGET AND ACTUAL - BUDGET BASIS -  
PROSECUTING ATTORNEY CONTINGENCY FUND  
For The Year Ended December 31, 2014**

	Final Revised Budget	Actual	Variance with Final Budget Positive (Negative)
	<u>                    </u>	<u>                    </u>	<u>                    </u>
REVENUES			
Charges for services	\$ <u>11,501</u>	\$ <u>7,578</u>	\$ <u>(3,923)</u>
Total revenues	<u>11,501</u>	<u>7,578</u>	<u>(3,923)</u>
EXPENDITURES			
Supplies, services, and other charges	<u>20,000</u>	<u>11,659</u>	<u>8,341</u>
Total expenditures	<u>20,000</u>	<u>11,659</u>	<u>8,341</u>
REVENUES OVER (UNDER) EXPENDITURES	\$ <u><u>(8,499)</u></u>	(4,081)	\$ <u><u>4,418</u></u>
FUND BALANCE (GAAP), beginning of year		<u>12,422</u>	
FUND BALANCE (GAAP), end of year		\$ <u><u>8,341</u></u>	

---

**BOONE COUNTY, MISSOURI**

---

**SCHEDULE OF REVENUES, EXPENSES AND CHANGES  
IN FUND BALANCES - BUDGET AND ACTUAL - BUDGET BASIS -  
PROSECUTING ATTORNEY BAD CHECK COLLECTION FUND  
For The Year Ended December 31, 2014**

	Final Revised Budget	Actual	Variance with Final Budget Positive (Negative)
	<u>                    </u>	<u>                    </u>	<u>                    </u>
REVENUES			
Charges for services	\$ 30,000	\$ 24,468	\$ (5,532)
Miscellaneous	<u>25</u>	<u>32</u>	<u>7</u>
Total revenues	<u>30,025</u>	<u>24,500</u>	<u>(5,525)</u>
EXPENDITURES			
Personal services	13,015	11,564	1,451
Supplies, services, and other charges	<u>1,585</u>	<u>932</u>	<u>653</u>
Total expenditures	<u>14,600</u>	<u>12,496</u>	<u>2,104</u>
REVENUES OVER (UNDER) EXPENDITURES	\$ <u>15,425</u>	12,004	\$ <u>(3,421)</u>
FUND BALANCE (GAAP), beginning of year		<u>14,612</u>	
FUND BALANCE (GAAP), end of year		\$ <u>26,616</u>	

---

**BOONE COUNTY, MISSOURI**

---

**SCHEDULE OF REVENUES, EXPENSES AND CHANGES  
IN FUND BALANCES - BUDGET AND ACTUAL - BUDGET BASIS -  
PROSECUTING ATTORNEY FORFEITURE FUND  
For The Year Ended December 31, 2014**

	Final Revised Budget	Actual	Variance with Final Budget Positive (Negative)
REVENUES			
Investment income	\$ 28	\$ 29	\$ 1
Total revenues	<u>28</u>	<u>29</u>	<u>1</u>
EXPENDITURES			
Supplies, services, and other charges	<u>3,075</u>	<u>—</u>	<u>(3,075)</u>
Total expenditures	<u>3,075</u>	<u>—</u>	<u>(3,075)</u>
REVENUES OVER (UNDER) EXPENDITURES	\$ <u>(3,047)</u>	29	\$ <u>(3,074)</u>
FUND BALANCE (GAAP), beginning of year		<u>5,285</u>	
FUND BALANCE (GAAP), end of year		\$ <u><u>5,314</u></u>	

---

**BOONE COUNTY, MISSOURI**

---

**SCHEDULE OF REVENUES, EXPENSES AND CHANGES  
IN FUND BALANCES - BUDGET AND ACTUAL - BUDGET BASIS -  
PROSECUTING ATTORNEY ADMIN HANDLING COST FUND  
For The Year Ended December 31, 2014**

	Final Revised Budget	Actual	Variance with Final Budget Positive (Negative)
	<u>          </u>	<u>          </u>	<u>          </u>
REVENUES			
Charges for services	\$ 17,500	\$ 9,503	\$ (7,997)
Investment income	—	43	43
Miscellaneous:			
Other	<u>—</u>	<u>5</u>	<u>5</u>
Total revenues	<u>17,500</u>	<u>9,551</u>	<u>(7,949)</u>
EXPENDITURES			
Supplies, services, and other charges	<u>17,500</u>	<u>—</u>	<u>17,500</u>
Total expenditures	<u>17,500</u>	<u>—</u>	<u>17,500</u>
REVENUES OVER (UNDER) EXPENDITURES	\$ <u>—</u>	9,551	\$ <u>9,551</u>
FUND BALANCE (GAAP), beginning of year		<u>2,803</u>	
FUND BALANCE (GAAP), end of year		\$ <u>12,354</u>	

---

**BOONE COUNTY, MISSOURI**

---

**SCHEDULE OF REVENUES, EXPENSES AND CHANGES  
IN FUND BALANCES - BUDGET AND ACTUAL - BUDGET BASIS -  
RECORD PRESERVATION FUND  
For The Year Ended December 31, 2014**

	Final Revised Budget	Actual	Variance with Final Budget Positive (Negative)
	<u>                    </u>	<u>                    </u>	<u>                    </u>
REVENUES			
Charges for services	\$ 112,440	\$ 87,186	\$ (25,254)
Investment income	<u>1,980</u>	<u>2,959</u>	<u>979</u>
Total revenues	<u>114,420</u>	<u>90,145</u>	<u>(24,275)</u>
EXPENDITURES			
Supplies, services, and other charges	456,200	87,765	368,435
Capital outlay	<u>5,090</u>	<u>1,695</u>	<u>3,395</u>
Total expenditures	<u>461,290</u>	<u>89,460</u>	<u>371,830</u>
REVENUES OVER (UNDER) EXPENDITURES	\$ <u><u>(346,870)</u></u>	685	\$ <u><u>347,555</u></u>
FUND BALANCE (GAAP), beginning of year		<u>540,114</u>	
FUND BALANCE (GAAP), end of year		\$ <u><u>540,799</u></u>	



---

**BOONE COUNTY, MISSOURI**

---

**SCHEDULE OF REVENUES, EXPENSES AND CHANGES  
IN FUND BALANCES - BUDGET AND ACTUAL - BUDGET BASIS -  
FAMILY SERVICES AND JUSTICE FUND  
For The Year Ended December 31, 2014**

	Final Revised Budget	Actual	Variance with Final Budget Positive (Negative)
	<u>                    </u>	<u>                    </u>	<u>                    </u>
REVENUES			
Intergovernmental	\$ 4,425	\$ 6,736	\$ 2,311
Charges for services	87,250	78,205	(9,045)
Investment income	375	360	(15)
Miscellaneous:			
Other	<u>500</u>	<u>480</u>	<u>(20)</u>
Total revenues	<u>92,550</u>	<u>85,781</u>	<u>(6,769)</u>
EXPENDITURES			
Supplies, services, and other charges	<u>31,900</u>	<u>31,663</u>	<u>237</u>
Total expenditures	<u>31,900</u>	<u>31,663</u>	<u>237</u>
REVENUES OVER (UNDER) EXPENDITURES	\$ <u>60,650</u>	54,118	\$ <u>(6,532)</u>
FUND BALANCE (GAAP), beginning of year		<u>39,878</u>	
FUND BALANCE (GAAP), end of year		\$ <u>93,996</u>	

---

**BOONE COUNTY, MISSOURI**

---

**SCHEDULE OF REVENUES, EXPENSES AND CHANGES  
IN FUND BALANCES - BUDGET AND ACTUAL - BUDGET BASIS -  
CIRCUIT DRUG COURT FUND  
For The Year Ended December 31, 2014**

	Final Revised Budget	Actual	Variance with Final Budget Positive (Negative)
	<u>                    </u>	<u>                    </u>	<u>                    </u>
REVENUES			
Intergovernmental	\$ 16,270	\$ 14,525	\$ (1,745)
Charges for services	94,000	62,919	(31,081)
Investment income	975	1,723	748
Miscellaneous:			
Contributions	<u>70,000</u>	<u>70,000</u>	<u>—</u>
Total revenues	<u>181,245</u>	<u>149,167</u>	<u>(32,078)</u>
EXPENDITURES			
Personal services	48,540	36,903	11,637
Supplies, services, and other charges	<u>153,137</u>	<u>79,474</u>	<u>73,663</u>
Total expenditures	<u>201,677</u>	<u>116,377</u>	<u>85,300</u>
REVENUES OVER (UNDER) EXPENDITURES	\$ <u>(20,432)</u>	32,790	\$ <u>53,222</u>
FUND BALANCE (GAAP), beginning of year		272,549	
Less encumbrances, beginning of year		<u>(1,747)</u>	
FUND BALANCE (GAAP), end of year		\$ <u>303,592</u>	

---

**BOONE COUNTY, MISSOURI**

---

**SCHEDULE OF REVENUES, EXPENSES AND CHANGES  
IN FUND BALANCES - BUDGET AND ACTUAL - BUDGET BASIS -  
ADMINISTRATION OF JUSTICE FUND  
For The Year Ended December 31, 2014**

	Final Revised Budget	Actual	Variance with Final Budget Positive (Negative)
	<u>          </u>	<u>          </u>	<u>          </u>
REVENUES			
Charges for services	\$ 17,500	\$ 12,380	\$ (5,120)
Investment income	410	705	295
	<u>17,910</u>	<u>13,085</u>	<u>(4,825)</u>
Total revenues			
EXPENDITURES			
Supplies, services, and other charges	14,100	1,708	12,392
Capital outlay	3,500	—	3,500
	<u>17,600</u>	<u>1,708</u>	<u>15,892</u>
Total expenditures			
REVENUES OVER (UNDER) EXPENDITURES	\$ <u>310</u>	11,377	\$ <u>11,067</u>
FUND BALANCE (GAAP), beginning of year		<u>123,868</u>	
FUND BALANCE (GAAP), end of year		\$ <u>135,245</u>	

---

**BOONE COUNTY, MISSOURI**

---

**SCHEDULE OF REVENUES, EXPENSES AND CHANGES  
IN FUND BALANCES - BUDGET AND ACTUAL - BUDGET BASIS -  
NEIGHBORHOOD IMPROVEMENT DISTRICTS FUND  
For The Year Ended December 31, 2014**

	Final Revised Budget	Actual	Variance with Final Budget Positive (Negative)
	<u>          </u>	<u>          </u>	<u>          </u>
REVENUES			
Charges for services	\$ —	\$ 8,424	\$ 8,424
Investment income	<u>—</u>	<u>13</u>	<u>13</u>
Total revenues	<u>—</u>	<u>8,437</u>	<u>8,437</u>
EXPENDITURES			
Other services and charges	<u>50</u>	<u>37</u>	<u>13</u>
Total expenditures	<u>50</u>	<u>37</u>	<u>13</u>
REVENUES OVER (UNDER) EXPENDITURES	\$ <u><u>(50)</u></u>	8,400	\$ <u><u>8,450</u></u>
FUND BALANCE (DEFICIT) (GAAP), beginning of year		<u>(49)</u>	
FUND BALANCE (DEFICIT) (GAAP), end of year		\$ <u><u>8,351</u></u>	

**BOONE COUNTY, MISSOURI**

**SCHEDULE OF REVENUES, EXPENSES AND CHANGES  
IN FUND BALANCES - BUDGET AND ACTUAL - BUDGET BASIS -  
LAW LIBRARY FUND**

**For The Year Ended December 31, 2014**

	Final Revised Budget	Actual	Variance with Final Budget Positive (Negative)
REVENUES			
Fines and forfeitures	\$ 26,477	\$ 26,477	\$ —
Investment income	<u>789</u>	<u>789</u>	<u>—</u>
Total revenues	<u>27,266</u>	<u>27,266</u>	<u>—</u>
EXPENDITURES			
Supplies, services, and other charges	<u>9,036</u>	<u>9,036</u>	<u>—</u>
Total expenditures	<u>9,036</u>	<u>9,036</u>	<u>—</u>
REVENUES OVER (UNDER) EXPENDITURES	\$ <u><u>18,230</u></u>	18,230	\$ <u><u>—</u></u>
FUND BALANCE (GAAP), beginning of year		<u>132,268</u>	
FUND BALANCE (GAAP), end of year		\$ <u><u>150,498</u></u>	

# BOONE COUNTY, MISSOURI

---

## DEBT SERVICE FUNDS

Debt Service Funds account for resources used for the payments of principal, interest, and other expenditures on long-term general and special obligation debt.

Debt Service Reserve Fund - To hold in trust the moneys required as a reserve for the Series 2012 Refunding Certificates of Participation issued in the amount of \$2,230,000. These bonds were issued in 2012 to refund the Series 2003 Special Obligation Bonds, for which the debt service reserve fund previously held moneys in trust. Financing for the bond issue is obtained through an annual appropriation for rental payments from the County. Payments of principal are required annually and interest payments required semi-annually until 2018. The moneys in this fund will be used to make the final payments on the bonds.

Series 2010 Special Obligation Bond - Taxable - To hold in trust the moneys required as a reserve for the bonds and to accumulate moneys for payment of the principal and interest on \$830,000 taxable special obligation bonds issued in 2010 for the construction of buildings. Financing for the annual debt service requirements is primarily obtained through revenues received from lease of the land and buildings. Principal payments are required annually beginning in 2011 through 2020 and interest payments are required semi-annually beginning in 2010 through 2020.

Series 2006A Neighborhood Improvement District Bond Fund - Road - To accumulate moneys for payment of the principal and interest on \$182,000 general obligation neighborhood improvement bonds issued in 2006. Financing is obtained through fees paid by property owners within the neighborhood improvement district. Principal payments are required annually and interest payments are required semi-annually until 2016. The fees in excess of actual requirements are legally restricted to servicing this debt.

Series 2008 Neighborhood Improvement District Bond Fund - Sewer - The Series 2008 neighborhood improvement district bond fund - sewer is a debt service fund that accumulates moneys for the payment of the principal and interest on the \$1,700,000 general obligation neighborhood improvement bonds issued in 2008. Financing is obtained through fees paid by property owners within the neighborhood improvement district. Principal payments are required annually and interest payments are required semi-annually until 2028. The fees in excess of actual requirements are legally restricted to servicing this debt.

Series 2010A Neighborhood Improvement District Bond Fund - Sewer - To accumulate moneys for payment of the principal and interest on \$204,000 general obligation neighborhood improvement bonds issued in 2010. Financing is obtained through fees paid by property owners within the neighborhood improvement district. Principal payments are required annually and interest payments are required semi-annually until 2030. The fees in excess of actual requirements are legally restricted to servicing this debt.

Series 2010 Neighborhood Improvement District Bond Fund - Sewer - To accumulate moneys for payment of the principal and interest on \$159,543 general obligation neighborhood improvement bonds issued in 2010. Financing is obtained through fees paid by property owners within the neighborhood improvement district. Principal payments are required annually and interest payments are required semi-annually until 2029. The fees in excess of actual requirements are legally restricted to servicing this debt.

Series 2011A Neighborhood Improvement District Bond Fund - Road - To accumulate moneys for payment of the principal and interest on \$450,000 general obligation neighborhood improvement bonds issued in 2011. Financing is obtained through fees paid by property owners within the neighborhood improvement district. Principal payments are required annually and interest payments are required semi-annually until 2021. The fees in excess of actual requirements are legally restricted to servicing this debt.

Series 2011B Neighborhood Improvement District Bond Fund - Sewer - To accumulate moneys for payment of the principal and interest on \$71,000 general obligation neighborhood improvement bonds issued in 2011. Financing is obtained through fees paid by property owners within the neighborhood improvement district. Principal payments are required annually and interest payments are required semi-annually until 2031. The fees in excess of actual requirements are legally restricted to servicing this debt.

**BOONE COUNTY, MISSOURI**

**COMBINING BALANCE SHEET -  
NONMAJOR DEBT SERVICE FUNDS  
December 31, 2014**

	Debt Service Reserve	Series 2010 Special Obligation Bond-Taxable	Series 2006A Neighborhood Improvement District Bond-Road	Series 2008 Neighborhood Improvement District Bond-Sewer	Series 2010A Neighborhood Improvement District Bond-Sewer	Series 2010 Neighborhood Improvement District Bond-Sewer	Series 2011A Neighborhood Improvement District Bond-Road	Series 2011B Neighborhood Improvement District Bond-Sewer	Total Nonmajor Debt Service Funds
<b>ASSETS</b>									
Cash and cash equivalents	\$ —	\$ —	\$ 19,242	\$ 31,337	\$ 3,935	\$ 59,125	\$ 68,439	\$ 66,318	\$ 248,396
Investments	—	127,582	2,305	169,661	50,352	—	—	—	349,900
Accrued interest	—	134	2	204	60	—	—	—	400
Assessments receivable	—	—	23,742	690,333	177,387	78,962	291,344	26,206	1,287,974
Restricted assets:									
Cash and cash equivalents	<u>223,000</u>	<u>—</u>	<u>—</u>	<u>—</u>	<u>—</u>	<u>—</u>	<u>—</u>	<u>—</u>	<u>223,000</u>
Total assets	<u>\$ 223,000</u>	<u>\$ 127,716</u>	<u>\$ 45,291</u>	<u>\$ 891,535</u>	<u>\$ 231,734</u>	<u>\$ 138,087</u>	<u>\$ 359,783</u>	<u>\$ 92,524</u>	<u>\$ 2,109,670</u>
<b>LIABILITIES, DEFERRED INFLOWS OF RESOURCES, AND FUND BALANCES</b>									
<b>Liabilities:</b>									
Advance from other funds	\$ —	\$ —	\$ —	\$ —	\$ —	\$ 1,863	\$ —	\$ —	\$ 1,863
Total liabilities	<u>—</u>	<u>—</u>	<u>—</u>	<u>—</u>	<u>—</u>	<u>1,863</u>	<u>—</u>	<u>—</u>	<u>1,863</u>
<b>Deferred inflows of resources:</b>									
Unavailable revenue-special assessments	—	—	21,816	658,257	169,178	76,808	273,839	25,640	1,225,538
Total deferred inflows of resources	<u>—</u>	<u>—</u>	<u>21,816</u>	<u>658,257</u>	<u>169,178</u>	<u>76,808</u>	<u>273,839</u>	<u>25,640</u>	<u>1,225,538</u>
<b>Fund balances:</b>									
Restricted for debt service	<u>223,000</u>	<u>127,716</u>	<u>23,475</u>	<u>233,278</u>	<u>62,556</u>	<u>59,416</u>	<u>85,944</u>	<u>66,884</u>	<u>882,269</u>
Total fund balances	<u>223,000</u>	<u>127,716</u>	<u>23,475</u>	<u>233,278</u>	<u>62,556</u>	<u>59,416</u>	<u>85,944</u>	<u>66,884</u>	<u>882,269</u>
Total liabilities, deferred inflows of resources, and fund balances	<u>\$ 223,000</u>	<u>\$ 127,716</u>	<u>\$ 45,291</u>	<u>\$ 891,535</u>	<u>\$ 231,734</u>	<u>\$ 138,087</u>	<u>\$ 359,783</u>	<u>\$ 92,524</u>	<u>\$ 2,109,670</u>

**BOONE COUNTY, MISSOURI**

**COMBINING STATEMENT OF REVENUES, EXPENDITURES AND CHANGES IN FUND BALANCES -  
NONMAJOR DEBT SERVICE FUNDS  
For The Year Ended December 31, 2014**

	Debt Service Reserve	Series 2010 Special Obligation Bond-Taxable	Series 2006A Neighborhood Improvement District Bond-Road	Series 2008 Neighborhood Improvement District Bond-Sewer	Series 2010A Neighborhood Improvement District Bond-Sewer	Series 2010 Neighborhood Improvement District Bond-Sewer	Series 2011A Neighborhood Improvement District Bond-Road	Series 2011B Neighborhood Improvement District Bond-Sewer	Total Nonmajor Debt Service Funds
<b>REVENUES</b>									
Assessments	\$ —	\$ —	\$ 22,636	\$ 85,992	\$ 19,159	\$ 61,418	\$ 53,306	\$ 61,162	\$ 303,673
Intergovernmental		10,314							10,314
Investment income	—	350	40	963	258	—	34	5	1,650
<b>Total revenues</b>	<b>—</b>	<b>10,664</b>	<b>22,676</b>	<b>86,955</b>	<b>19,417</b>	<b>61,418</b>	<b>53,340</b>	<b>61,167</b>	<b>315,637</b>
<b>EXPENDITURES</b>									
Principal retirement	—	80,000	20,000	50,800	1,000	6,900	40,000	2,000	200,700
Interest and fiscal charges	—	24,698	3,090	20,457	9,950	3,605	12,175	3,110	77,085
<b>Total expenditures</b>	<b>—</b>	<b>104,698</b>	<b>23,090</b>	<b>71,257</b>	<b>10,950</b>	<b>10,505</b>	<b>52,175</b>	<b>5,110</b>	<b>277,785</b>
<b>REVENUES OVER (UNDER) EXPENDITURES</b>	<b>—</b>	<b>(94,034)</b>	<b>(414)</b>	<b>15,698</b>	<b>8,467</b>	<b>50,913</b>	<b>1,165</b>	<b>56,057</b>	<b>37,852</b>
<b>OTHER FINANCING SOURCES (USES)</b>									
Transfers in	—	100,000	—	—	—	—	—	—	100,000
<b>Total other financing sources (uses)</b>	<b>—</b>	<b>100,000</b>	<b>—</b>	<b>—</b>	<b>—</b>	<b>—</b>	<b>—</b>	<b>—</b>	<b>100,000</b>
<b>NET CHANGE IN FUND BALANCE</b>	<b>—</b>	<b>5,966</b>	<b>(414)</b>	<b>15,698</b>	<b>8,467</b>	<b>50,913</b>	<b>1,165</b>	<b>56,057</b>	<b>137,852</b>
<b>FUND BALANCES, beginning of year</b>	<b>223,000</b>	<b>121,750</b>	<b>23,889</b>	<b>217,580</b>	<b>54,089</b>	<b>8,503</b>	<b>84,779</b>	<b>10,827</b>	<b>744,417</b>
<b>FUND BALANCES, end of year</b>	<b>\$ 223,000</b>	<b>\$ 127,716</b>	<b>\$ 23,475</b>	<b>\$ 233,278</b>	<b>\$ 62,556</b>	<b>\$ 59,416</b>	<b>\$ 85,944</b>	<b>\$ 66,884</b>	<b>\$ 882,269</b>



---

**BOONE COUNTY, MISSOURI**

---

**SCHEDULE OF REVENUES, EXPENSES AND CHANGES  
IN FUND BALANCES - BUDGET AND ACTUAL - BUDGET BASIS -  
SERIES 2010 SPECIAL OBLIGATION BOND FUND  
For The Year Ended December 31, 2014**

	Final Revised Budget	Actual	Variance with Final Budget Positive (Negative)
REVENUES			
Intergovernmental	\$ 10,314	\$ 10,314	\$ —
Investment income	420	350	(70)
Total revenues	<u>10,734</u>	<u>10,664</u>	<u>(70)</u>
EXPENDITURES			
Principal retirement	80,000	80,000	—
Interest and fiscal charges	24,698	24,698	—
Total expenditures	<u>104,698</u>	<u>104,698</u>	<u>—</u>
REVENUES OVER (UNDER) EXPENDITURES	(93,964)	(94,034)	(70)
OTHER FINANCING SOURCES (USES)			
Transfer in	<u>100,000</u>	<u>100,000</u>	
NET CHANGE IN FUND BALANCE	\$ <u>6,036</u>	5,966	\$ <u>(70)</u>
FUND BALANCE (GAAP), beginning of year		<u>121,750</u>	
FUND BALANCE (GAAP), end of year		\$ <u>127,716</u>	

---

**BOONE COUNTY, MISSOURI**

---

**SCHEDULE OF REVENUES, EXPENSES AND CHANGES  
IN FUND BALANCES - BUDGET AND ACTUAL - BUDGET BASIS -  
SERIES 2006A NEIGHBORHOOD IMPROVEMENT DISTRICT BOND FUND  
For The Year Ended December 31, 2014**

	Final Revised Budget	Actual	Variance with Final Budget Positive (Negative)
REVENUES			
Assessments	\$ 22,410	\$ 22,636	\$ 226
Investment income	35	40	5
Total revenues	<u>22,445</u>	<u>22,676</u>	<u>231</u>
EXPENDITURES			
Principal retirement	20,000	20,000	—
Interest and fiscal charges	3,090	3,090	—
Total expenditures	<u>23,090</u>	<u>23,090</u>	<u>—</u>
REVENUES OVER (UNDER) EXPENDITURES	<u>\$ (645)</u>	(414)	<u>\$ 231</u>
FUND BALANCE (GAAP), beginning of year		<u>23,889</u>	
FUND BALANCE (GAAP), end of year		<u>\$ 23,475</u>	

---

**BOONE COUNTY, MISSOURI**

---

**SCHEDULE OF REVENUES, EXPENSES AND CHANGES  
IN FUND BALANCES - BUDGET AND ACTUAL - BUDGET BASIS -  
SERIES 2008 NEIGHBORHOOD IMPROVEMENT DISTRICT  
For The Year Ended December 31, 2014**

	Final Revised Budget	Actual	Variance with Final Budget Positive (Negative)
	<u>          </u>	<u>          </u>	<u>          </u>
REVENUES			
Assessments	\$ 59,661	\$ 85,992	\$ 26,331
Investment income	940	963	23
	<u>          </u>	<u>          </u>	<u>          </u>
Total revenues	60,601	86,955	26,354
	<u>          </u>	<u>          </u>	<u>          </u>
EXPENDITURES			
Principal retirement	50,800	50,800	—
Interest and fiscal charges	20,458	20,457	1
	<u>          </u>	<u>          </u>	<u>          </u>
Total expenditures	71,258	71,257	1
	<u>          </u>	<u>          </u>	<u>          </u>
REVENUES OVER (UNDER) EXPENDITURES	\$ <u>(10,657)</u>	15,698	\$ <u>26,355</u>
FUND BALANCE (GAAP), beginning of year		<u>217,580</u>	
FUND BALANCE (GAAP), end of year		\$ <u><u>233,278</u></u>	

**BOONE COUNTY, MISSOURI**

---

**SCHEDULE OF REVENUES, EXPENSES AND CHANGES  
IN FUND BALANCES - BUDGET AND ACTUAL - BUDGET BASIS -  
SERIES 2010A NEIGHBORHOOD IMPROVEMENT DISTRICT BOND FUND - SEWER  
For The Year Ended December 31, 2014**

	Final Revised Budget	Actual	Variance with Final Budget Positive (Negative)
	<u>          </u>	<u>          </u>	<u>          </u>
REVENUES			
Assessments	\$ 9,570	\$ 19,159	\$ 9,589
Investment income	225	258	33
	<u>          </u>	<u>          </u>	<u>          </u>
Total revenues	9,795	19,417	9,622
	<u>          </u>	<u>          </u>	<u>          </u>
EXPENDITURES			
Principal retirement	1,000	1,000	—
Interest and fiscal charges	9,950	9,950	—
	<u>          </u>	<u>          </u>	<u>          </u>
Total expenditures	10,950	10,950	—
	<u>          </u>	<u>          </u>	<u>          </u>
REVENUES OVER (UNDER) EXPENDITURES	\$ <u>(1,155)</u>	8,467	\$ <u>9,622</u>
FUND BALANCE (GAAP), beginning of year		<u>54,089</u>	
FUND BALANCE (GAAP), end of year		\$ <u><u>62,556</u></u>	

**BOONE COUNTY, MISSOURI**

---

**SCHEDULE OF REVENUES, EXPENSES AND CHANGES  
IN FUND BALANCES - BUDGET AND ACTUAL - BUDGET BASIS -  
SERIES 2010 NEIGHBORHOOD IMPROVEMENT DISTRICT BOND FUND - SEWER  
For The Year Ended December 31, 2014**

	Final Revised Budget	Actual	Variance with Final Budget Positive (Negative)
	<u>          </u>	<u>          </u>	<u>          </u>
REVENUES			
Assessments	\$ 9,328	\$ 61,418	\$ 52,090
Total revenues	<u>9,328</u>	<u>61,418</u>	<u>52,090</u>
EXPENDITURES			
Principal retirement	6,900	6,900	
Interest and fiscal charges	<u>3,606</u>	<u>3,605</u>	<u>1</u>
Total expenditures	<u>10,506</u>	<u>10,505</u>	<u>1</u>
REVENUES OVER (UNDER) EXPENDITURES	\$ <u><u>(1,178)</u></u>	50,913	\$ <u><u>52,091</u></u>
FUND BALANCE (GAAP), beginning of year		<u>8,503</u>	
FUND BALANCE (GAAP), end of year		\$ <u><u>59,416</u></u>	

---

**BOONE COUNTY, MISSOURI**

---

**SCHEDULE OF REVENUES, EXPENSES AND CHANGES  
IN FUND BALANCES - BUDGET AND ACTUAL - BUDGET BASIS -  
SERIES 2011A NEIGHBORHOOD IMPROVEMENT DISTRICT BOND FUND - ROAD  
For The Year Ended December 31, 2014**

	Final Revised Budget	Actual	Variance with Final Budget Positive (Negative)
REVENUES			
Assessments	\$ 49,370	\$ 53,306	\$ 3,936
Investment income	25	34	9
Total revenues	<u>49,395</u>	<u>53,340</u>	<u>3,945</u>
EXPENDITURES			
Principal retirement	40,000	40,000	—
Interest and fiscal charges	<u>12,175</u>	<u>12,175</u>	<u>—</u>
Total expenditures	<u>52,175</u>	<u>52,175</u>	<u>—</u>
REVENUES OVER (UNDER) EXPENDITURES	<u>\$ (2,780)</u>	1,165	<u>\$ 3,945</u>
FUND BALANCE (GAAP), beginning of year		<u>84,779</u>	
FUND BALANCE (GAAP), end of year		<u>\$ 85,944</u>	

---

**BOONE COUNTY, MISSOURI**

---

**SCHEDULE OF REVENUES, EXPENSES AND CHANGES  
IN FUND BALANCES - BUDGET AND ACTUAL - BUDGET BASIS -  
SERIES 2011B NEIGHBORHOOD IMPROVEMENT DISTRICT BOND FUND - SEWER  
For The Year Ended December 31, 2014**

	Final Revised Budget	Actual	Variance with Final Budget Positive (Negative)
REVENUES			
Assessments	\$ 5,745	\$ 61,162	\$ 55,417
Investment income	<u>5</u>	<u>5</u>	<u>—</u>
Total revenues	<u>5,750</u>	<u>61,167</u>	<u>55,417</u>
EXPENDITURES			
Principal retirement	2,000	2,000	—
Interest and fiscal charges	<u>3,110</u>	<u>3,110</u>	<u>—</u>
Total expenditures	<u>5,110</u>	<u>5,110</u>	<u>—</u>
REVENUES OVER (UNDER) EXPENDITURES	<u>\$ 640</u>	56,057	<u>\$ 55,417</u>
FUND BALANCE (GAAP), beginning of year		<u>10,827</u>	
FUND BALANCE (GAAP), end of year		<u>\$ 66,884</u>	

## **BOONE COUNTY, MISSOURI**

---

### **CAPITAL PROJECTS FUNDS**

Capital Projects Funds account for the receipt and disbursement of resources for the purpose of constructing or buying major capital assets.

General Capital - To account for other miscellaneous building-related capital projects of the County.

One-Fifth Cent Sales Tax Capital Improvement Fund - To account for the resources and expenditures of the voter-approved three-year one-fifth cent sales tax for the Courthouse Expansion, Government Center improvements, and other related projects. The sales tax expires in 2009.

Law Office Remodel 605 E. Walnut - To account for resources and expenditures used in the rebuilding of this property which was significantly damaged by fire. Property had previously been leased but will be rebuilt to house multiple County functions including Community Services and IV-D Child Support Enforcement.

911/OEM Facility Construction Project - To account for resources and expenditures used in the construction of a new facility to house the operations of the 911 Call Taking and Dispatch services and Emergency Management Services.



**BOONE COUNTY, MISSOURI**  
**COMBINING BALANCE SHEET**  
**NONMAJOR CAPITAL PROJECTS FUNDS**  
**December 31, 2014**

	<u>General Capital</u>	<u>One-Fifth Cent Sales Tax Capital Improvements</u>	<u>Law Office Remodel IV-D 605 E. Walnut</u>	<u>911/OEM ECC Construction Project</u>	<u>Total Nonmajor Capital Project Funds</u>
<b>ASSETS</b>					
Cash and cash equivalents	\$ —	\$ —	\$ 85,258	\$ —	\$ 85,258
Investments	397,116	24,662	—	—	421,778
Accrued interest	552	156	—	—	708
Due from other funds	<u>—</u>	<u>—</u>	<u>—</u>	<u>1,000,000</u>	<u>1,000,000</u>
Total assets	<u>\$ 397,668</u>	<u>\$ 24,818</u>	<u>\$ 85,258</u>	<u>\$ 1,000,000</u>	<u>\$ 1,507,744</u>
<b>LIABILITIES AND FUND BALANCES</b>					
<b>Liabilities:</b>					
Accounts Payable	\$ —	\$ 6,700	\$ —	\$ 108,873	\$ 115,573
Advance from other funds	<u>—</u>	<u>—</u>	<u>—</u>	<u>700,599</u>	<u>700,599</u>
Total liabilities	<u>—</u>	<u>6,700</u>	<u>—</u>	<u>809,472</u>	<u>816,172</u>
<b>Fund balances:</b>					
Restricted	—	18,118	—	190,528	208,646
Committed	<u>397,668</u>	<u>—</u>	<u>85,258</u>	<u>—</u>	<u>482,926</u>
Total fund balances	<u>397,668</u>	<u>18,118</u>	<u>85,258</u>	<u>190,528</u>	<u>691,572</u>
Total liabilities and fund balances	<u>\$ 397,668</u>	<u>\$ 24,818</u>	<u>\$ 85,258</u>	<u>\$ 1,000,000</u>	<u>\$ 1,507,744</u>

**BOONE COUNTY, MISSOURI**

**COMBINING STATEMENT OF REVENUES, EXPENDITURES  
AND CHANGES IN FUND BALANCES -  
NONMAJOR CAPITAL PROJECTS FUNDS  
For The Year Ended December 31, 2014**

	<u>General Capital</u>	<u>One-Fifth Cent Sales Tax Capital Improvements</u>	<u>Law Office Remodel IV-D 605 E. Walnut</u>	<u>911/OEM ECC Facility Construction Project</u>	<u>Total Nonmajor Capital Project Funds</u>
<b>REVENUES</b>					
Investment income	\$ 2,387	\$ 1,193	\$ —	\$ —	\$ 3,580
Total revenues	<u>2,387</u>	<u>1,193</u>	<u>—</u>	<u>—</u>	<u>3,580</u>
<b>EXPENDITURES</b>					
Capital outlay	<u>—</u>	<u>67,000</u>	<u>437,181</u>	<u>800,056</u>	<u>1,304,237</u>
Total expenditures	<u>—</u>	<u>67,000</u>	<u>437,181</u>	<u>800,056</u>	<u>1,304,237</u>
REVENUES OVER (UNDER) EXPENDITURES	<u>2,387</u>	<u>(65,807)</u>	<u>(437,181)</u>	<u>(800,056)</u>	<u>(1,300,657)</u>
<b>OTHER FINANCING SOURCES (USES)</b>					
Transfers in	<u>—</u>	<u>—</u>	<u>—</u>	<u>1,000,000</u>	<u>1,000,000</u>
Insurance proceeds	<u>—</u>	<u>—</u>	<u>143,474</u>	<u>—</u>	<u>143,474</u>
Total other financing sources (uses)	<u>—</u>	<u>—</u>	<u>143,474</u>	<u>1,000,000</u>	<u>1,143,474</u>
NET CHANGE IN FUND BALANCES	2,387	(65,807)	(293,707)	199,944	(157,183)
FUND BALANCES, beginning of year	<u>395,281</u>	<u>83,925</u>	<u>378,965</u>	<u>(9,416)</u>	<u>848,755</u>
FUND BALANCES, end of year	\$ <u><u>397,668</u></u>	\$ <u><u>18,118</u></u>	\$ <u><u>85,258</u></u>	\$ <u><u>190,528</u></u>	\$ <u><u>691,572</u></u>

---

**BOONE COUNTY, MISSOURI**

---

**SCHEDULE OF REVENUES, EXPENSES AND CHANGES  
IN FUND BALANCES - BUDGET AND ACTUAL - BUDGET BASIS -  
GENERAL CAPITAL FUND**

**For The Year Ended December 31, 2014**

	Final Revised Budget	Actual	Variance with Final Budget Positive (Negative)
	<u>          </u>	<u>          </u>	<u>          </u>
REVENUES			
Investment income	\$ <u>          —</u>	\$ <u>          2,387</u>	\$ <u>          2,387</u>
Total revenues	<u>          —</u>	<u>          2,387</u>	<u>          2,387</u>
EXPENDITURES			
Capital outlay	<u>          —</u>	<u>          —</u>	<u>          —</u>
Total expenditures	<u>          —</u>	<u>          —</u>	<u>          —</u>
REVENUES OVER (UNDER) EXPENDITURES	\$ <u>          —</u>	2,387	<u>          2,387</u>
FUND BALANCE (GAAP), beginning of year		<u>          395,281</u>	
FUND BALANCE (GAAP), end of year		\$ <u>          397,668</u>	

---

**BOONE COUNTY, MISSOURI**

---

**SCHEDULE OF REVENUES, EXPENSES AND CHANGES  
IN FUND BALANCES - BUDGET AND ACTUAL - BUDGET BASIS -  
ONE-FIFTH CENT SALES TAX CAPITAL IMPROVEMENT FUND  
For The Year Ended December 31, 2014**

	Final Revised Budget	Actual	Variance with Final Budget Positive (Negative)
REVENUES			
Investment income	\$ —	\$ 1,193	\$ 1,193
Total revenues	<u>—</u>	<u>1,193</u>	<u>1,193</u>
EXPENDITURES			
Capital outlay	<u>83,631</u>	<u>67,000</u>	<u>16,631</u>
Total expenditures	<u>83,631</u>	<u>67,000</u>	<u>16,631</u>
REVENUES OVER (UNDER) EXPENDITURES	<u>\$ (83,631)</u>	(65,807)	<u>\$ 17,824</u>
FUND BALANCE (GAAP), beginning of year		<u>83,925</u>	
FUND BALANCE (GAAP), end of year		<u>\$ 18,118</u>	

**BOONE COUNTY, MISSOURI**

---

**SCHEDULE OF REVENUES, EXPENSES AND CHANGES  
IN FUND BALANCES - BUDGET AND ACTUAL - BUDGET BASIS -  
LAW OFFICE REMODEL IV-D 605 E. WALNUT  
For The Year Ended December 31, 2014**

	Final Revised Budget	Actual	Variance with Final Budget Positive (Negative)
REVENUES			
Investment income	\$ —	\$ —	\$ —
Total revenues	<u>—</u>	<u>—</u>	<u>—</u>
EXPENDITURES			
Capital outlay	<u>490,471</u>	<u>437,181</u>	<u>53,290</u>
Total expenditures	<u>490,471</u>	<u>437,181</u>	<u>53,290</u>
REVENUES OVER (UNDER) EXPENDITURES	<u>(490,471)</u>	<u>(437,181)</u>	<u>53,290</u>
OTHER FINANCING SOURCES (USES)			
Insurance proceeds	<u>—</u>	<u>143,474</u>	<u>143,474</u>
Total other financing sources (uses)	<u>—</u>	<u>143,474</u>	<u>143,474</u>
NET CHANGE IN FUND BALANCE	<u>\$ (490,471)</u>	<u>(293,707)</u>	<u>\$ 196,764</u>
FUND BALANCE (GAAP), beginning of year		<u>378,965</u>	
FUND BALANCE (GAAP), end of year		<u>\$ 85,258</u>	

---

**BOONE COUNTY, MISSOURI**

---

**SCHEDULE OF REVENUES, EXPENSES AND CHANGES  
IN FUND BALANCES - BUDGET AND ACTUAL - BUDGET BASIS -  
911/OEM FACILITY CONSTRUCTION PROJECT  
For The Year Ended December 31, 2014**

	Final Revised Budget	Actual	Variance with Final Budget Positive (Negative)
	<u>                    </u>	<u>                    </u>	<u>                    </u>
REVENUES			
Investment income	\$ <u>          —</u>	\$ <u>          —</u>	\$ <u>          —</u>
Total revenues	<u>          —</u>	<u>          —</u>	<u>          —</u>
EXPENDITURES			
Capital outlay	<u>23,382,344</u>	<u>800,056</u>	<u>22,582,288</u>
Total expenditures	<u>23,382,344</u>	<u>800,056</u>	<u>22,582,288</u>
REVENUES OVER (UNDER) EXPENDITURES	<u>(23,382,344)</u>	<u>(800,056)</u>	<u>22,582,288</u>
OTHER FINANCING SOURCES (USES)			
Transfers in	<u>1,000,000</u>	<u>1,000,000</u>	<u>          —</u>
Total other financing sources (uses)	<u>1,000,000</u>	<u>1,000,000</u>	<u>          —</u>
NET CHANGE IN FUND BALANCE	\$ <u><u>(22,382,344)</u></u>	199,944	\$ <u><u>22,582,288</u></u>
FUND BALANCE (GAAP), beginning of year		<u>(9,416)</u>	
FUND BALANCE (GAAP), end of year		\$ <u><u>190,528</u></u>	

## BOONE COUNTY, MISSOURI

---

### INTERNAL SERVICE FUNDS

Internal service funds are used to account for the financing of goods or services provided by one department or agency to other departments or agencies of the government and to other government units on a cost reimbursement basis.

Self-insured Health Plan Fund - Accounts for operations of the self-insured health plan for County employees.

Self-insured Dental Plan Fund - Accounts for operations of the self-insured dental plan for County employees.

Self-insured Workers' Compensation Fund - Accounts for operations of the self-insured workers' compensation plan for County employees.

Self-insured Workers' Compensation Loss Control Fund - Accounts for the resources and expenses pertaining to loss control activities.

Facilities and Grounds Fund - Accounts for the operations of the Facilities Maintenance and Housekeeping Departments. Operating revenues are derived from all internal service charges to County departments based on square footage occupied.

Building and Grounds Capital Repair and Replacement Fund - Provides for the accumulation of resources to be used for major repairs and replacements for County owned buildings. The resources are derived from an annual internal service charge to departments based on square footage occupied.

Utilities Fund - Accounts for building utilities for the Government Center, Johnson Building, Courthouse, 607 East Ash, and the County owned space in the Centralia Clinic.

Family Health Center Capital Repair and Replacement Fund - Accounts for the accumulation of resources to be used for major repairs and replacements for the County's 100% ownership interest in Unit 2 of the Health Facility. This portion of the Health Facility is currently leased to Family Health Center.

Health Department Capital Repair and Replacement Fund - Accounts for the accumulation of resources to be used for major repairs and replacements for the County's ownership share of Unit 1 of the Health Facility. Unit 1 is jointly owned by the City of Columbia and the County. This portion of the Health Facility houses the City-County Health Department.

Public Works Capital Repair and Replacement Fund - Accounts for the accumulation of resources to be used for major repairs and replacements for the County's Road and Bridge Maintenance Operations facility. The resources are derived from an annual internal service charge to the Road and Bridge Fund.

**BOONE COUNTY, MISSOURI**

**COMBINING STATEMENT OF NET POSITION -  
INTERNAL SERVICE FUNDS  
December 31, 2014**

	Self-Insured Health Plan	Self-Insured Dental Plan	Self-Insured Workers' Comp	Self-Insured Workers' Comp Loss Control	Facilities and Grounds	Bldg/Grnd Capital R & R	Utilities	Family Health Ctr Capital R & R	Health Department Capital R & R	Public Works Capital R & R	Total
<b>ASSETS</b>											
<b>Current assets:</b>											
Investments	\$ 1,223,672	\$ 140,945	\$ 926,298	\$ —	\$ 651,797	\$ 1,246,257	\$ 205,865	\$ 69,824	\$ 29,828	\$ 252,240	\$ 4,746,726
Accrued interest	1,752	145	1,264	—	891	1,522	278	86	38	320	6,296
Accounts receivable	633	229	—	—	—	—	—	—	—	—	862
Restricted cash	—	—	15,000	—	—	—	—	—	—	—	15,000
Restricted investments	—	—	205,176	—	—	—	—	—	—	—	205,176
Total current assets	1,226,057	141,319	1,147,738	—	652,688	1,247,779	206,143	69,910	29,866	252,560	4,974,060
<b>Noncurrent assets:</b>											
Capital assets, net	—	—	—	—	124,122	—	—	—	—	—	124,122
Total assets	1,226,057	141,319	1,147,738	—	776,810	1,247,779	206,143	69,910	29,866	252,560	5,098,182
<b>LIABILITIES</b>											
<b>Current liabilities:</b>											
Accounts payable	—	1,277	833	—	25,960	—	29,357	—	—	—	57,427
Wages payable	—	—	—	—	23,585	—	—	—	—	—	23,585
Compensated absences	—	—	—	—	19,873	—	—	—	—	—	19,873
Accrued liabilities	—	—	—	—	2,439	—	—	—	—	—	2,439
Estimated liability for claims incurred but not paid	286,480	43,054	111,227	—	—	—	—	—	—	—	440,761
Unearned revenue	—	—	—	—	—	—	—	586	—	—	586
<b>Long-term liabilities:</b>											
Other post-employment benefit	370,996	—	—	—	—	—	—	—	—	—	370,996
Total liabilities	657,476	44,331	112,060	—	71,857	—	29,357	586	—	—	915,667
<b>NET POSITION</b>											
Invested in capital assets	—	—	—	—	124,122	—	—	—	—	—	124,122
Restricted for workers' compensation claims	—	—	220,176	—	—	—	—	—	—	—	220,176
Unrestricted	568,581	96,988	815,502	—	580,831	1,247,779	176,786	69,324	29,866	252,560	3,838,217
Total net position	\$ 568,581	\$ 96,988	\$ 1,035,678	\$ —	\$ 704,953	\$ 1,247,779	\$ 176,786	\$ 69,324	\$ 29,866	\$ 252,560	\$ 4,182,515



## BOONE COUNTY, MISSOURI

### COMBINING STATEMENT OF REVENUES, EXPENSES AND CHANGES IN NET POSITION - INTERNAL SERVICE FUNDS For The Year Ended December 31, 2014

	Self-Insured Health Plan	Self-Insured Dental Plan	Self-Insured Workers' Comp	Self-Insured Workers' Comp Loss Control	Facilities and Grounds	Bldg/Grnd Capital R & R	Utilities	Family Health Ctr Capital R & R	Health Department Capital R & R	Public Works Capital R & R	Total
<b>OPERATING REVENUES</b>											
Charges for services	\$ 2,466,291	\$ 266,979	\$ —	\$ —	\$ 805,355	\$ 248,474	\$ 416,070	\$ —	\$ —	\$ 50,000	\$ 4,253,169
Miscellaneous	22,234	—	—	—	3,279	—	—	7,031	—	—	32,544
<b>Total operating revenues</b>	<b>2,488,525</b>	<b>266,979</b>	<b>—</b>	<b>—</b>	<b>808,634</b>	<b>248,474</b>	<b>416,070</b>	<b>7,031</b>	<b>—</b>	<b>50,000</b>	<b>4,285,713</b>
<b>OPERATING EXPENSES</b>											
Salaries and employee benefits	—	—	—	—	581,330	—	—	—	—	—	581,330
Supplies, services, and other charges	9,114	—	—	—	270,018	12,760	382,297	—	—	—	674,189
Claims expense	2,828,838	216,808	(42,717)	—	—	—	—	—	—	—	3,002,929
Professional services	29,400	—	—	—	—	—	—	—	—	—	29,400
Administrative fees	461,064	15,078	17,105	—	—	—	—	—	—	—	493,247
Other post employment benefit expense	92,200	—	—	—	—	—	—	—	—	—	92,200
Depreciation	—	—	—	—	13,490	—	—	—	—	—	13,490
<b>Total operating expenses</b>	<b>3,420,616</b>	<b>231,886</b>	<b>(25,612)</b>	<b>—</b>	<b>864,838</b>	<b>12,760</b>	<b>382,297</b>	<b>—</b>	<b>—</b>	<b>—</b>	<b>4,886,785</b>
<b>Operating income (loss)</b>	<b>(932,091)</b>	<b>35,093</b>	<b>25,612</b>	<b>—</b>	<b>(56,204)</b>	<b>235,714</b>	<b>33,773</b>	<b>7,031</b>	<b>—</b>	<b>50,000</b>	<b>(601,072)</b>
<b>NONOPERATING REVENUES (EXPENSES)</b>											
Investment income	9,374	542	3,976	1,112	4,039	6,102	1,157	361	165	1,383	28,211
Gain/(Loss) on sale of capital assets	—	—	—	—	(2,869)	—	—	—	—	—	(2,869)
<b>Total nonoperating revenues (expenses)</b>	<b>9,374</b>	<b>542</b>	<b>3,976</b>	<b>1,112</b>	<b>1,170</b>	<b>6,102</b>	<b>1,157</b>	<b>361</b>	<b>165</b>	<b>1,383</b>	<b>25,342</b>
<b>Income before transfers</b>	<b>(922,717)</b>	<b>35,635</b>	<b>29,588</b>	<b>1,112</b>	<b>(55,034)</b>	<b>241,816</b>	<b>34,930</b>	<b>7,392</b>	<b>165</b>	<b>51,383</b>	<b>(575,730)</b>
Transfers in	—	—	115,212	—	2,896	—	—	—	—	—	118,108
Transfers out	—	—	—	(115,212)	—	—	—	—	—	—	(115,212)
<b>Change in net position</b>	<b>(922,717)</b>	<b>35,635</b>	<b>144,800</b>	<b>(114,100)</b>	<b>(52,138)</b>	<b>241,816</b>	<b>34,930</b>	<b>7,392</b>	<b>165</b>	<b>51,383</b>	<b>(572,834)</b>
<b>NET POSITION, beginning of year</b>	<b>1,491,298</b>	<b>61,353</b>	<b>890,878</b>	<b>114,100</b>	<b>757,091</b>	<b>1,005,963</b>	<b>141,856</b>	<b>61,932</b>	<b>29,701</b>	<b>201,177</b>	<b>4,755,349</b>
<b>NET POSITION, end of year</b>	<b>\$ 568,581</b>	<b>\$ 96,988</b>	<b>\$ 1,035,678</b>	<b>\$ —</b>	<b>\$ 704,953</b>	<b>\$ 1,247,779</b>	<b>\$ 176,786</b>	<b>\$ 69,324</b>	<b>\$ 29,866</b>	<b>\$ 252,560</b>	<b>\$ 4,182,515</b>

# BOONE COUNTY, MISSOURI

## COMBINING STATEMENT OF CASH FLOWS - INTERNAL SERVICE FUNDS For The Year Ended December 31, 2014

	Self-Insured Health Plan	Self-Insured Dental Plan	Self-Insured Workers' Comp	Self-Insured Workers' Comp Loss Control	Facilities and Grounds	Bldg/Grnd Capital R & R	Utilities	Family Health Ctr Capital R & R	Health Department Capital R & R	Public Works Capital R & R	Total
<b>CASH FLOWS FROM OPERATING ACTIVITIES</b>											
Receipts from customers	\$ 2,502,292	\$ 267,088	\$ —	\$ —	\$ 805,355	\$ 248,474	\$ 416,070	\$ 7,031	\$ —	\$ 50,000	\$ 4,296,310
Other operating cash receipts	—	—	—	—	3,279	—	—	—	—	—	3,279
Payments to employees	—	—	—	—	(572,884)	—	—	—	—	—	(572,884)
Payments to suppliers for goods and services	(3,302,778)	(202,564)	(111,731)	(3,423)	(256,680)	(12,783)	(384,190)	—	—	—	(4,274,149)
Net cash provided by (used in) operating activities	<u>(800,486)</u>	<u>64,524</u>	<u>(111,731)</u>	<u>(3,423)</u>	<u>(20,930)</u>	<u>235,691</u>	<u>31,880</u>	<u>7,031</u>	<u>—</u>	<u>50,000</u>	<u>(547,444)</u>
<b>CASH FLOWS PROVIDED BY (USED IN) NONCAPITAL FINANCING ACTIVITIES</b>											
Operating subsidies and transfers to other funds	—	—	115,212	(115,212)	2,896	—	—	—	—	—	2,896
<b>CASH FLOWS FROM CAPITAL AND RELATED FINANCING ACTIVITIES</b>											
Proceeds from sales or trade-ins	—	—	—	—	1,750	—	—	—	—	—	1,750
Purchase of capital assets	—	—	—	—	(74,009)	—	—	—	—	—	(74,009)
Net cash used in capital and related financing activities	<u>—</u>	<u>—</u>	<u>—</u>	<u>—</u>	<u>(72,259)</u>	<u>—</u>	<u>—</u>	<u>—</u>	<u>—</u>	<u>—</u>	<u>(72,259)</u>
<b>CASH FLOWS FROM INVESTING ACTIVITIES</b>											
Proceeds from sales and maturities of investments	3,275,927	203,338	535,259	118,704	912,220	20,819	385,672	457	204	1,721	5,454,321
Purchase of investments	(2,485,590)	(268,353)	(542,613)	(1,323)	(825,951)	(262,220)	(418,646)	(7,833)	(365)	(53,016)	(4,865,910)
Interest	10,149	491	3,873	1,254	4,024	5,710	1,094	345	161	1,295	28,396
Net cash provided by (used in) investing activities	<u>800,486</u>	<u>(64,524)</u>	<u>(3,481)</u>	<u>118,635</u>	<u>90,293</u>	<u>(235,691)</u>	<u>(31,880)</u>	<u>(7,031)</u>	<u>—</u>	<u>(50,000)</u>	<u>616,807</u>
Net increase in cash and cash equivalents	—	—	—	—	—	—	—	—	—	—	—
Cash and cash equivalents, beginning of year	—	—	15,000	—	—	—	—	—	—	—	15,000
Cash and cash equivalents, end of year	<u>\$ —</u>	<u>\$ —</u>	<u>\$ 15,000</u>	<u>\$ —</u>	<u>\$ —</u>	<u>\$ —</u>	<u>\$ —</u>	<u>\$ —</u>	<u>\$ —</u>	<u>\$ —</u>	<u>\$ 15,000</u>
<b>Reconciliation of operating income (loss) to net cash provided by (used in) operating activities:</b>											
Operating income (loss)	\$ (932,091)	\$ 35,093	\$ 25,612	\$ —	\$ (56,204)	\$ 235,714	\$ 33,773	\$ 7,031	\$ —	\$ 50,000	\$ (601,072)
Depreciation	—	—	—	—	13,490	—	—	—	—	—	13,490
Changes in assets and liabilities:											
Decrease in receivables	13,767	109	—	—	—	—	—	—	—	—	13,876
Increase (decrease) in accounts payable and estimated liability for claims incurred but not paid	25,638	29,322	(137,343)	(3,423)	12,528	(23)	(1,893)	—	—	—	(75,194)
Increase in wages payable	—	—	—	—	5,604	—	—	—	—	—	5,604
Increase in accrued liabilities	—	—	—	—	810	—	—	—	—	—	810
Increase in compensated absences	—	—	—	—	2,842	—	—	—	—	—	2,842
Increase in other post-employment benefit	92,200	—	—	—	—	—	—	—	—	—	92,200
Net cash provided by (used in) operating activities	<u>\$ (800,486)</u>	<u>\$ 64,524</u>	<u>\$ (111,731)</u>	<u>\$ (3,423)</u>	<u>\$ (20,930)</u>	<u>\$ 235,691</u>	<u>\$ 31,880</u>	<u>\$ 7,031</u>	<u>\$ —</u>	<u>\$ 50,000</u>	<u>\$ (547,444)</u>
<b>Noncash investing, capital, and financing activities:</b>											
Net appreciation in value of investments reported at fair value (not classified as cash equivalents)	<u>\$ 3,244</u>	<u>\$ 227</u>	<u>\$ 767</u>	<u>\$ 1,008</u>	<u>\$ 1,416</u>	<u>\$ 2,428</u>	<u>\$ 440</u>	<u>\$ 139</u>	<u>\$ 62</u>	<u>\$ 521</u>	<u>\$ 10,252</u>

# BOONE COUNTY, MISSOURI

---

## FIDUCIARY FUNDS

**Private Purpose Trust Funds** are used to account for all other trust arrangements under which principal and income benefit individuals, private organizations, or other governments.

George Spencer Trust Fund - To account for interest earned on an initial principal deposit. Upon proper authorization, academic scholarships will be awarded from the interest earned.

Union Cemetery Trust Fund - To account for moneys held in trust by the County for the maintenance of Union Cemetery.

Rocky Fork Cemetery Trust Fund - To account for moneys held in trust by the County for the maintenance of Rocky Fork Cemetery.

**Agency Funds** account for moneys and properties held by the County as a trustee, custodian, or agent for individuals, for other governmental units, or for private organizations.

Special Taxing Districts Funds - To account for the moneys held on behalf of various taxing entities. Property taxes and other revenues billed and collected by the County on their behalf are recorded in a special taxing district fund. These moneys are invested by the County Treasurer and transferred to the entity upon request.

Fee Office Funds - To account for the collection and distribution of various fees, taxes, and other revenues.

Collector - To account for all property taxes collected in the County and the subsequent distribution to the various taxing entities.

Circuit Clerk - To account for all fees collected by the Circuit Clerk and the subsequent distribution of those fees to the State, County, or other entities.

### Other Agency Funds:

County Public Schools Fund - To account for fines and forfeitures collected by the circuit court and remitted to all County schools once a year based on the percentage of enrollment in the County.

Criminal Costs Fund - To account for court costs of indigents reimbursed by the state to the County Treasurer. These moneys are then remitted to those parties originally incurring the costs.

Tax Sales Excess Fund - To account for excess proceeds from property sold by the County over the tax liability owed. These moneys must be kept for three years and, if not claimed, are then remitted to County schools.

## BOONE COUNTY, MISSOURI

---

### FIDUCIARY FUNDS (*Continued*)

#### Other Agency Funds (Continued):

Special Election Fund - To account for moneys collected from taxing entities for election costs and the disbursements made in regard to those elections. Any moneys collected in excess of costs are to be remitted back to the taxing entities.

Unclaimed Fees Fund - This fund accounts for stale dated outstanding checks maintained by the County Treasurer for three years after which time the moneys are transferred to the Missouri State Treasurer.

Sheriff's Inmate Fund - To account for moneys held by the County on behalf of inmates.

Boone County Cafeteria Plan Fund - To account for the moneys received and disbursed pursuant to the County's employee benefits cafeteria plan.

County Employee Retirement Fund - To account for the moneys collected and disbursed to the County Employee Retirement Fund (CERF). Pursuant to legislation enacted in August 1994, special fees are collected by various County offices and recorded in this fund, together with employee contributions. The moneys are subsequently transferred to the statewide fund, CERF, where they are invested. The plan is administered by a governing Board of Directors.

Out of County Cash Bonds - To account for bond moneys collected at the Boone County Jail pertaining to other counties' outstanding warrants. The moneys are deposited with the Boone County Treasurer who then disperses the moneys to the appropriate jurisdiction.

Victim Restitution Fund - To account for restitution moneys collected from defendants prior to the disposition of their case.

Other Entity Funds - To account for the moneys held by the County Treasurer and invested on behalf of the following entities: Health Facility Condo Board; the Soil and Water District; the Boone Retirement Center; the Extension Council; the Callahan Watershed District; and the Industrial Development Authority.

Employee Vending Activity Funds - To account for the net proceeds from vending sales. The moneys are used for employee appreciation activities.

---

**BOONE COUNTY, MISSOURI**

---

**COMBINING STATEMENT OF FIDUCIARY NET POSITION  
PRIVATE PURPOSE TRUST FUNDS  
December 31, 2014**

	<u>George Spencer Trust Fund</u>	<u>Union Cemetery Trust Fund</u>	<u>Rocky Fork Cemetery Trust Fund</u>	<u>Total</u>
<b>ASSETS</b>				
Current assets:				
Investments	\$ 32,482	\$ 6,612	\$ 70,082	\$ 109,176
Accrued interest	41	8	91	140
Total assets	<u>32,523</u>	<u>6,620</u>	<u>70,173</u>	<u>109,316</u>
<b>LIABILITIES</b>				
Current liabilities:				
Accounts payable	<u>—</u>	<u>—</u>	190	190
Total liabilities	<u>—</u>	<u>—</u>	<u>190</u>	<u>190</u>
<b>NET POSITION</b>				
Held in trust	<u>32,523</u>	<u>6,620</u>	<u>69,983</u>	<u>109,126</u>
Total net position	<u>\$ 32,523</u>	<u>\$ 6,620</u>	<u>\$ 69,983</u>	<u>\$ 109,126</u>

---

**BOONE COUNTY, MISSOURI**

---

**COMBINING STATEMENT OF CHANGES IN FIDUCIARY NET POSITION  
PRIVATE PURPOSE TRUST FUNDS  
For The Year Ended December 31, 2014**

	<u>George Spencer Trust Fund</u>	<u>Union Cemetery Trust Fund</u>	<u>Rocky Fork Cemetery Trust Fund</u>	<u>Total</u>
<b>ADDITIONS</b>				
Investment income	\$ 179	\$ 39	\$ 400	\$ 618
Total additions	<u>179</u>	<u>39</u>	<u>400</u>	<u>618</u>
<b>DEDUCTIONS</b>				
Scholarships	87	—	—	87
Supplies, services, and other charges	—	720	2,413	3,133
Total deductions	<u>87</u>	<u>720</u>	<u>2,413</u>	<u>3,220</u>
Change in net assets	92	(681)	(2,013)	(2,602)
NET POSITION, beginning of year	<u>32,431</u>	<u>7,301</u>	<u>71,996</u>	<u>111,728</u>
NET POSITION, end of year	\$ <u>32,523</u>	\$ <u>6,620</u>	\$ <u>69,983</u>	\$ <u>109,126</u>

**BOONE COUNTY, MISSOURI**

**COMBINING SCHEDULE OF FIDUCIARY ASSETS AND LIABILITIES -  
AGENCY FUNDS  
December 31, 2014**

	<u>Special Taxing Districts</u>	<u>Circuit Clerk</u>	<u>Collector</u>	<u>Other</u>	<u>Total</u>
<b>ASSETS</b>					
Current assets:					
Cash and cash equivalents	\$ 534,110	\$ 732,222	\$ 20,067,561	\$ 76,574	\$ 21,410,467
Investments	23,285,111	610,032	112,500,000	1,501,180	137,896,323
Accrued interest	29,904	—	—	2,127	32,031
Accounts receivable	—	—	—	1,825	1,825
Property taxes receivable	—	—	19,055,360	—	19,055,360
Due from others	—	—	509,738	1,863	511,601
	<u>—</u>	<u>—</u>	<u>509,738</u>	<u>1,863</u>	<u>511,601</u>
Total assets	\$ <u>23,849,125</u>	\$ <u>1,342,254</u>	\$ <u>152,132,659</u>	\$ <u>1,583,569</u>	\$ <u>178,907,607</u>
<b>LIABILITIES</b>					
Accounts payable	\$ —	\$ —	\$ 73,596	\$ 67,651	\$ 141,247
Due to other political subdivisions	<u>23,849,125</u>	<u>1,342,254</u>	<u>152,059,063</u>	<u>1,515,918</u>	<u>178,766,360</u>
Total liabilities	\$ <u>23,849,125</u>	\$ <u>1,342,254</u>	\$ <u>152,132,659</u>	\$ <u>1,583,569</u>	\$ <u>178,907,607</u>

**BOONE COUNTY, MISSOURI**

**COMBINING SCHEDULE OF CHANGES IN ASSETS AND LIABILITIES -  
FIDUCIARY FUNDS - AGENCY FUNDS  
For The Year Ended December 31, 2014**

	Balance January 1, 2014	Additions	Deductions	Balance December 31, 2014
<b>TOTALS ALL AGENCY FUNDS</b>				
<b>Assets:</b>				
Cash and cash equivalents	\$ 23,038,550	\$ 323,073,525	\$ 324,701,608	\$ 21,410,467
Investments	118,423,849	133,959,851	114,487,377	137,896,323
Accrued interest	20,207	133,121	121,297	32,031
Accounts receivable	3,789	1,825	3,789	1,825
Property taxes receivable	18,437,379	60,804,269	60,186,288	19,055,360
Due from others	455,485	2,025,278	1,969,162	511,601
	<u>160,379,259</u>	<u>519,997,869</u>	<u>501,469,521</u>	<u>178,907,607</u>
Total assets	\$ <u>160,379,259</u>	\$ <u>519,997,869</u>	\$ <u>501,469,521</u>	\$ <u>178,907,607</u>
<b>Liabilities:</b>				
Accounts payable	\$ 94,004	\$ 93,174,558	\$ 93,127,315	\$ 141,247
Due to other political subdivisions	160,285,255	264,830,717	246,349,612	178,766,360
	<u>160,379,259</u>	<u>358,005,275</u>	<u>339,476,927</u>	<u>178,907,607</u>
Total liabilities	\$ <u>160,379,259</u>	\$ <u>358,005,275</u>	\$ <u>339,476,927</u>	\$ <u>178,907,607</u>

*(Continued)*



**BOONE COUNTY, MISSOURI**

**COMBINING SCHEDULE OF CHANGES IN ASSETS AND LIABILITIES -  
FIDUCIARY FUNDS - AGENCY FUNDS  
For The Year Ended December 31, 2014**

	Balance January 1, 2014	Additions	Deductions	Balance December 31, 2014
	<u>          </u>	<u>          </u>	<u>          </u>	<u>          </u>
<b>SPECIAL TAXING DISTRICTS</b>				
Assets:				
Cash and cash equivalents	\$ 605,429	\$ 2,969,890	\$ 3,041,209	\$ 534,110
Investments	14,989,961	18,694,751	10,399,601	23,285,111
Accrued interest	<u>18,520</u>	<u>124,007</u>	<u>112,623</u>	<u>29,904</u>
Total assets	\$ <u>15,613,910</u>	\$ <u>21,788,648</u>	\$ <u>13,553,433</u>	\$ <u>23,849,125</u>
Liabilities:				
Due to other political subdivisions	\$ <u>15,613,910</u>	\$ <u>24,084,419</u>	\$ <u>15,849,204</u>	\$ <u>23,849,125</u>
Total liabilities	\$ <u>15,613,910</u>	\$ <u>24,084,419</u>	\$ <u>15,849,204</u>	\$ <u>23,849,125</u>
<b>FEE OFFICES—CIRCUIT CLERK</b>				
Assets:				
Cash and cash equivalents	\$ 149,131	\$ 6,727,194	\$ 6,144,103	\$ 732,222
Investments	<u>606,498</u>	<u>7,721</u>	<u>4,187</u>	<u>610,032</u>
Total assets	\$ <u>755,629</u>	\$ <u>6,734,915</u>	\$ <u>6,148,290</u>	\$ <u>1,342,254</u>
Liabilities:				
Due to other political subdivisions	\$ <u>755,629</u>	\$ <u>6,734,915</u>	\$ <u>6,148,290</u>	\$ <u>1,342,254</u>
Total liabilities	\$ <u>755,629</u>	\$ <u>6,734,915</u>	\$ <u>6,148,290</u>	\$ <u>1,342,254</u>

*(Continued)*

---

**BOONE COUNTY, MISSOURI**

---

**COMBINING SCHEDULE OF CHANGES IN ASSETS AND LIABILITIES -  
FIDUCIARY FUNDS - AGENCY FUNDS  
For The Year Ended December 31, 2014**

	Balance January 1, 2014	Additions	Deductions	Balance December 31, 2014
	<u>                    </u>	<u>                    </u>	<u>                    </u>	<u>                    </u>
<b>FEE OFFICES—COLLECTOR</b>				
Assets:				
Cash and cash equivalents	\$ 22,266,563	\$ 312,056,046	\$ 314,255,048	\$ 20,067,561
Investments	101,500,000	112,500,000	101,500,000	112,500,000
Property taxes receivable	18,437,379	60,804,269	60,186,288	19,055,360
Due from others	455,485	2,023,415	1,969,162	509,738
	<u>                    </u>	<u>                    </u>	<u>                    </u>	<u>                    </u>
Total assets	\$ <u>142,659,427</u>	\$ <u>487,383,730</u>	\$ <u>477,910,498</u>	\$ <u>152,132,659</u>
Liabilities:				
Accounts payable	\$ 91,906	\$ 92,334,281	\$ 92,352,591	\$ 73,596
Due to other political subdivisions	142,567,521	230,188,739	220,697,197	152,059,063
	<u>                    </u>	<u>                    </u>	<u>                    </u>	<u>                    </u>
Total liabilities	\$ <u>142,659,427</u>	\$ <u>322,523,020</u>	\$ <u>313,049,788</u>	\$ <u>152,132,659</u>

*(Continued)*

---

**BOONE COUNTY, MISSOURI**

---

**COMBINING SCHEDULE OF CHANGES IN ASSETS AND LIABILITIES -  
FIDUCIARY FUNDS - AGENCY FUNDS  
For The Year Ended December 31, 2014**

	Balance January 1, 2014	Additions	Deductions	Balance December 31, 2014
	<u>                    </u>	<u>                    </u>	<u>                    </u>	<u>                    </u>
<b>OTHER AGENCY FUNDS</b>				
Assets:				
Cash and cash equivalents	\$ 17,427	\$ 1,320,395	\$ 1,261,248	\$ 76,574
Investments	1,327,390	2,757,379	2,583,589	1,501,180
Accrued interest	1,687	9,114	8,674	2,127
Accounts receivable	3,789	1,825	3,789	1,825
Due from others	—	1,863	—	1,863
	<u>                    </u>	<u>                    </u>	<u>                    </u>	<u>                    </u>
Total assets	\$ <u>1,350,293</u>	\$ <u>4,090,576</u>	\$ <u>3,857,300</u>	\$ <u>1,583,569</u>
Liabilities:				
Accounts payable	\$ 2,098	\$ 840,277	\$ 774,724	\$ 67,651
Due to other political subdivisions	1,348,195	3,822,644	3,654,921	1,515,918
	<u>                    </u>	<u>                    </u>	<u>                    </u>	<u>                    </u>
Total liabilities	\$ <u>1,350,293</u>	\$ <u>4,662,921</u>	\$ <u>4,429,645</u>	\$ <u>1,583,569</u>

**BOONE COUNTY, MISSOURI**  
**STATISTICAL SECTION**  
(Unaudited)

This section of the comprehensive annual financial report presents detailed information as a context for understanding the financial statements, note disclosures, required supplementary information, and other supplementary information. This section is intended to aid the reader in drawing conclusions about the county's overall financial health.

**Table Page**

***Financial Trends***

These schedules contain trend information to help the reader understand how the County's financial performance and well-being have changed over time:

Net Position by Component	1	153
Changes in Net Position	2	154 - 155
Fund Balances of Governmental Funds	3	156 - 157
Changes in Fund Balances of Governmental Funds	4	158

***Revenue Capacity***

These schedules contain information to help the reader assess the factors affecting the County's ability to generate its primary revenue source, sales tax:

Taxable Sales by Category	5	159
Direct and Overlapping Sales Tax Rates	6	160
Overlapping Sales Tax Rates - County, State, County and Cities	7	161 - 162

***Debt Capacity***

These schedules present information to help the reader assess the affordability of the County's current levels of outstanding debt and the County's ability to issue additional debt in the future.

Ratios of Outstanding Debt by Type	8	163
Ratios of General Bonded Debt Outstanding	9	164
Legal Debt Margin	10	165
Pledged-Revenue Coverage	11	166

***Demographic and Economic Information***

These schedules offer demographic and economic indicators to help the reader understand the environment within which the County's financial activities take place and to help make comparisons over time and with other governments:

Demographic and Economic Statistics	12	167
Principal Employers	13	168

***Operating Information***

These schedules contain information about the County's operations and resources to help the reader understand how the County's financial information relates to the services the County provides and the activities it performs.

Full-Time Equivalent County Employees by Function	14	169
Operating Indicators by Function	15	170
Capital Asset Statistics by Function	16	171

**BOONE COUNTY, MISSOURI**

**NET POSITION BY COMPONENT  
LAST TEN FISCAL YEARS**

**Table 1**

	Fiscal Year									
	2005	2006	2007	2008	2009	2010	2011	2012	2013	2014
Governmental Activities										
Net investment in capital assets	\$ 39,783,056	\$ 86,587,212	\$ 84,283,160 *	\$ 86,300,817	\$ 83,875,914	\$ 83,464,300	\$ 87,096,999	\$ 90,132,689	\$ 89,268,029	\$ 89,021,545
Restricted	12,532,993	18,182,305	23,598,191	20,988,696	23,366,471	22,828,919	24,728,485	21,540,760	29,028,407	43,246,827
Unrestricted	11,547,276	10,603,858	10,597,314	10,637,900	8,213,386	9,865,032	11,288,329	13,032,562	14,225,218	15,256,901
Total governmental activities net assets	<u>63,863,325</u>	<u>115,373,375</u>	<u>118,478,665</u>	<u>117,927,413</u>	<u>115,455,771</u>	<u>116,158,251</u>	<u>123,113,813</u>	<u>124,706,011</u>	<u>132,521,654</u>	<u>147,525,273</u>
Total government net position	<u>\$ 63,863,325</u>	<u>\$ 115,373,375</u>	<u>\$ 118,478,665</u>	<u>\$ 117,927,413</u>	<u>\$ 115,455,771</u>	<u>\$ 116,158,251</u>	<u>\$ 123,113,813</u>	<u>\$ 124,706,011</u>	<u>\$ 132,521,654</u>	<u>\$ 147,525,273</u>

\* GASB Statement No. 34 included retrospective reporting requirements for infrastructure, effective FY2007. Accordingly, the County has restated FY2006 net assets for this table; the total has been increased by \$43,259,594.

Notes:

The County does not operate business type activities. As a result, the amounts presented above for governmental activities represent those for the County as a whole.

**BOONE COUNTY, MISSOURI**

**CHANGES IN NET POSITION  
LAST TEN FISCAL YEARS**

**Table 2**

	Fiscal Year									
	2005	2006	2007	2008	2009	2010	2011	2012	2013	2014
<b>Expenses</b>										
Governmental activities:										
General Government Operations	\$ 6,520,149	\$ 8,235,033	\$ 8,351,758	\$ 8,696,371	\$ 7,302,080	\$ 8,119,470	\$ 7,341,766	\$ 8,455,464	\$ 8,439,738	\$ 9,086,015
Public safety and judicial	15,556,658	16,452,287	18,355,489	18,501,921	18,630,308	18,502,876	18,593,933	18,598,863	19,634,153	22,083,370
Environment, protective inspection, and infrastructure	12,378,735	14,217,727	20,929,029	21,187,500	21,538,558	18,884,566	17,605,235	20,891,071	18,354,794	18,215,369
Community health and public services	1,232,866	1,171,702	1,316,693	1,219,204	1,219,320	1,485,975	1,424,814	1,495,249	1,452,008	2,208,464
Economic vitality	67,875	66,000	66,000	66,000	66,000	55,000	54,000	553,000	53,000	53,000
Beautification and recreation	39,842	41,008	42,141	56,485	58,877	65,551	215,638	317,155	335,338	346,172
Interest and fiscal charges	320,576	284,280	277,262	262,562	279,209	325,338	286,980	134,465	103,572	90,734
Total governmental activities expenses	<u>36,116,701</u>	<u>40,468,037</u>	<u>49,338,372</u>	<u>49,990,043</u>	<u>49,094,352</u>	<u>47,438,776</u>	<u>45,522,366</u>	<u>50,445,267</u>	<u>48,372,603</u>	<u>52,083,124</u>
<b>Program Revenues</b>										
Governmental activities:										
Charges for services:										
General Government Operations	3,588,425	3,941,928	3,881,039	3,827,206	3,826,596	6,030,412	4,632,770	4,519,495	4,418,508	4,392,502
Public safety and judicial	1,580,250	1,660,417	1,702,664	1,779,705	1,955,473	2,563,314	1,819,092	1,857,736	1,767,989	1,600,100
Environment, protective inspection, and infrastructure	602,688	944,932	404,570	344,496	232,836	587,435	970,925	1,704,095	795,080	973,242
Other	36,951	34,355	35,258	37,192	39,991	99,785	110,240	101,564	129,307	121,507
Operating grants and contributions:	4,079,444	4,174,709	4,664,023	4,190,088	4,713,632	3,817,341	3,845,307	4,103,952	3,237,307	3,648,278
Capital grants and contributions:	96,000	2,306,349	1,049,328	798,921	—	1,207,360	766,419	1,633,372	204,298	—
Total governmental activities program revenues	<u>9,983,758</u>	<u>13,062,690</u>	<u>11,736,882</u>	<u>10,977,608</u>	<u>10,768,528</u>	<u>14,305,647</u>	<u>12,144,753</u>	<u>13,920,214</u>	<u>10,552,489</u>	<u>10,735,629</u>
<b>Net (Expense)/Revenue</b>										
Total government net expense	(26,132,943)	(27,405,347)	(37,601,490)	(39,012,435)	(38,325,824)	(33,133,129)	(33,377,613)	(36,525,053)	(37,820,114)	(41,347,495)

*(Continued)*

**BOONE COUNTY, MISSOURI**

**CHANGES IN NET POSITION  
LAST TEN FISCAL YEARS**

**Table 2 (Continued)**

	Fiscal Year									
	2005	2006	2007	2008	2009	2010	2011	2012	2013	2014
<b>General Revenues and Other Changes in Net Position</b>										
Governmental Activities:										
Property taxes	\$ 3,467,469	\$ 3,900,415	\$ 4,052,018	\$ 4,182,556	\$ 4,227,381	\$ 4,170,985	\$ 4,420,751	\$ 4,479,317	\$ 4,527,182	\$ 4,769,223
Sales Taxes	25,452,011	27,751,933	31,463,171	30,948,772	28,967,457	26,661,012	27,990,651	29,062,645	37,551,262	48,137,972
Franchise and other taxes	193,172	213,759	222,558	204,337	283,856	215,447	213,916	211,339	215,436	186,189
Investment revenue	660,643	1,311,016	1,640,430	1,024,891	221,272	194,400	392,522	167,498	45,216	242,745
Hospital lease revenue	1,477,571	1,528,104	1,566,918	1,630,692	1,632,323	2,178,028	2,203,198	3,754,294	2,293,068	2,327,005
Gain on sale of capital assets	255,692	37,012	2,654	191	50,407	19,525	452	3,404	210,676	91,278
Miscellaneous	432,654	913,564	1,759,031	469,744	471,486	396,212	293,919	438,754	792,917	596,702
Total governmental activities general revenues	<u>31,939,212</u>	<u>35,655,803</u>	<u>40,706,780</u>	<u>38,461,183</u>	<u>35,854,182</u>	<u>33,835,609</u>	<u>35,515,409</u>	<u>38,117,251</u>	<u>45,635,757</u>	<u>56,351,114</u>
<b>Change in Net Position</b>	<u>\$ 5,806,269</u>	<u>\$ 8,250,456</u>	<u>\$ 3,105,290</u>	<u>\$ (551,252)</u>	<u>\$ (2,471,642)</u>	<u>\$ 702,480</u>	<u>\$ 2,137,796</u>	<u>\$ 1,592,198</u>	<u>\$ 7,815,643</u>	<u>\$ 15,003,619</u>

Notes:

The County does not operate business type activities. As a result, the amounts presented above for the governmental activities represent those for the County as a whole.

**BOONE COUNTY, MISSOURI**

**FUND BALANCES OF GOVERNMENTAL FUNDS  
LAST TEN YEARS**

**Table 3**

	Fiscal Year									
	2005	2006	2007	2008	2009	2010	2011	2012	2013	2014
<b>Major Funds:</b>										
<b>General Fund</b>										
Nonspendable	*	*	*	*	*	*	\$ 13,189	\$ 10,239	\$ 30,610	\$ 46,191
Restricted	*	*	*	*	*	*	400,578	3,030	3,041	3,056
Assigned	*	*	*	*	*	*	2,653,339	2,020,723	1,816,074	2,775,629
Unassigned	*	*	*	*	*	*	6,026,997	8,590,197	10,420,917	11,197,646
Reserved	\$ 889,818	\$ 624,002	\$ 703,031	\$ 568,077	\$ 644,442	\$ 744,884	—	—	—	—
Unreserved										
Designated	2,200,000	—	—	—	—	—	—	—	—	—
Undesignated	7,559,716	7,860,355	7,311,833	6,868,246	6,749,993	7,206,493	—	—	—	—
Total General Fund	<u>\$ 10,649,534</u>	<u>\$ 8,484,357</u>	<u>\$ 8,014,864</u>	<u>\$ 7,436,323</u>	<u>\$ 7,394,435</u>	<u>\$ 7,951,377</u>	<u>\$ 9,094,103</u>	<u>\$ 10,624,189</u>	<u>\$ 12,270,642</u>	<u>\$ 14,022,522</u>
<b>Road and Bridge Fund</b>										
Nonspendable	a	a	a	a	a	a	\$ —	\$ —	\$ —	\$ 25
Restricted	*	*	*	*	*	*	10,740,116	9,248,952	9,093,841	10,676,003
Reserved	\$ 2,411,516	\$ 1,241,348	\$ 1,133,864	\$ 1,340,571	\$ 1,622,614	\$ 1,421,438	—	—	—	—
Unreserved										
Designated	—	500,000	500,000	1,039,400	1,039,400	1,039,400	—	—	—	—
Undesignated	4,089,014	5,320,265	7,114,339	6,663,439	5,699,725	6,625,165	—	—	—	—
Total Road and Bridge Fund	<u>\$ 6,500,530</u>	<u>\$ 7,061,613</u>	<u>\$ 8,748,203</u>	<u>\$ 9,043,410</u>	<u>\$ 8,361,739</u>	<u>\$ 9,086,003</u>	<u>\$ 10,740,116</u>	<u>\$ 9,248,952</u>	<u>\$ 9,093,841</u>	<u>\$ 10,676,028</u>
<b>Community Children's Services Fund</b>										
Restricted	\$ *	\$ *	\$ *	\$ *	\$ *	\$ *	\$ —	\$ —	\$ 4,746,689	\$ 10,591,763
<b>911/Emergency Managements Sales Tax Fund</b>										
Restricted	\$ *	\$ *	\$ *	\$ *	\$ *	\$ *	\$ —	\$ —	\$ 2,417,928	\$ 8,226,170
<b>Law Enforcement Services Fund</b>										
Restricted	*	*	*	*	*	*	\$ 1,641,578	\$ 1,896,275	\$ 2,240,809	\$ 2,646,495
Reserved	\$ 34,051	\$ 307,307	\$ 89,426	\$ 22,817	\$ 14,411	\$ 8,266	—	—	—	—
Unreserved										
Designated	250,000	250,000	250,000	879,000	879,000	879,000	—	—	—	—
Undesignated	763,388	1,075,464	1,125,325	607,399	529,276	598,860	—	—	—	—
Total Law Enforcement Services Fund	<u>\$ 1,047,439</u>	<u>\$ 1,632,771</u>	<u>\$ 1,464,751</u>	<u>\$ 1,509,216</u>	<u>\$ 1,422,687</u>	<u>\$ 1,486,126</u>	<u>\$ 1,641,578</u>	<u>\$ 1,896,275</u>	<u>\$ 2,240,809</u>	<u>\$ 2,646,495</u>
<b>Capital Project Funds (a)</b>										
Reserved	\$ —	\$ —	\$ —	\$ —	\$ 906,826	\$ —	\$ —	\$ —	\$ —	\$ —
Unreserved	—	—	—	—	3,443,590	—	—	—	—	—
Total Capital Project Fund	<u>\$ —</u>	<u>\$ —</u>	<u>\$ —</u>	<u>\$ —</u>	<u>\$ 4,350,416</u>	<u>\$ —</u>	<u>\$ —</u>	<u>\$ —</u>	<u>\$ —</u>	<u>\$ —</u>
<b>Federal HAVA Election Fund</b>										
Unreserved	\$ —	\$ (113,234)	\$ —	\$ —	\$ —	\$ —	\$ —	\$ —	\$ —	\$ —

*(Continued)*



**BOONE COUNTY, MISSOURI**

**FUND BALANCES OF GOVERNMENTAL FUNDS  
LAST TEN YEARS**

**Table 3 (Continued)**

	Fiscal Year									
	2005	2006	2007	2008	2009	2010	2011	2012	2013	2014
<b>One-Fifth Cent Sales Tax Capital Improvement Fund</b>										
Reserved	\$ —	\$ 3,382,586	\$ 7,089,020	\$ 2,189,704	\$ 657,638	\$ —	\$ —	\$ —	\$ —	\$ —
<b>Neighborhood Improvement Districts Fund</b>										
Reserved	\$ —	\$ —	\$ —	\$ —	\$ —	\$ 60	\$ —	\$ —	\$ —	\$ —
Unreserved	—	—	—	—	—	(620,450)	—	—	—	—
Total Neighborhood Improvement Districts Fund	\$ —	\$ —	\$ —	\$ —	\$ —	\$ (620,390)	\$ —	\$ —	\$ —	\$ —
<b>Series 2008 GO Bond Sewer NID DNR Fund</b>										
Restricted	*	*	*	*	*	*	\$ 101,556	\$ 193,011	\$ 217,580	\$ —
Reserved	\$ —	\$ —	\$ —	\$ —	\$ —	\$ 105,641	—	—	—	—
Unreserved	—	—	—	—	—	—	—	—	—	—
Total Series 2008 GO Bond Sewer NID DNR Fund	\$ —	\$ —	\$ —	\$ —	\$ —	\$ 105,641	\$ 101,556	\$ 193,011	\$ 217,580	\$ —
<b>Non Major Funds (all other governmental funds):</b>										
Nonspendable	*	*	*	*	*	*	\$ 3,419	\$ 511	\$ —	\$ 160
Restricted	*	*	*	*	*	*	8,547,373	7,600,249	7,638,203	8,889,667
Committed	*	*	*	*	*	*	1,356,472	886,389	1,160,917	799,012
Assigned	*	*	*	*	*	*	239,244	258,587	272,549	303,592
Unassigned	*	*	*	*	*	*	(13,411)	(37)	(9,465)	—
Reserved	\$ 2,033,106	\$ 2,131,335	\$ 2,011,361	\$ 4,209,498	\$ 4,063,769	\$ 2,991,637	—	—	—	—
Unreserved, reported in:										
Special revenue funds	2,934,381	3,605,626	4,154,991	3,862,723	3,320,068	4,689,103	—	—	—	—
Debt service funds	—	—	—	—	—	—	—	—	—	—
Capital project funds	269,146	421,968	295,568	2,529,885	790,314	3,307,425	—	—	—	—
Total all non major governmental funds	\$ 5,236,633	\$ 6,158,929	\$ 6,461,920	\$ 10,602,106	\$ 8,174,151	\$ 10,988,165	\$ 10,133,097	\$ 8,745,699	\$ 9,062,204	\$ 9,992,431
<b>Total fund balance- all governmental funds combined</b>	\$ 23,434,136	\$ 26,607,022	\$ 31,778,758	\$ 30,780,759	\$ 30,361,066	\$ 28,996,922	\$ 31,710,450	\$ 30,708,126	\$ 40,049,693	\$ 56,155,409

\* GASB Statement No. 54, *Fund Balance Reporting and Governmental Fund Type Definitions*, was adopted by the County in 2011.

# BOONE COUNTY, MISSOURI

## CHANGES IN FUND BALANCES, GOVERNMENTAL FUNDS LAST TEN YEARS

**Table 4**

	2005	2006	2007	2008	2009	2010	2011	2012	2013	2014
<b>Revenues:</b>										
Property taxes	\$ 3,530,953	\$ 3,772,895	\$ 4,032,706	\$ 4,160,203	\$ 4,212,637	\$ 4,190,527	\$ 4,424,910	\$ 4,471,097	\$ 4,538,698	\$ 4,774,469
Assessments	226,077	206,031	148,743	105,288	182,385	762,157	343,478	308,739	232,494	303,673
Sales taxes	25,452,011	27,751,933	31,463,171	30,948,772	28,967,457	26,661,012	27,990,651	29,062,645	37,551,262	48,137,972
Other taxes	162,240	175,895	185,691	179,159	157,199	149,297	141,583	138,977	143,800	154,082
Licenses and permits	471,331	476,771	454,054	360,946	352,289	512,541	456,268	473,460	673,035	640,995
Intergovernmental	4,398,261	5,338,568	4,884,000	4,397,129	5,032,989	4,935,782	4,141,415	4,960,851	3,458,898	3,762,946
Charges for services	4,769,872	5,470,963	5,105,838	5,126,334	5,101,833	5,588,929	5,504,889	6,940,268	5,796,871	5,822,097
Fines and forfeitures	27,846	22,774	23,121	41,167	44,443	40,846	43,958	67,877	38,859	36,885
Investment income	564,710	1,082,934	1,345,231	878,200	190,061	158,736	349,630	139,898	41,356	214,534
Interfund services provided	225,310	255,814	239,962	240,205	250,552	412,086	585,664	530,066	441,604	448,202
Miscellaneous:										
Hospital lease revenue	1,477,571	1,528,104	1,566,918	1,630,692	1,632,323	2,178,028	2,203,198	3,754,294	2,293,068	2,327,005
Contributions	1,110	150	8,500	15,000	18,768	49,416	6,950	8,542	30,500	70,875
Other	555,562	426,262	446,365	516,098	506,889	434,878	354,752	473,402	526,229	502,228
<b>Total revenues</b>	<b>41,862,854</b>	<b>46,509,094</b>	<b>49,904,300</b>	<b>48,599,193</b>	<b>46,649,825</b>	<b>46,074,235</b>	<b>46,547,346</b>	<b>51,330,116</b>	<b>55,766,674</b>	<b>67,195,963</b>
<b>Expenditures:</b>										
General government operations	6,076,780	7,307,779	7,153,954	7,638,125	6,641,324	7,696,353	6,752,060	7,647,250	7,175,309	8,005,835
Public safety and judicial	15,250,197	16,245,940	16,726,536	17,362,611	17,873,735	17,427,106	17,496,691	17,247,956	17,396,016	20,579,810
Environment, protective inspection, and infrastructure	12,884,216	14,827,772	14,425,088	15,448,208	17,427,875	14,994,403	13,815,875	18,561,330	15,230,591	15,950,797
Community health and public services	1,232,866	1,171,702	1,227,491	1,238,888	1,167,384	1,422,967	1,376,464	1,446,899	1,402,253	2,147,524
Economic vitality	67,875	66,000	66,000	66,000	66,000	55,000	54,000	553,000	53,000	53,000
Beautification and recreation	39,842	41,008	42,141	56,485	58,877	65,551	215,638	312,225	335,338	346,172
Interfund services used	225,310	255,814	239,962	240,205	250,552	412,086	585,664	530,066	441,604	448,202
Capital outlay	4,651,099	3,414,011	4,527,205	8,632,511	3,056,598	5,711,793	3,129,260	3,581,869	4,723,913	3,402,541
Debt service:										
Principal retirement	461,454	402,000	413,000	466,000	444,000	1,139,600	703,607	2,339,800	543,800	550,700
Interest and fiscal charges	272,669	290,888	288,609	273,757	283,790	323,530	292,879	212,707	118,946	106,197
<b>Total expenditures</b>	<b>41,162,308</b>	<b>44,022,914</b>	<b>45,109,986</b>	<b>51,422,790</b>	<b>47,270,135</b>	<b>49,248,389</b>	<b>44,422,138</b>	<b>52,433,102</b>	<b>47,420,770</b>	<b>51,590,778</b>
Revenues over (under) expenditures	700,546	2,486,180	4,794,314	(2,823,597)	(620,310)	(3,174,154)	2,125,208	(1,102,986)	8,345,904	15,605,185
<b>Other Financing Sources (Uses):</b>										
Issuance of long-term debt	2,005,000	182,000	—	1,700,000	—	—	—	2,256,821	—	—
Payment to refunded bond escrow agent	—	—	—	—	—	—	—	(2,495,589)	—	—
Issuance of General Obligation Bonds	—	—	—	—	—	327,675	562,132	—	—	—
Issuance of Special Obligation Bonds	—	—	—	—	—	830,000	—	—	—	—
Transfers in	404,338	2,626,876	827,009	3,101,867	4,736,420	1,928,355	470,531	2,243,124	846,002	1,218,511
Transfers out	(404,338)	(2,626,876)	(827,009)	(3,101,867)	(4,736,420)	(1,399,681)	(514,209)	(2,243,124)	(846,002)	(1,221,407)
Insurance proceeds	—	237,622	160,822	26,823	28,621	34,247	11,281	102,635	354,050	194,249
Sale of capital assets	650,048	267,084	216,600	98,775	171,996	89,414	58,585	236,795	641,613	309,178
<b>Total other financing sources (uses)</b>	<b>2,655,048</b>	<b>686,706</b>	<b>377,422</b>	<b>1,825,598</b>	<b>200,617</b>	<b>1,810,010</b>	<b>588,320</b>	<b>100,662</b>	<b>995,663</b>	<b>500,531</b>
Net change in fund balances	\$ 3,355,594	\$ 3,172,886	\$ 5,171,736	\$ (997,999)	\$ (419,693)	\$ (1,364,144)	\$ 2,713,528	\$ (1,002,324)	\$ 9,341,567	\$ 16,105,716
Debt service as a percentage of noncapital expenditures	2.1%	1.7%	1.7%	1.7%	1.8%	3.4%	2.4%	5.7%	1.5%	1.4%

# BOONE COUNTY, MISSOURI

## TAXABLE SALES BY CATEGORY LAST TEN FISCAL YEARS

**Table 5**

Category	Fiscal Year									
	2005	2006	2007	2008	2009	2010	2011	2012	2013	2014
General merchandise retail stores	\$ 380,847,908	\$ 409,784,463	\$ 437,041,100	\$ 453,469,833	\$ 451,426,016	\$ 439,263,570	\$ 438,648,110	\$ 445,646,258	\$ 443,183,231	\$ 438,462,272
Eating and drinking establishments	234,119,630	245,901,932	250,882,383	256,965,731	259,611,462	268,448,113	280,233,484	296,066,467	306,913,524	317,134,888
Food stores	186,041,430	192,953,568	188,354,313	187,526,069	187,969,216	213,852,221	238,480,728	255,039,275	268,169,951	284,686,881
Miscellaneous retail	205,788,793	211,149,353	208,049,295	170,236,933	164,707,520	169,324,578	172,913,219	186,910,672	193,287,466	194,469,393
Building material; hardware, garden supply	119,695,044	125,371,642	103,195,966	91,171,823	104,943,336	103,631,054	108,986,156	109,475,686	136,531,907	137,864,736
Furniture, home furnishings and equipment	159,096,419	161,784,753	153,295,254	151,389,186	92,408,834	95,754,923	103,023,193	100,502,588	104,363,044	105,980,465
Automotive dealers and gasoline services	49,463,645	55,331,141	59,237,012	64,248,234	90,459,039	90,628,102	97,938,321	97,632,235	89,585,837	143,737,565
Electric, gas, and sanitary	155,552,041	168,540,873	184,998,226	97,425,630	95,986,937	96,927,892	98,332,103	94,196,671	101,872,872	107,778,004
Wholesale trade- durable goods	82,297,426	104,208,957	87,873,156	64,732,353	60,870,568	56,086,290	69,268,607	82,533,989	75,334,761	88,199,320
Apparel and accessories	51,727,564	53,908,741	56,415,889	59,212,790	60,256,938	64,266,113	70,867,115	75,594,864	75,318,848	77,907,757
Wholesale trade- nondurable goods	60,065,524	63,482,358	62,984,255	52,951,149	53,857,991	60,184,732	60,581,495	66,839,533	60,716,366	63,491,663
Communication	79,791,721	87,217,700	86,462,973	90,983,902	95,461,110	95,061,411	82,199,389	62,626,492	62,046,135	70,701,662
All other	320,656,841	334,280,260	328,491,340	467,263,397	434,656,997	444,768,714	476,989,264	529,569,655	579,894,012	586,487,854
<b>Total</b>	<b>\$ 2,085,143,986</b>	<b>\$ 2,213,915,741</b>	<b>\$ 2,207,281,162</b>	<b>\$ 2,207,577,030</b>	<b>\$ 2,152,615,964</b>	<b>\$ 2,198,197,713</b>	<b>\$ 2,298,461,184</b>	<b>\$ 2,402,634,385</b>	<b>\$ 2,497,217,954</b>	<b>\$ 2,616,902,461</b>
Annual percentage change	7.7%	6.2%	-0.3%	0.0%	-2.5%	2.1%	4.6%	4.5%	3.9%	4.8%
County direct sales tax rate	1.125%	1.325%	1.325%	1.325%	1.325%	1.125%	1.125%	1.125%	1.750%	1.750%

Source: Missouri Department of Revenue

## BOONE COUNTY, MISSOURI

### DIRECT AND OVERLAPPING SALES TAX RATES LAST TEN FISCAL YEARS

**Table 6**

Fiscal Year	Boone County Direct Sales Tax Rates						Total County Direct Rate	State of Missouri Rate
	County General Revenue	County Maintenance-Roads	County Community Children's Services	County 911/Emergency Services	County Law Enforcement Services	County Capital Improvement		
2005	0.50%	0.50%	-	-	0.125%	-	1.125%	4.225%
2006	0.50%	0.50%	-	-	0.125%	0.20% *	1.325%	4.225%
2007	0.50%	0.50%	-	-	0.125%	0.20%	1.325%	4.225%
2008	0.50%	0.50%	-	-	0.125%	0.20%	1.325%	4.225%
2009	0.50%	0.50%	-	-	0.125%	0.20% *	1.325%	4.225%
2010	0.50%	0.50%	-	-	0.125%	-	1.125%	4.225%
2011	0.50%	0.50%	-	-	0.125%	-	1.125%	4.225%
2012	0.50%	0.50%	-	-	0.125%	-	1.125%	4.225%
2013	0.50%	0.50%	0.250%	0.375%	0.125%	-	1.750%	4.225%
2014	0.50%	0.50%	0.250%	0.375%	0.125%	-	1.750%	4.225%

\* The tax was effective for a portion of the calendar year; it was effective for a total of 36 months.

Source: County Auditor's Office and Missouri Department of Revenue

Note: The county sales tax rate may only be changed with voter approval. The one-half cent General Revenue rate, the one-eighth cent Law Enforcement Services rate, the one-quarter cent Community Children's Services, and the three-eighths cent 911/Emergency Management services are permanent. The one-half cent rate for County Maintenance-Roads has been renewed by voter twice and will expire September 30, 2018 unless renewed again. The County is expected to seek renewal. The one-fifth cent rate for Capital Improvements was approved by voters for 3 years and expired September 30, 2009.

# BOONE COUNTY, MISSOURI

## OVERLAPPING SALES TAX RATES – STATE, COUNTY AND CITIES Rates Effective December 31, 2013

**Table 7**

<b>Unincorporated Areas of Boone County and McBaine, Midway, Prathersville, and Wilton</b>	State	4.225%	Permanent
	County General Revenue	0.500%	Permanent
	County Maintenance-Roads (Misc.)	0.500%	Sunset September 30, 2018
	County Law Enforcement Services	0.125%	Permanent
	Community Children's Services Fund	0.250%	Permanent
	911/Emergency Management	0.375%	Permanent
	<b>Combined Sales Tax Rates</b>	<b>5.975%</b>	
<b>Hartsburg and Village of Pierpont</b>	State	4.225%	Permanent
	County General Revenue	0.500%	Permanent
	County Maintenance-Roads (Misc.)	0.500%	Sunset September 30, 2018
	County Law Enforcement Services	0.125%	Permanent
	Community Children's Services Fund	0.250%	Permanent
	911/Emergency Management	0.375%	Permanent
	City General Revenue	0.500%	Permanent
<b>Combined Sales Tax Rates</b>	<b>6.475%</b>		
<b>Huntsdale</b>	State	4.225%	Permanent
	County General Revenue	0.500%	Permanent
	County Maintenance-Roads (Misc.)	0.500%	Sunset September 30, 2018
	County Law Enforcement Services	0.125%	Permanent
	Community Children's Services Fund	0.250%	Permanent
	911/Emergency Management	0.375%	Permanent
	City Capital Improvements	0.500%	Permanent
<b>Combined Sales Tax Rates</b>	<b>6.475%</b>		
<b>Rocheport</b>	State	4.225%	Permanent
	County General Revenue	0.500%	Permanent
	County Maintenance-Roads (Misc.)	0.500%	Sunset September 30, 2018
	County Law Enforcement Services	0.125%	Permanent
	Community Children's Services Fund	0.250%	Permanent
	911/Emergency Management	0.375%	Permanent
	City General Revenue	1.000%	Permanent
City Capital Improvements (Misc.)	0.500%	Permanent	
<b>Combined Sales Tax Rates</b>	<b>7.475%</b>		
<b>Ashland and Sturgeon</b>	State	4.225%	Permanent
	County General Revenue	0.500%	Permanent
	County Maintenance-Roads (Misc.)	0.500%	Sunset September 30, 2018
	County Law Enforcement Services	0.125%	Permanent
	Community Children's Services Fund	0.250%	Permanent
	911/Emergency Management	0.375%	Permanent
	City General Revenue	1.000%	Permanent
City Transportation	0.500%	Permanent	
City Law Enforcement	0.500%	Permanent	
<b>Combined Sales Tax Rates</b>	<b>7.975%</b>		
<b>Centralia</b>	State	4.225%	Permanent
	County General Revenue	0.500%	Permanent
	County Maintenance-Roads (Misc.)	0.500%	Sunset September 30, 2018
	County Law Enforcement Services	0.125%	Permanent
	Community Children's Services Fund	0.250%	Permanent
	911/Emergency Management	0.375%	Permanent
	City General Revenue	1.000%	Permanent
City Transportation	0.500%	Permanent	
City Stormwater and Parks Tax	0.500%	Permanent	
<b>Combined Sales Tax Rates</b>	<b>7.975%</b>		

*(Continued)*

---

## BOONE COUNTY, MISSOURI

---

### OVERLAPPING SALES TAX RATES – STATE, COUNTY AND CITIES

Rates Effective December 31, 2013

**Table 7 (Continued)**

<b>Columbia</b>	State	4.225%	Permanent
	County General Revenue	0.500%	Permanent
	County Maintenance-Roads (Misc.)	0.500%	Sunset September 30, 2018
	County Law Enforcement Services	0.125%	Permanent
	Community Children's Services Fund	0.250%	Permanent
	911/Emergency Management	0.375%	Permanent
	City General Revenue	1.000%	Permanent
	City Transportation	0.500%	Permanent
	City Capital Improvements (Misc.)	0.250%	Sunset December 31, 2015
	City Stormwater and Parks	0.250%	Roll back to permanent 1/8-cent March 31, 2016
	<b>Combined Sales Tax Rates</b>	<b>7.975%</b>	
<b>Hallsville and Harrisburg</b>	State	4.225%	Permanent
	County General Revenue	0.500%	Permanent
	County Maintenance-Roads	0.500%	Sunset September 30, 2018
	County Law Enforcement Services	0.125%	Permanent
	Community Children's Services Fund	0.250%	Permanent
	911/Emergency Management	0.375%	Permanent
	City General Revenue	1.000%	Permanent
	<b>Combined Sales Tax Rates</b>	<b>6.975%</b>	

Source: Missouri Department of Revenue, Division of Taxation and Collection

**BOONE COUNTY, MISSOURI**

**RATIOS OF OUTSTANDING DEBT BY TYPE  
LAST TEN FISCAL YEARS**

**Table 8**

Fiscal Year	Governmental Activities Debt						Total Primary Government	Percentage of Personal Income <sup>a</sup>	Per Capita <sup>a</sup>	Boone Co Personal Income (thousands)	Boone Co Personal Income (actual)	Boone County Population
	General Obligation Bonds	Special Obligation Bonds-Non-Taxable	Special Obligation Bonds-Taxable	Special Assessment Bonds	Capital Leases	Notes Payable						
2005	\$ —	\$ 4,660,000	\$ 2,005,000	\$ 630,000	\$ —	\$ —	\$ 7,295,000	0.16%	50.90	\$ 4,517,993	\$ 4,517,993,000	143,326
2006	—	4,390,000	2,005,000	680,000	—	—	7,075,000	0.15%	48.44	4,722,976	4,722,976,000	146,048
2007	—	4,115,000	2,005,000	542,000	—	—	6,662,000	0.13%	43.70	5,000,046	5,000,046,000	152,435
2008	—	3,835,000	1,960,000	2,101,000	—	—	7,896,000	0.14%	51.15	5,576,452	5,576,452,000	154,365
2009	—	3,545,000	1,910,000	1,997,000	—	—	7,452,000	0.13%	47.65	5,731,093	5,731,093,000	156,377
2010	—	3,255,000	2,685,000	1,530,075	—	—	7,470,075	0.13%	45.78	5,918,856	5,918,856,000	163,165
2011	—	2,795,000	2,560,000	1,968,336	—	—	7,323,336	0.12%	44.16	6,363,383	6,363,383,000	165,847
2012	—	2,230,000	685,000	1,818,536	—	—	4,733,536	0.07%	28.09	6,807,769	6,807,769,000	168,530
2013	—	1,880,000	610,000	1,699,736	—	—	4,189,736	0.06%	24.53	7,006,474	7,006,474,000	170,773
2014	—	1,530,000	530,000	1,579,036	—	—	3,639,036	*	21.07	*	*	172,717

<sup>a</sup> See table 12 for personal income and population data.

\* Information not yet available.

**BOONE COUNTY, MISSOURI**

**RATIOS OF GENERAL BONDED DEBT OUTSTANDING  
LAST TEN FISCAL YEARS**

**Table 9**

Fiscal Year	General Bonded Debt Outstanding- General Obligation Bonds	Taxable Property		Percentage of Taxable Property- Estimated Actual Value	Per Capita <sup>a</sup>
		Assessed	Estimated		
		Value	Actual Value		
2005	\$ —	\$ 1,968,613,137	\$ 8,639,742,036	\$ —	\$ —
2006	—	2,098,227,136	9,211,347,641	—	—
2007	—	2,219,912,270	9,732,834,265	—	—
2008	—	2,294,937,917	10,069,629,534	—	—
2009	—	2,306,828,601	10,159,088,945	—	—
2010	—	2,328,252,676	10,267,252,550	—	—
2011	—	2,375,004,770	10,450,224,688	—	—
2012	—	2,428,971,600	10,669,600,500	—	—
2013	—	2,480,387,237	10,890,288,842	—	—
2014	—	2,548,292,957	11,212,904,636	—	—

<sup>a</sup> See Table 12 for population data.



# BOONE COUNTY, MISSOURI

## LEGAL DEBT MARGIN LAST TEN FISCAL YEARS

**Table 10**

Legal Debt Margin Calculation for Fiscal Year 2014	
Assessed Value	\$ 2,548,292,957
Debt limit (10% of assessed value)	254,829,296
Debt applicable to limit:	
General obligation bonds (Special assessment bonds)	1,579,036
Less: Amount set aside for repayment of general obligation debt	<u>(531,554)</u>
Total net debt applicable to limit	<u>1,047,482</u>
Legal debt margin	<u><u>\$ 253,781,814</u></u>

	Fiscal Year									
	2005	2006	2007	2008	2009	2010	2011	2012	2013	2014
Debt limit	\$ 196,861,314	\$ 209,822,714	\$ 221,991,227	\$ 229,493,792	\$ 230,682,860	\$ 232,825,268	\$ 237,500,477	\$ 242,897,160	\$ 248,038,724	\$ 254,829,296
Total net debt applicable to limit	<u>259,060</u>	<u>361,024</u>	<u>227,934</u>	<u>1,838,829</u>	<u>1,761,047</u>	<u>1,234,041</u>	<u>1,680,157</u>	<u>1,477,270</u>	<u>1,300,068</u>	<u>1,047,482</u>
Legal debt margin	<u><u>\$ 196,602,254</u></u>	<u><u>\$ 209,461,690</u></u>	<u><u>\$ 221,763,293</u></u>	<u><u>\$ 227,654,963</u></u>	<u><u>\$ 228,921,813</u></u>	<u><u>\$ 231,591,227</u></u>	<u><u>\$ 235,820,320</u></u>	<u><u>\$ 241,419,890</u></u>	<u><u>\$ 246,738,656</u></u>	<u><u>\$ 253,781,814</u></u>
Total net debt applicable to the limit as a percentage of debt limit	0.13%	0.17%	0.10%	0.80%	0.76%	0.53%	0.71%	0.61%	0.52%	0.41%

Note: The general obligation bonds included in the table above were issued for the Neighborhood Improvement Program and are being retired solely with special assessments and the County's special assessment is backed by an enforceable tax lien against the property. These bonds are accounted for as special assessment debt in other debt-related tables. However, because the bonds are general obligation bonds, they meet the legal criteria for inclusion in the computation of legal debt margin.

---

**BOONE COUNTY, MISSOURI**

**PLEGDED REVENUE COVERAGE  
LAST TEN FISCAL YEARS**

---

**Table 11**

Fiscal Year	Special Assessment Bonds					Coverage
	Special Assessment Collections	Debt Service			Total	
		Principal	Interest			
2005	\$ 226,077	\$ 155,000	\$ 32,317	\$ 187,317	1.21	
2006	206,031	132,000	25,710	157,710	1.31	
2007	148,743	138,000	28,629	166,629	0.89	
2008	105,288	141,000	21,318	162,318	0.65	
2009	128,166	104,000	15,691	119,691	1.07	
2010	792,558	794,600	28,158	822,758	0.96	
2011	169,336	118,607	38,317	156,924	1.08	
2012	308,739	149,800	57,320	207,120	1.49	
2013	232,494	118,800	48,833	167,633	1.39	
2014	303,673	120,700	45,567	166,267	1.83	

Note: The special assessment bonds included in the table above were approved by voters as general obligation bonds for the Neighborhood Improvement District Program and are being retired solely with special assessments and the County's special assessment is backed by an enforceable tax lien against the property.

## BOONE COUNTY, MISSOURI

### DEMOGRAPHIC AND ECONOMIC STATISTICS LAST TEN FISCAL YEARS

**Table 12**

	Population						Unemployment Rate Percentages		
	State of Missouri		Boone County				Boone County	State of Missouri	USA
	Total	Percentage of Growth	Total	Percentage of Growth	Per Capita Personal Income	Personal Income (thousands of dollars)			
2005	\$5,800,310	0.71%	\$ 143,326	1.49%	\$ 31,519	\$ 4,517,993	3.4%	5.3%	4.6%
2006	5,842,713	0.73%	146,048	1.90%	31,524	4,722,976	3.2%	4.8%	4.6%
2007	5,878,415	0.61%	152,435	4.37%	32,884	5,000,046	3.6%	5.0%	4.8%
2008	5,911,605	0.56%	154,365	1.27%	36,133	5,576,452	4.3%	6.1%	7.1%
2009	5,987,580	1.29%	156,377	1.30%	36,649	5,731,093	6.3%	9.3%	9.7%
2010	5,995,715	0.14%	163,165	4.34%	36,269	5,918,856	6.4%	9.6%	9.6%
2011	6,010,688	0.25%	165,847	1.64%	38,369	6,363,383	5.8%	8.6%	9.0%
2012	6,021,988	0.19%	168,530	1.62%	40,395	6,807,769	4.6%	6.9%	7.6%
2013	6,044,171	0.37%	170,773	1.33%	41,028	7,006,474	4.5%	6.5%	6.5%
2014	6,063,589	0.32%	172,717	1.14%	*	*	4.1%	6.1%	6.2%

\* Information not yet available.

Sources:

Consumer Price Index, Population and Income statistics - US Department of Commerce; Bureau of Economic Analysis

Unemployment statistics - US Department of Labor, Bureau of Labor Statistics; Missouri Economic Development, Missouri Economic Research and Information Center

## BOONE COUNTY, MISSOURI

### PRINCIPAL EMPLOYERS CURRENT YEAR AND NINE YEARS AGO

**Table 13**

Employer	2014			2005		
	Employees	Rank	Percentage of Total County Employment	Employees	Rank	Percentage of Total County Employment
University of Missouri	8,709	1	9.25%	7,642	1	9.23%
University Hospital & Clinics	4,296	2	4.56%	3,551	2	4.29%
Columbia Public Schools	2,326	3	2.47%	2,030	3	2.45%
Boone Hospital Center	2,000	4	2.12%	1,334	4	1.61%
Harry S. Truman Veterans Hospital	1,374	5	1.46%	924	10	1.12%
City of Columbia	1,329	6	1.41%	1,187	5	1.43%
State Farm Insurance Companies	1,200	7	1.27%	1,079	6	1.30%
Veterans United Home Loans	1,031	8	1.09%	—	—	—
Shelter Insurance Companies	1,029	9	1.09%	1,019	7	1.23%
MBS Textbook Exchange	1,100	10	1.17%	935	9	1.13%
U S Government (excludes VA Hospital)	—	—	—	1,002	8	1.21%
<b>Total employment for principal employers</b>	<b>24,394</b>		<b>25.91%</b>	<b>20,703</b>		<b>25.02%</b>
<b>Total county employment</b>	<b>94,156</b>			<b>82,751</b>		

\* Data unavailable at time of publication

**Sources:**

Employer and Employees - Regional Economic Development, Inc., Factbook. Excludes retail sector.

Total County Employment - US Department of Labor, Bureau of Labor Statistics; Missouri Department of Economic Development, Missouri Economic Research and Information Center

**BOONE COUNTY, MISSOURI**

**FULL-TIME EQUIVALENT COUNTY EMPLOYEES BY FUNCTION  
LAST TEN FISCAL YEARS**

**Table 14**

Full-time Equivalent Employees as of December 31

	<u>2005</u>	<u>2006</u>	<u>2007</u>	<u>2008</u>	<u>2009</u>	<u>2010</u>	<u>2011</u>	<u>2012</u>	<u>2013</u>	<u>2014</u>
General Government Operations	81.05	84.60	83.88	87.40	84.44	85.68	84.68	87.71	87.97	91.32
Public Safety & Judicial - Courts	43.55	44.21	45.68	46.11	46.18	44.51	47.55	46.79	47.34	46.42
Public Safety & Judicial - Sheriff/Corrections	141.40	144.65	145.40	145.90	145.40	144.28	145.76	147.28	149.28	152.46
Public Safety & Judicial - 911/Joint	—	—	—	—	—	—	—	—	10.00	20.00
Communications & Emergency Management										
Public Safety & Judicial - PA & Other	42.50	46.62	46.62	46.75	49.12	47.33	47.40	46.36	42.36	44.96
Environment, Protective Inspection & Infrastructure	82.28	82.28	83.97	84.28	85.86	85.11	85.11	86.11	87.11	86.98
Health & Community Services	—	—	—	—	—	—	—	—	—	3.00
Capitol Projects & Facilities Maintenance/Repairs	<u>14.00</u>	<u>14.00</u>	<u>14.00</u>	<u>14.00</u>	<u>14.00</u>	<u>14.00</u>	<u>14.00</u>	<u>13.00</u>	<u>13.00</u>	<u>14.00</u>
Total	<u>404.78</u>	<u>416.36</u>	<u>419.55</u>	<u>424.44</u>	<u>425.00</u>	<u>420.91</u>	<u>424.50</u>	<u>427.25</u>	<u>437.06</u>	<u>459.14</u>

# BOONE COUNTY, MISSOURI

## OPERATING INDICATORS BY FUNCTION LAST TEN FISCAL YEARS

**Table 15**

	2005	2006	2007	2008	2009	2010	2011	2012	2013	2014
<b>Law Enforcement &amp; Judicial - Court</b>										
<b>Circuit Clerk</b>										
No. of Cases Filed	26,611	23,347	30,808	22,550	23,122	21,610	20,091	23,577	19,616	18,265
No. of Cases Disposed	21,710	22,458	26,749	22,501	22,585	21,769	19,783	23,466	19,456	18,055
No. of Cases Pending	8,121	8,924	7,850	9,097	9,126	8,777	8,940	8,235	8,843	8,931
<b>Circuit Court Services</b>										
No. of Juries Reporting	54	39	48	48	52	49	24	25	36	40 <sup>a</sup>
No. of Jury Trial Days	90	68	76	109	107	86	37	40	66	65 <sup>a</sup>
No. of Home Detention Days	14,306	16,824	14,405	13,827	12,473	13,973	13,375	9,050	9,341	8,064 <sup>a</sup>
<b>Law Enforcement &amp; Judicial - Sheriff/Corrections</b>										
<b>Corrections</b>										
Correction Facility Capacity	210	210	210	210	210	210	210	210	210	210
Inmate Bookings	7,427	7,247	7,330	7,781	8,112	7,663	7,091	6,815	6,390	6,095
Average Daily Population	217	217	193	224	216	220	228	203	218	217
<b>Sheriff</b>										
Calls for Service	49,534	49,564	49,564	50,179	78,669	79,495	69,955	59,499	63,251	57,835
Civil Papers Served	13,418	12,454	12,454	14,326	10,510	9,756	9,941	9,067	8,641	7,526
Warrants Served	6,524	6,112	6,112	6,256	5,939	5,155	4,916	5,244	4,960	4,697
<b>Law Enforcement &amp; Judicial - PA &amp; Other</b>										
<b>Prosecuting Attorney</b>										
Total Cases Filed	11,362	10,982	10,179	10,179	10,738	9,356	8,462	7,798	7,129	6,627 <sup>a</sup>
<b>Environment, Buildings &amp; Infrastructure</b>										
<b>Public Works</b>										
<b>County Maintained Roads in Centerline Miles</b>										
<b>Base Type:</b>										
Concrete	32	33	34	34	34	33	51	51	33	32
Asphalt	206	209	209	209	209	218	192	187	199	198
Low Type Bituminous	72	73	97	97	97	69	87	<sup>b</sup>	<sup>b</sup>	<sup>b</sup>
Gravel	491	487	472	472	472	484	474	554	547	543

(a) Estimates by department

(b) Beginning in 2012, roads are being reported by base type. Low Type Bituminous is a surface type and will no longer be reported.

Sources: Data provided by various county offices and compiled by the County Auditor.

# BOONE COUNTY, MISSOURI

## CAPITAL ASSET STATISTICS BY FUNCTION LAST NINE FISCAL YEARS

**Table 16**

	2005	2006	2007	2008	2009	2010	2011	2012	2013	2014
<b>General Government Operations</b>										
Government Center Building	1	1	1	1	1	1	1	1	1	1
Johnson Building	1	1	1	1	1	1	—	—	-	-
Building at 101 N Seventh	1	1	1	1	1	1	—	—	-	-
Boone County Annex	—	—	—	—	—	—	1	1	1	1
Elections Warehouse (co-located with Sheriff Annex)	—	—	—	—	—	—	1	1	1	1
<b>Public Safety &amp; Judicial - Court/Prosecuting Attorney/Other</b>										
Alternative Sentencing Center	—	—	1	1	1	1	1	1	1	1
Courthouse	1	1	1	1	1	1	1	1	1	1
Juvenile Justice Center Art/Maintenance Building	1	1	1	1	1	1	1	1	1	1
Child Support Enforcement Services Center	1	1	1	1	1	1	1	1	1	1
Johnson Building (Public Defender and record storage)	—	—	—	—	—	—	1	1	1	1
Juvenile Justice Center	1	1	1	1	1	1	1	1	1	1
Juvenile Justice Center Capacity	45	45	45	45	45	45	45	45	45	45
<b>Public Safety &amp; Judicial - Sheriff/Corrections</b>										
Substations	2	2	2	2	2	2	2 <sup>(a)</sup>	2 <sup>(a)</sup>	2 <sup>(a)</sup>	2
Sheriff Annex (co-located with Elections Warehouse)	—	—	—	—	—	—	1	1	1	1
Sheriff Administration & Correction Facility	1	1	1	1	1	1	1	1	1	1
Correction Facility Capacity	210	210	210	210	210	210	210	210	210	210
<b>Environment, Buildings &amp; Infrastructure</b>										
Public Works Administration & Maintenance Building	1	1	1	1	1	1	1	1	1	1
North Garage	1	1	1	1	1	1	1	1	1	1
Asphalt Storage Facility	1	1	1	1	1	1	1	1	1	1
Snow & Ice Maintenance Storage Facility	1	1	1	1	1	1	1	1	1	1
North Maintenance Building	—	—	—	—	—	1	1	1	1	1
County Maintained Roads in Centerline Miles <sup>(b)</sup>										
Concrete	32	33	34	34	34	33	51	51	33	32
Asphalt	206	209	209	209	209	218	192	187	199	198
Low Type Bituminous	72	73	97	97	97	69	87	<sup>(c)</sup>	<sup>(c)</sup>	<sup>(c)</sup>
Gravel	491	487	472	472	472	484	474	554	547	543
Total Centerline Miles	<u>801</u>	<u>802</u>	<u>812</u>	<u>812</u>	<u>812</u>	<u>804</u>	<u>804</u>	<u>792</u>	<u>779</u>	<u>773</u>
<b>Community Health &amp; Public Services</b>										
Health Facility (joint ownership with City of Columbia)	1	1	1	1	1	1	1	1	1	1
Community Services Center	—	—	—	—	—	—	—	—	1	1
<b>Beautification &amp; Recreation</b>										
Fairground Property & Buildings	1	1	1	1	1	1	1	1	1	1
<b>Other ( Utilized for construction staging &amp; storage)</b>										
Boone County Annex	—	—	1	1	1	1	—	—	-	-
Building at 101 N Seventh	—	—	—	—	—	—	1	1	1	1

Source: County Auditor

<sup>(a)</sup> Data corrected for previous years

<sup>(b)</sup> Source: Resource Management Department

<sup>(c)</sup> Beginning in 2012, roads are being reported by base type. Low Type Bituminous is a surface type and will no longer be reported.